



US00D374986S

United States Patent [19]

[11] Patent Number: **Des. 374,986**

Dages

[45] Date of Patent: ****Oct. 29, 1996**

[54] **GOLF CLUB CARRIER**

5,102,529 4/1992 Hickin 206/315.7 X

[76] Inventor: **Claude Dages**, 5216 St. Gabriel La.,
Louisville, Ky. 40291

Primary Examiner—Doris V. Coles
Assistant Examiner—Catherine R. Oliver

[**] Term: **14 Years**

[57] **CLAIM**

[21] Appl. No.: **51,131**

The ornamental design for a golf club carrier, as shown and described.

[22] Filed: **Mar. 4, 1996**

[52] U.S. Cl. **D3/259; D3/255; D21/223**

DESCRIPTION

[58] Field of Search D3/255, 320, 259;
206/315.1, 315.2, 315.3, 315.4, 315.5, 315.6,
315.7, 315.8; D34/15; D21/223, 234

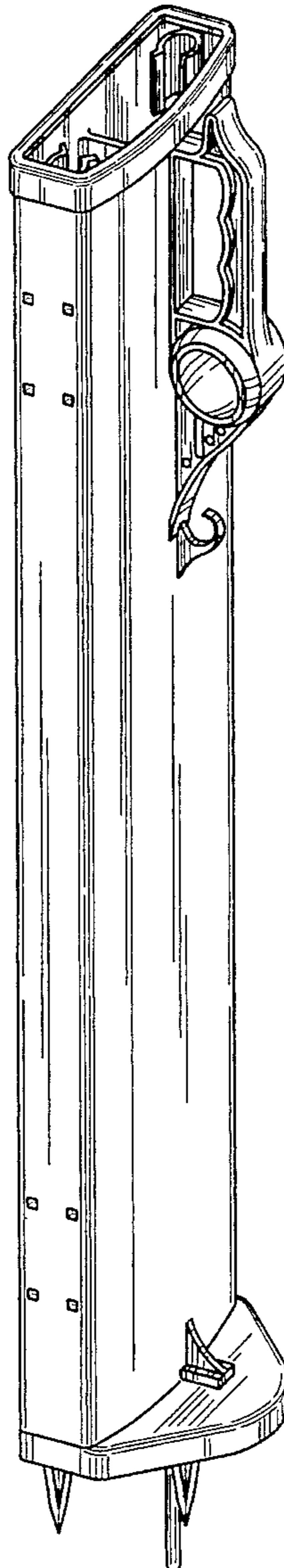
FIG. 1 is a perspective view of a golf club carrier made in accordance with the present invention;
FIG. 2 is a rear view of the golf club carrier of FIG. 1;
FIG. 3 is a right side view of the golf club carrier of FIG. 1;
FIG. 4 is a left side view of the golf club carrier of FIG. 1;
FIG. 5 is a front view of the golf club carrier of FIG. 1;
FIG. 6 is a top view of the golf club carrier of FIG. 1; and,
FIG. 7 is a bottom view of the golf club carrier of FIG. 1.

[56] References Cited

U.S. PATENT DOCUMENTS

D. 322,831	12/1991	Cantwell	D3/255 X
D. 351,444	10/1994	Hunter	D21/223
2,679,876	6/1954	Schall	D3/259 X
3,866,646	2/1975	Nevard	206/315.7 X

1 Claim, 3 Drawing Sheets



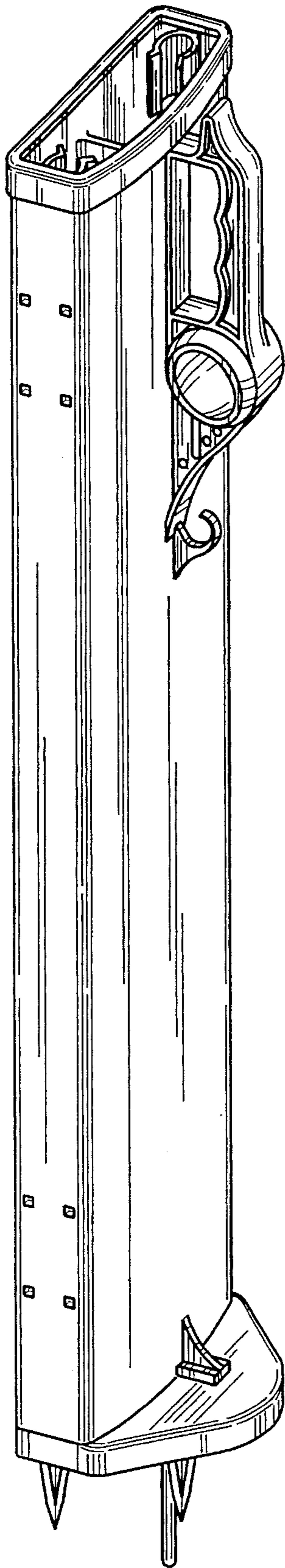


FIG. 1




FIG. 2

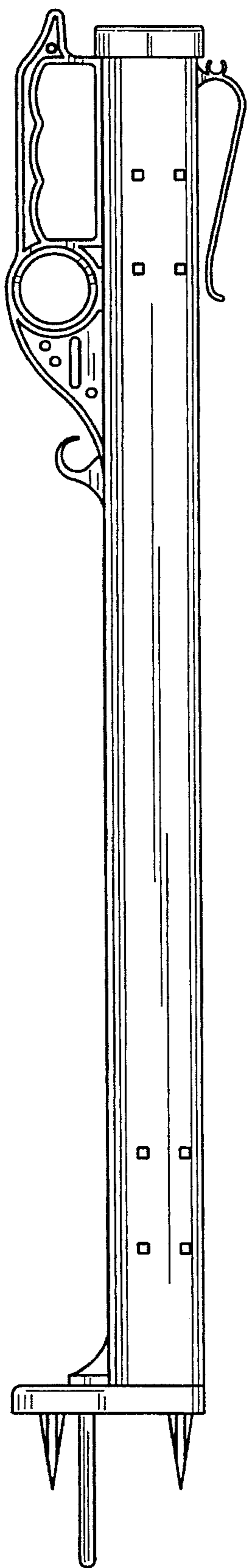


FIG. 3

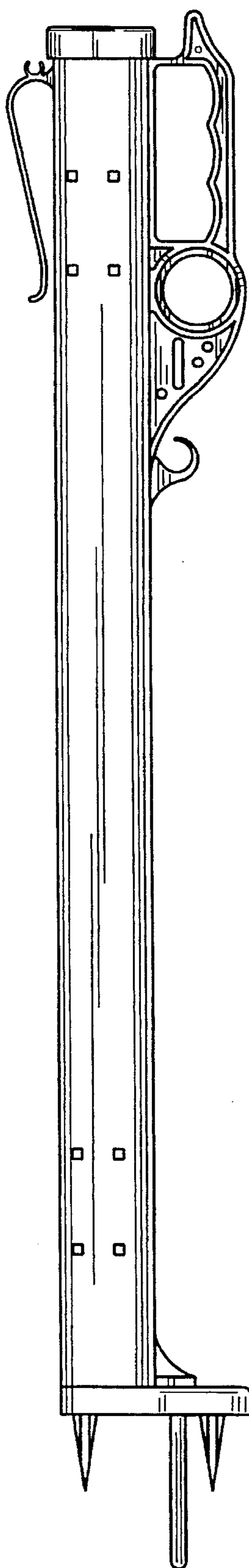


FIG. 4

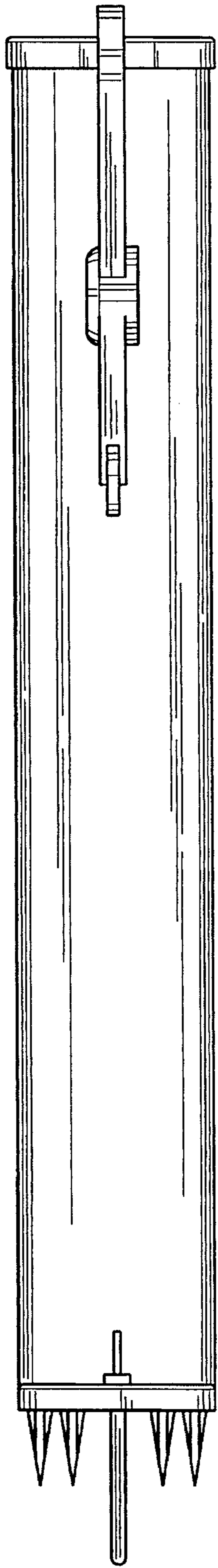


FIG. 5

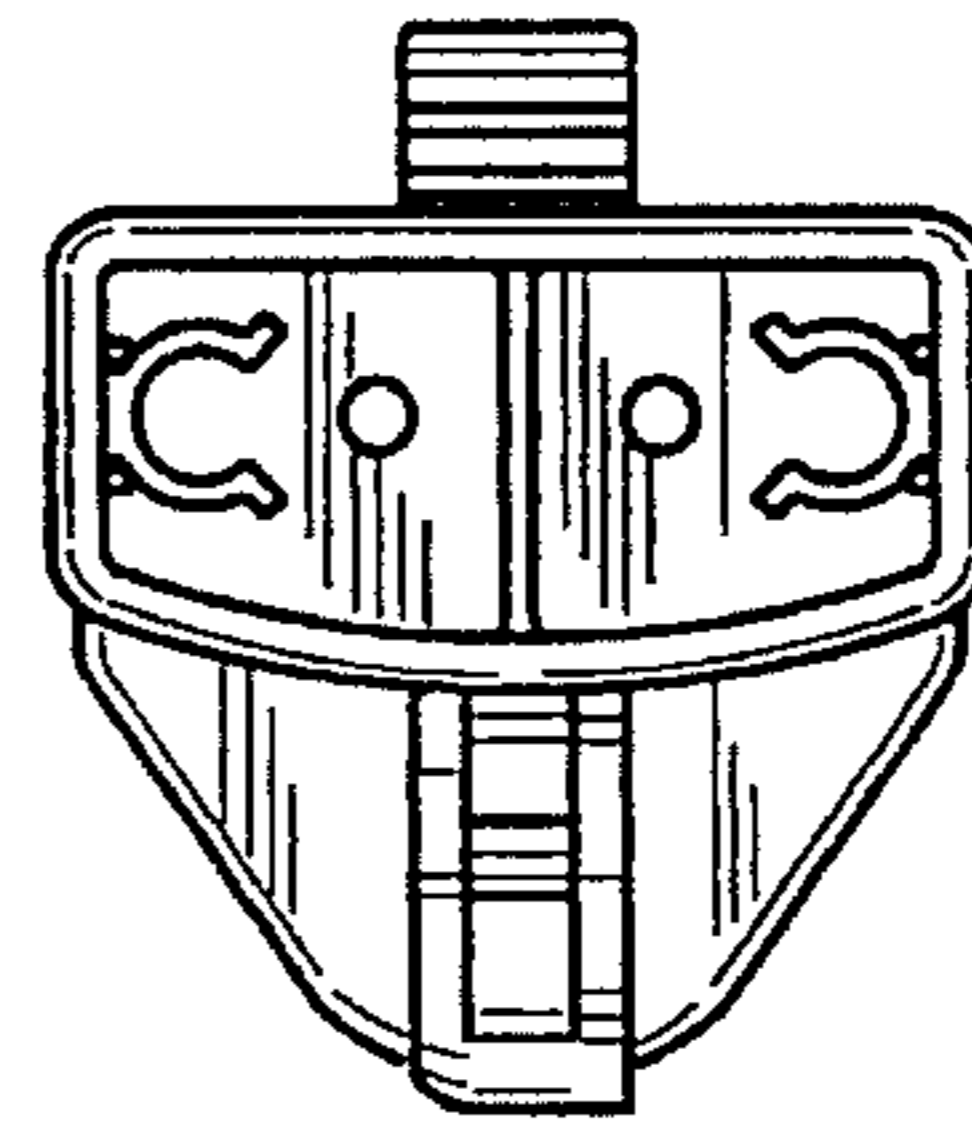


FIG. 6

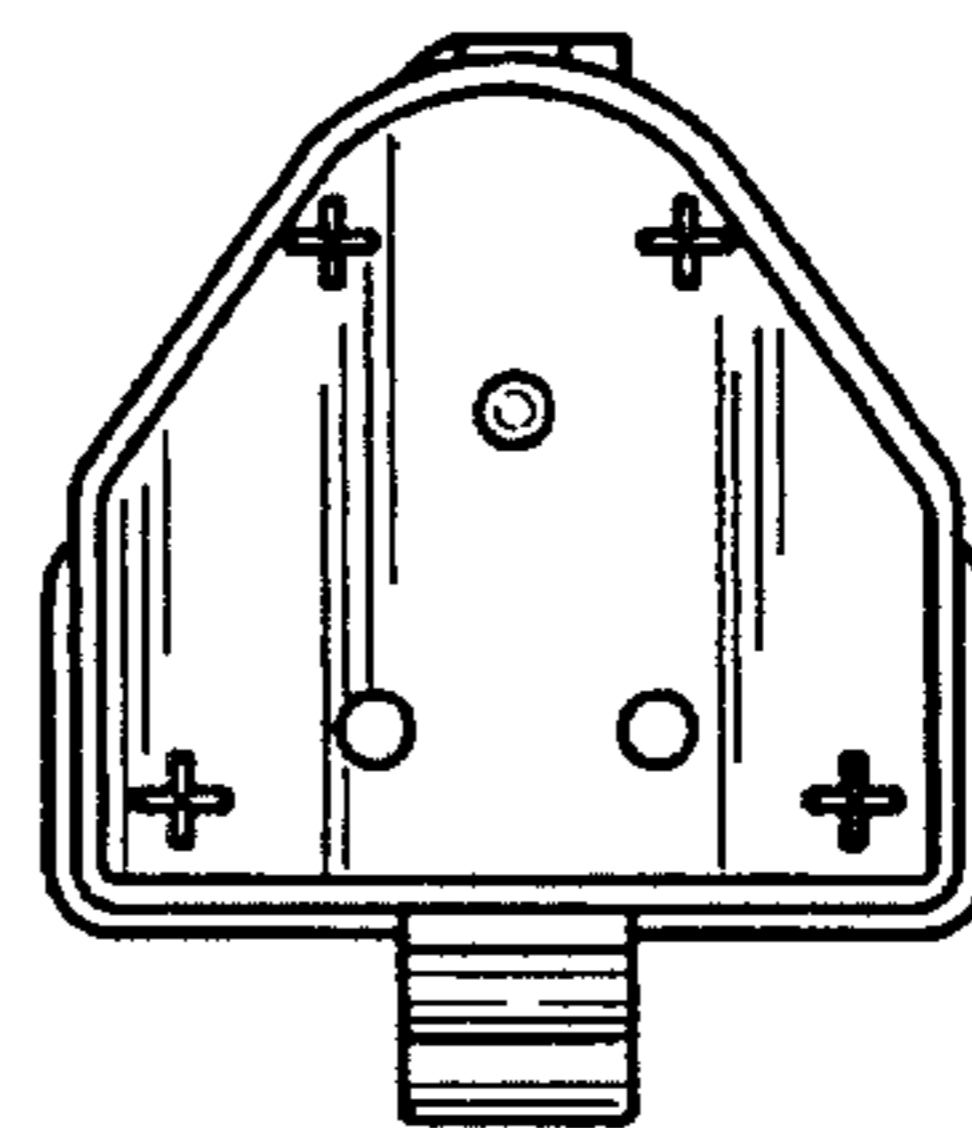


FIG. 7