



US00D374982S

United States Patent [19]
Hamilton

[11] **Patent Number: Des. 374,982**

[45] **Date of Patent: **Oct. 29, 1996**

[54] **FLY CADDY**

2,540,340 2/1951 Linblade 224/182 X
5,454,185 10/1995 Love 224/219 X

[75] Inventor: **Joseph A. Hamilton**, Highlands Ranch, Colo.

Primary Examiner—Doris V. Coles

Assistant Examiner—Catherine R. Oliver

[73] Assignee: **Fur Reel, Inc.**, Highlands Ranch, Colo.

Attorney, Agent, or Firm—Dorr, Carson, Sloan & Birney, P.C.

[**] Term: **14 Years**

[57] **CLAIM**

[21] Appl. No.: **40,551**

The ornamental design for a fly caddy, as shown and described.

[22] Filed: **Jun. 21, 1995**

[52] U.S. Cl. **D3/221**

DESCRIPTION

[58] **Field of Search** D3/215, 221, 260;
224/920, 222, 219, 182; 43/25.2, 54.1,
57.1, 26

FIG. 1 is a perspective view of the fly caddy;
FIG. 2 is a front view of the fly caddy;
FIG. 3 is a right side view of the fly caddy, with the left side view being a mirror image of FIG. 3;
FIG. 4 is a rear view of the fly caddy;
FIG. 5 is a top view of the fly caddy; and,
FIG. 6 is a bottom view of the fly caddy.

[56] **References Cited**

U.S. PATENT DOCUMENTS

D. 302,629	8/1989	Luckritz	D3/221
1,550,790	8/1925	Dumouchel	43/57.1
2,235,369	3/1941	Heiner	43/57.1

1 Claim, 2 Drawing Sheets

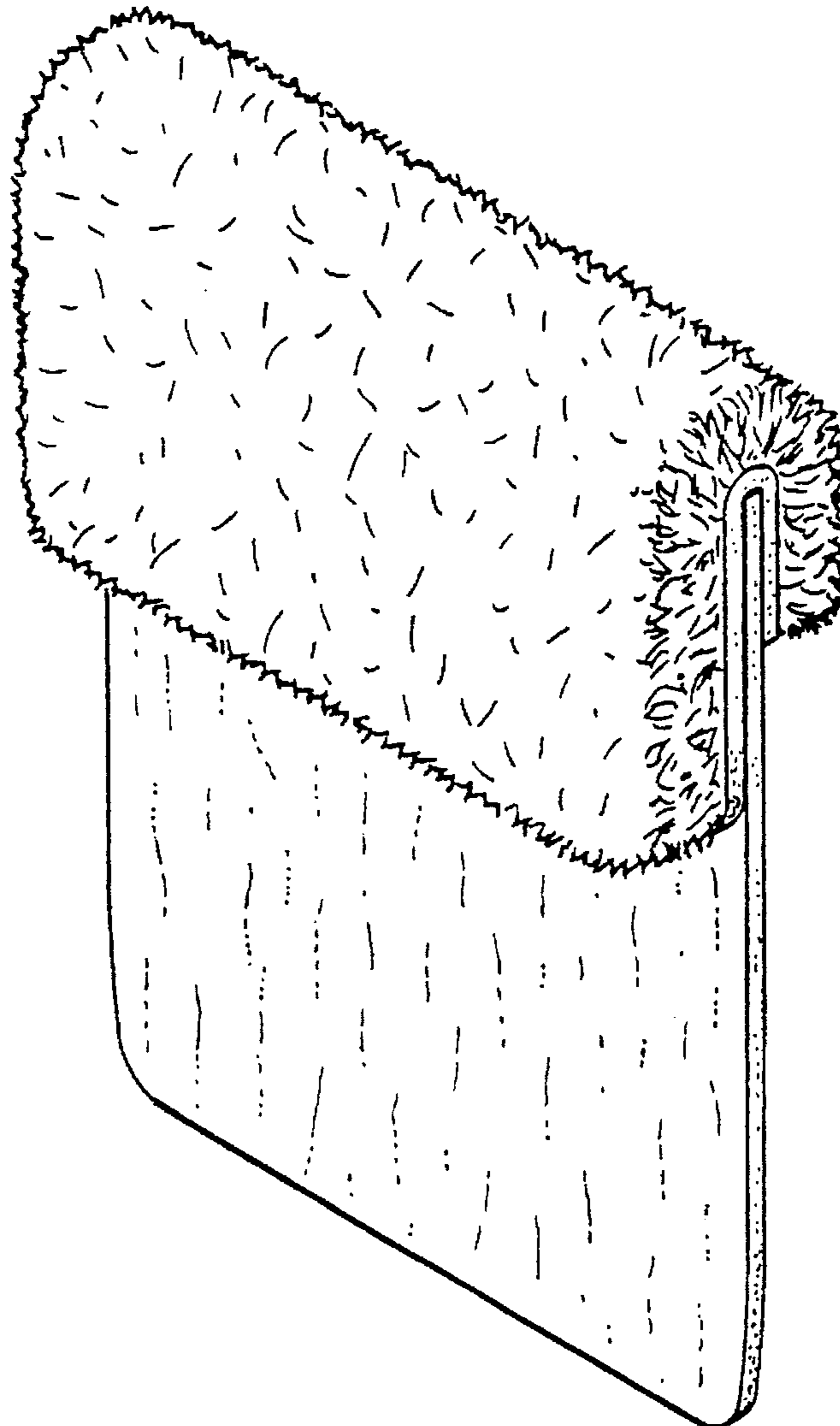


Fig. 1

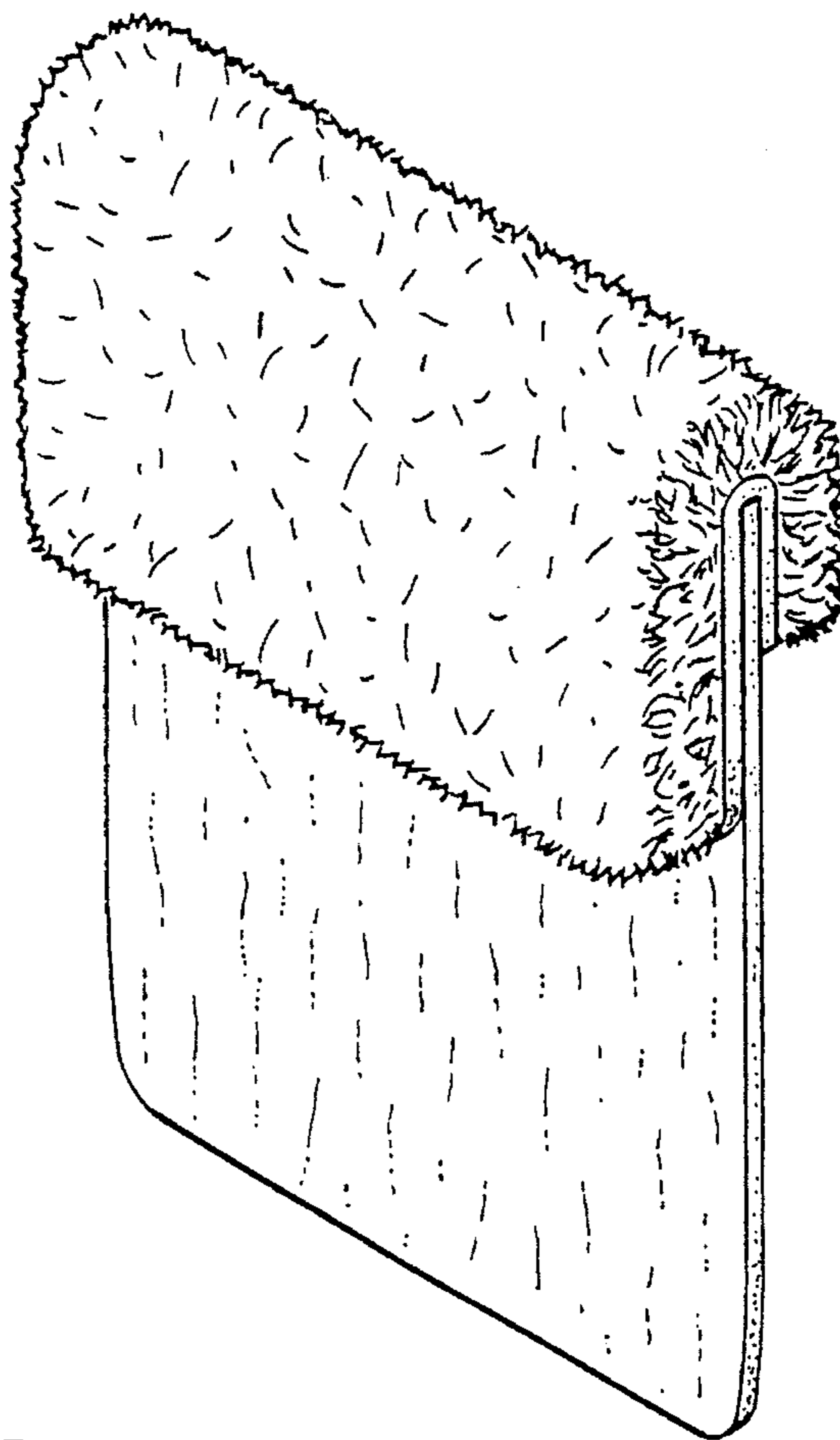


Fig. 2




Fig. 3

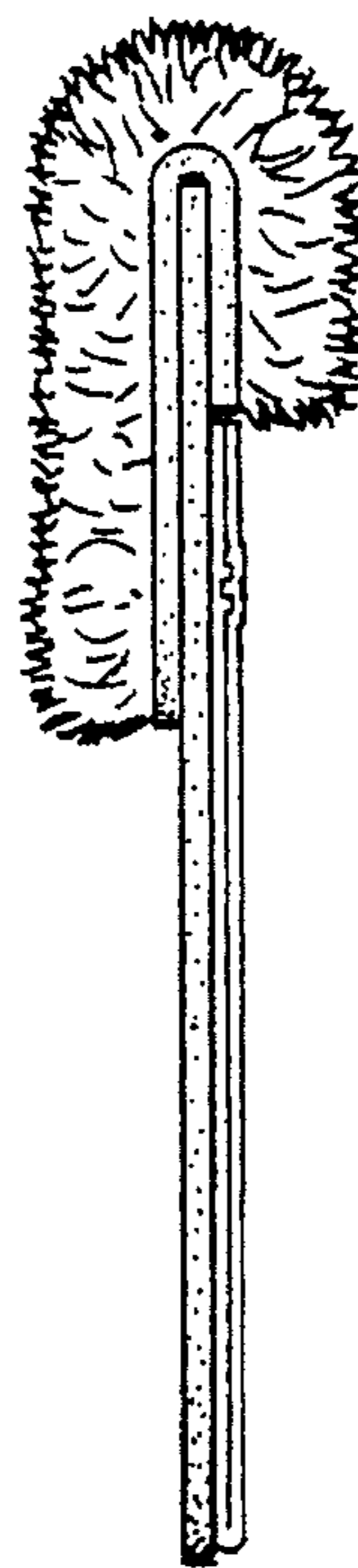


Fig. 4




Fig. 5




Fig. 6

