



US00D374975S

# United States Patent [19]

Vargas et al.

[11] Patent Number: **Des. 374,975**

[45] Date of Patent: **\*\*Oct. 29, 1996**

[54] **BEVERAGE CARRIER**

[76] Inventors: **Mayra Vargas; Epifania Feliciano**,  
both of P.O. Box 3301, New Britain,  
Conn. 06050

[\*\*] Term: **14 Years**

[21] Appl. No.: **33,851**

[22] Filed: **Jan. 23, 1995**

[52] U.S. Cl. .... **D3/202; D3/244; D3/300**

[58] Field of Search ..... **D3/201-202, 215-219,  
D3/221, 224-225, 229, 263, 267-269, 900,  
232-247, 270; D7/601-608, 609, 619-630,  
709; D9/305-306, 345, 517-519; 206/427-430,  
139; 220/409-412, 460, 903; 224/148,  
205, 202, 235-236, 257-258, 908**

[56] **References Cited**

**U.S. PATENT DOCUMENTS**

86,403	2/1869	Huntington	.....	D3/244	X
D. 157,731	3/1950	Branen	.....	D3/202	X
D. 226,743	4/1973	Lee	.....	D3/244	
D. 247,392	2/1978	Coleman	.....	D7/607	X
D. 279,624	7/1985	Rich	.....	D7/607	X
D. 289,128	4/1987	Bradshaw	.....	D7/607	
D. 302,775	8/1989	Sinoff et al.	.....	D7/622	
D. 314,888	2/1991	Mano et al.	.....	D7/605	
D. 334,870	4/1993	Griffin	.....	D7/607	

D. 339,034	9/1993	Walcott et al.	.....	D7/607	
D. 344,413	2/1994	Bedrosian et al.	.....	D7/607	X
D. 349,010	7/1994	Johnson	.....	D7/607	X
D. 350,024	8/1994	Ryker	.....	D3/233	X
D. 353,520	12/1994	Schwartz	.....	D7/607	
481,116	8/1892	Milligan	.....	D3/244	X
4,197,890	4/1980	Simko	.....	D3/202	X
4,468,933	9/1984	Christopher	.....	D7/607	X
5,147,079	9/1992	Heather	.....	D3/202	X
5,183,183	2/1993	Hernandez	.....	D3/229	X

*Primary Examiner*—B. J. Bullock  
*Assistant Examiner*—Stacia Sinuik  
*Attorney, Agent, or Firm*—Chilton, Alix & Van Kirk

[57] **CLAIM**

The ornamental design for a beverage carrier, as shown and described.

**DESCRIPTION**

FIG. 1 is a perspective view of a beverage carrier showing my new design with the strap broken away to indicate indeterminate length;  
FIG. 2 is a rear plan view thereof with the strap fragmentally shown for ease of illustration;  
FIG. 3 is a right side view thereof;  
FIG. 4 is a left side view thereof;  
FIG. 5 is a top view thereof; and,  
FIG. 6 is a bottom view thereof.

**1 Claim, 4 Drawing Sheets**

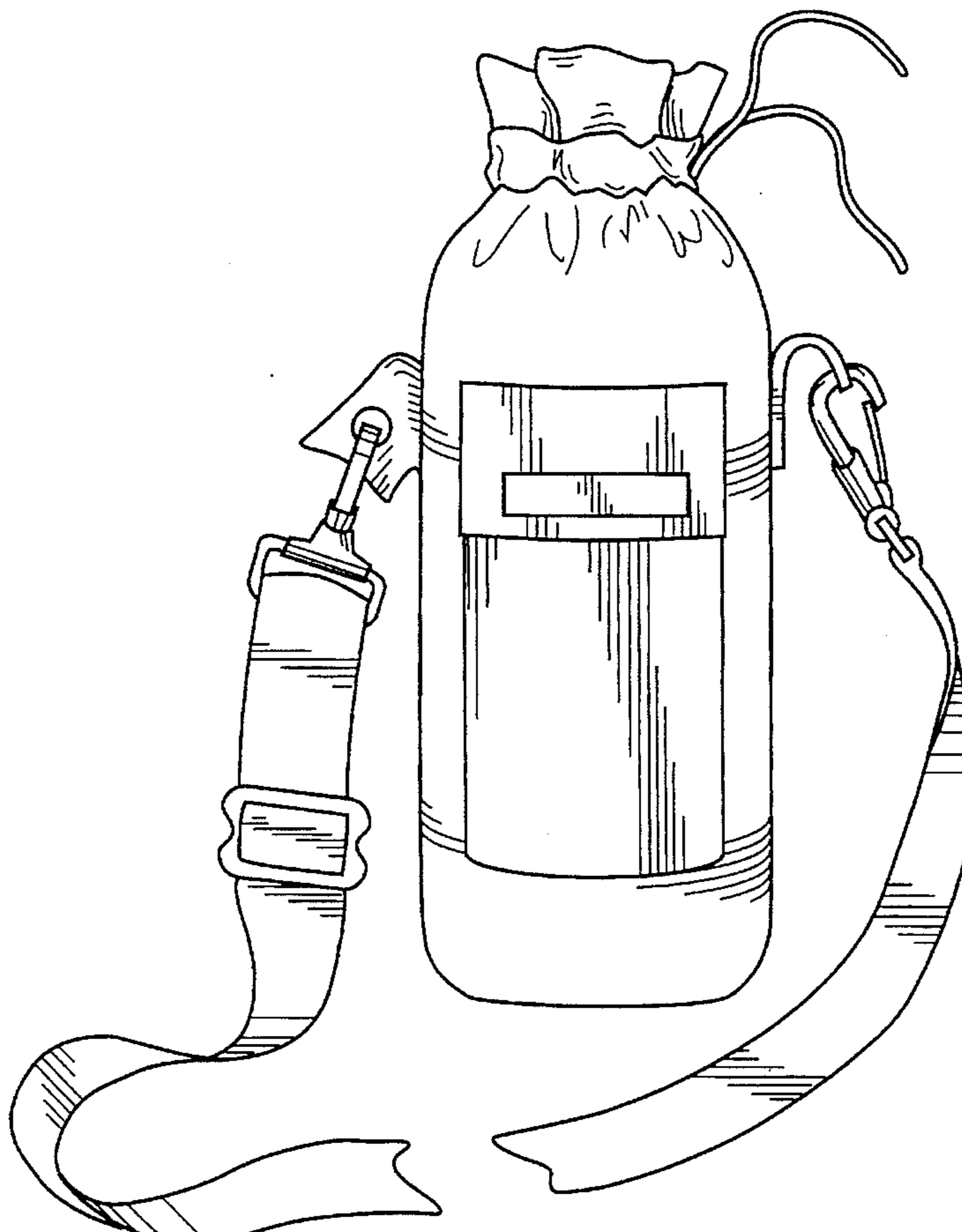
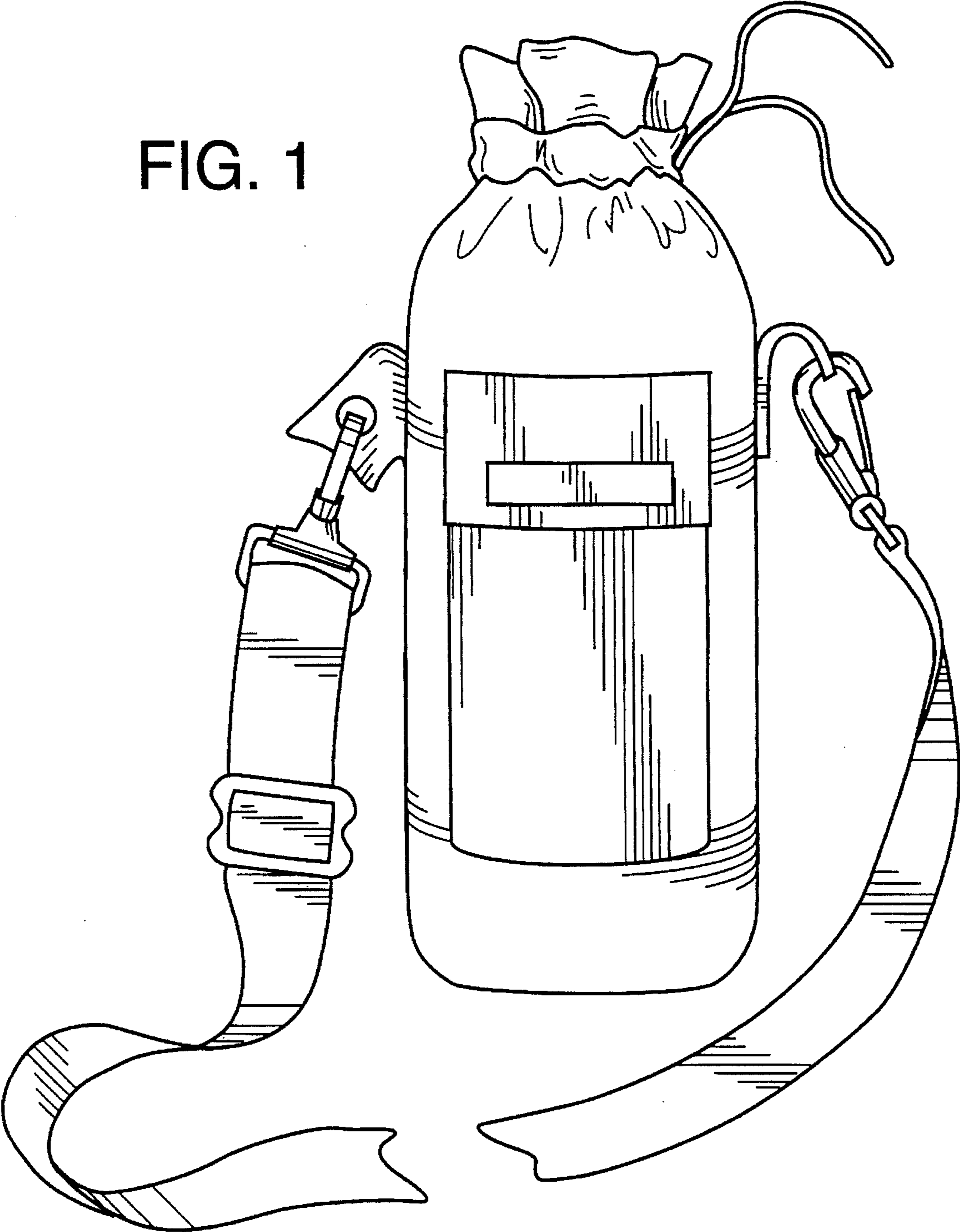


FIG. 1



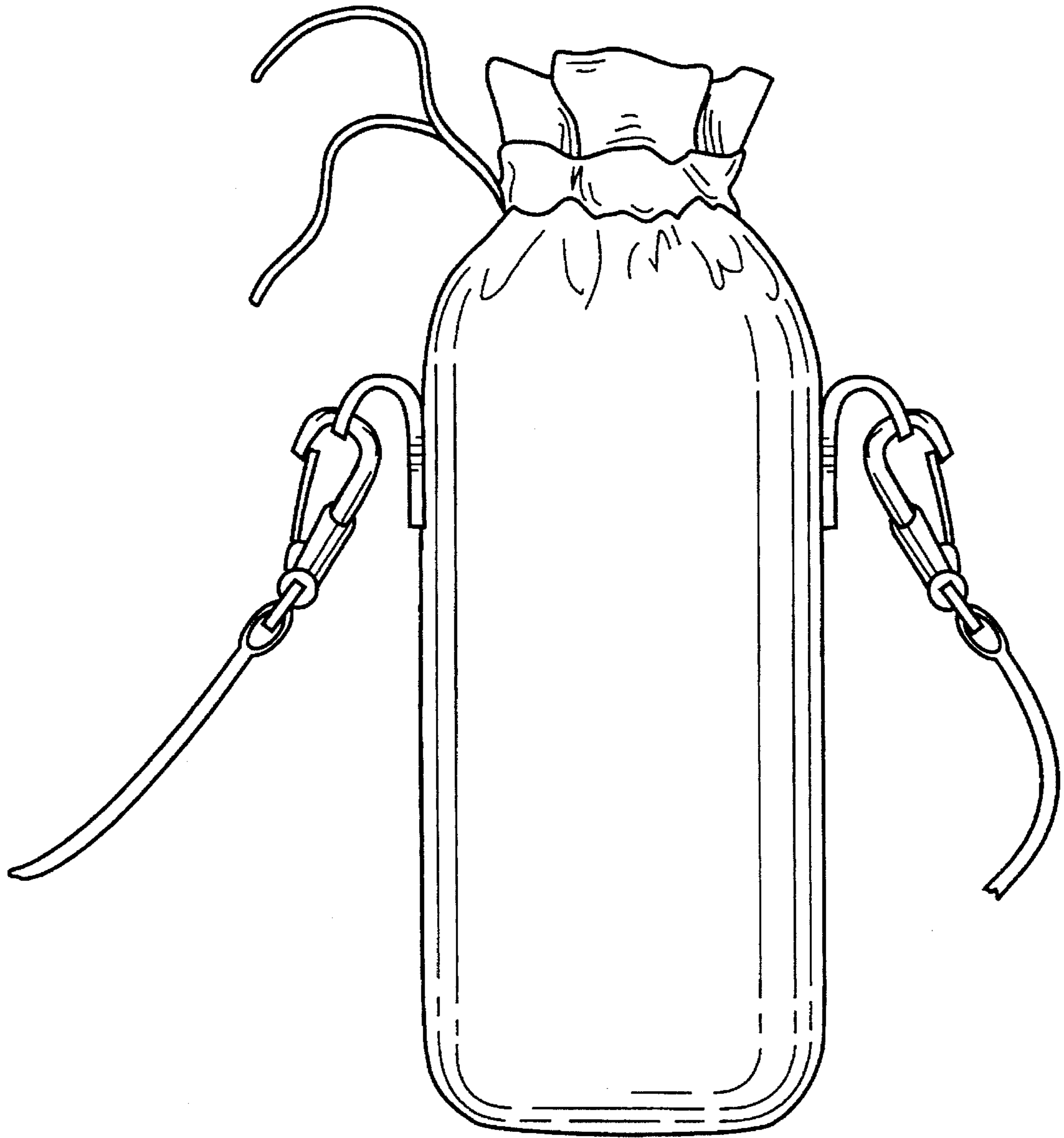


FIG. 2

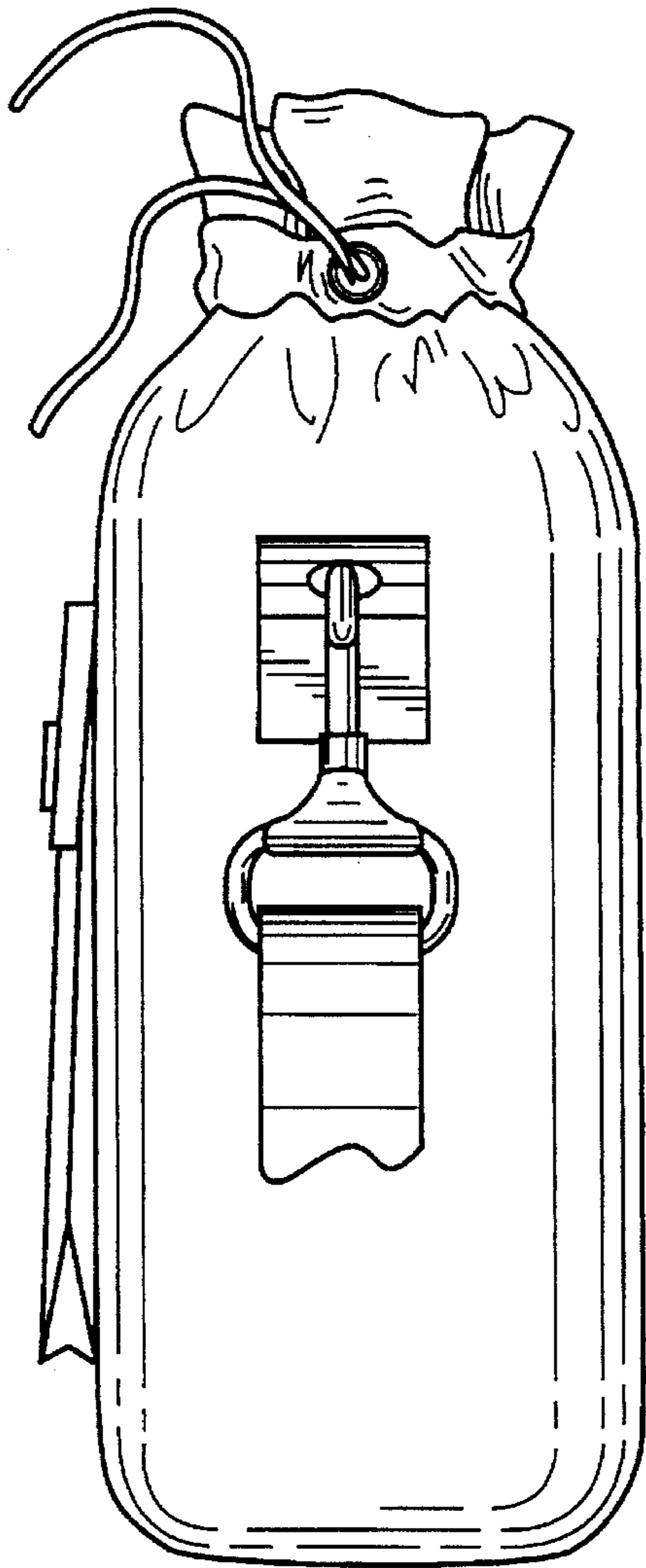


FIG. 3

FIG. 4

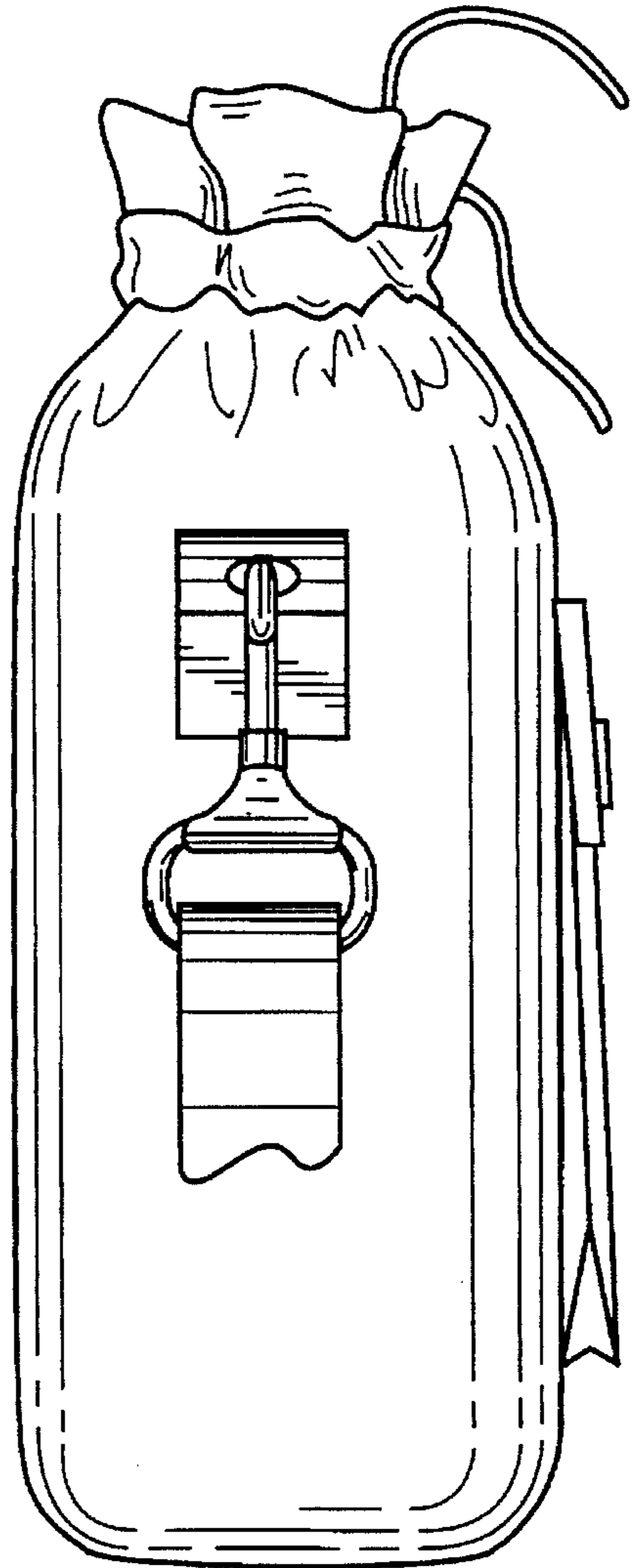


FIG. 5

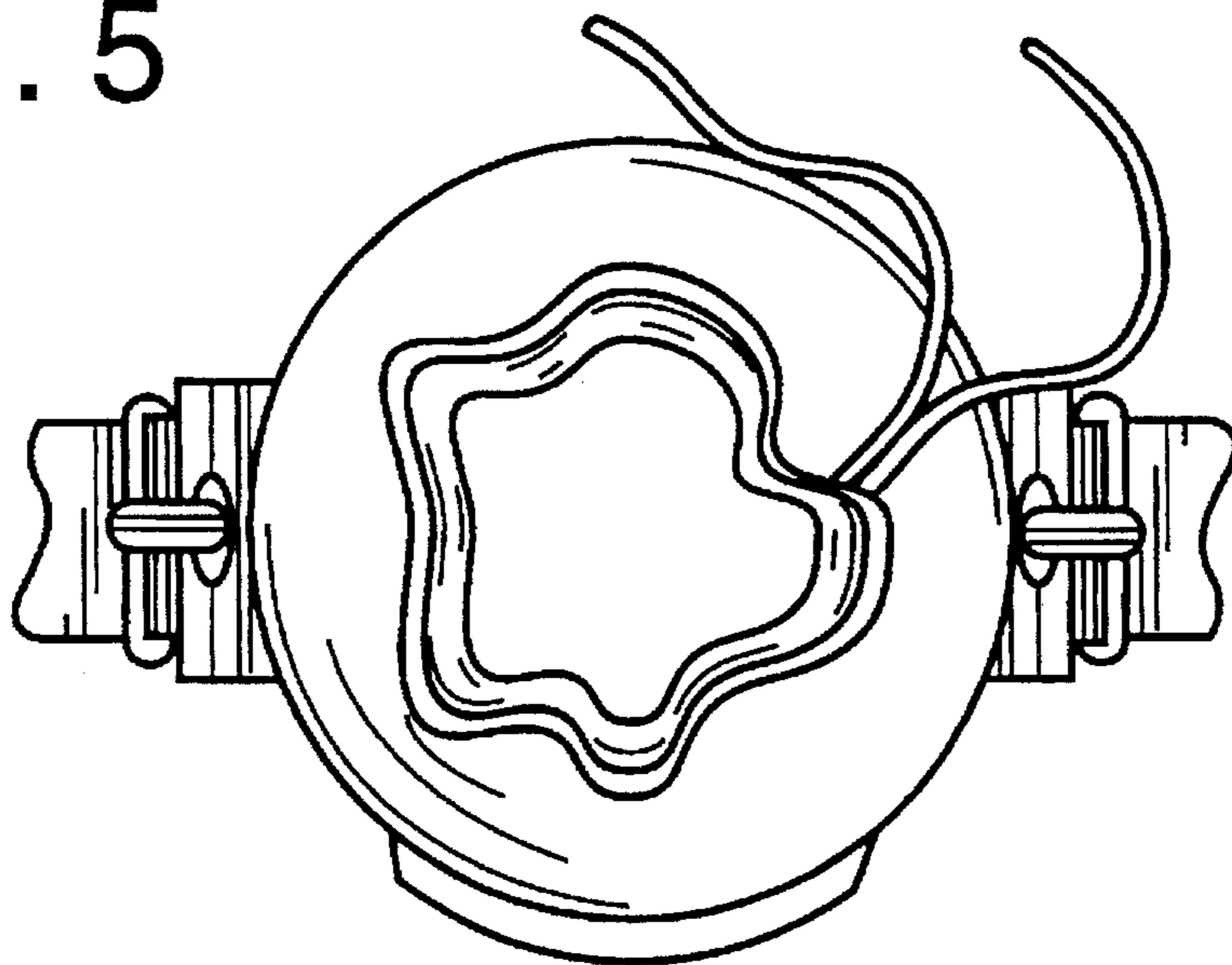


FIG. 6

