



US00D374971S

# United States Patent [19] Park

[11] Patent Number: **Des. 374,971**

[45] Date of Patent: **\*\*Oct. 29, 1996**

[54] **PROTECTIVE GARMENT FOR SHOULDERS**

[76] Inventor: **Kelly R. Park**, 8790 Blue Jay Ln., Salt Lake City, Utah 84121

[\*\*] Term: **14 Years**

[21] Appl. No.: **30,292**

[22] Filed: **Oct. 26, 1994**

[52] U.S. Cl. .... **D2/823**; D2/824; D2/860; D2/861; D2/864

[58] Field of Search ..... D2/823, 824, 853, D2/860, 861, 862, 864; 2/49.1, 52, 88, 92

[56] **References Cited**

**U.S. PATENT DOCUMENTS**

D. 35,398	12/1901	Ryan	.....	D2/860
D. 39,760	1/1909	Moses	.....	D2/860
D. 118,219	12/1939	Spanel	.....	D2/823
D. 161,365	12/1950	Parker	.....	D2/861
D. 181,982	1/1958	Kitterman	.....	D2/861

D. 314,078	1/1991	Wiederhold et al.	.....	D2/823
D. 341,922	12/1993	Stocks	.....	D2/861
D. 347,694	6/1994	Forgas	.....	D2/861
2,857,599	10/1958	Wallace	.....	D2/861

**FOREIGN PATENT DOCUMENTS**

207139	12/1939	Switzerland	.....	D2/861
--------	---------	-------------	-------	--------

*Primary Examiner*—Celia Murphy

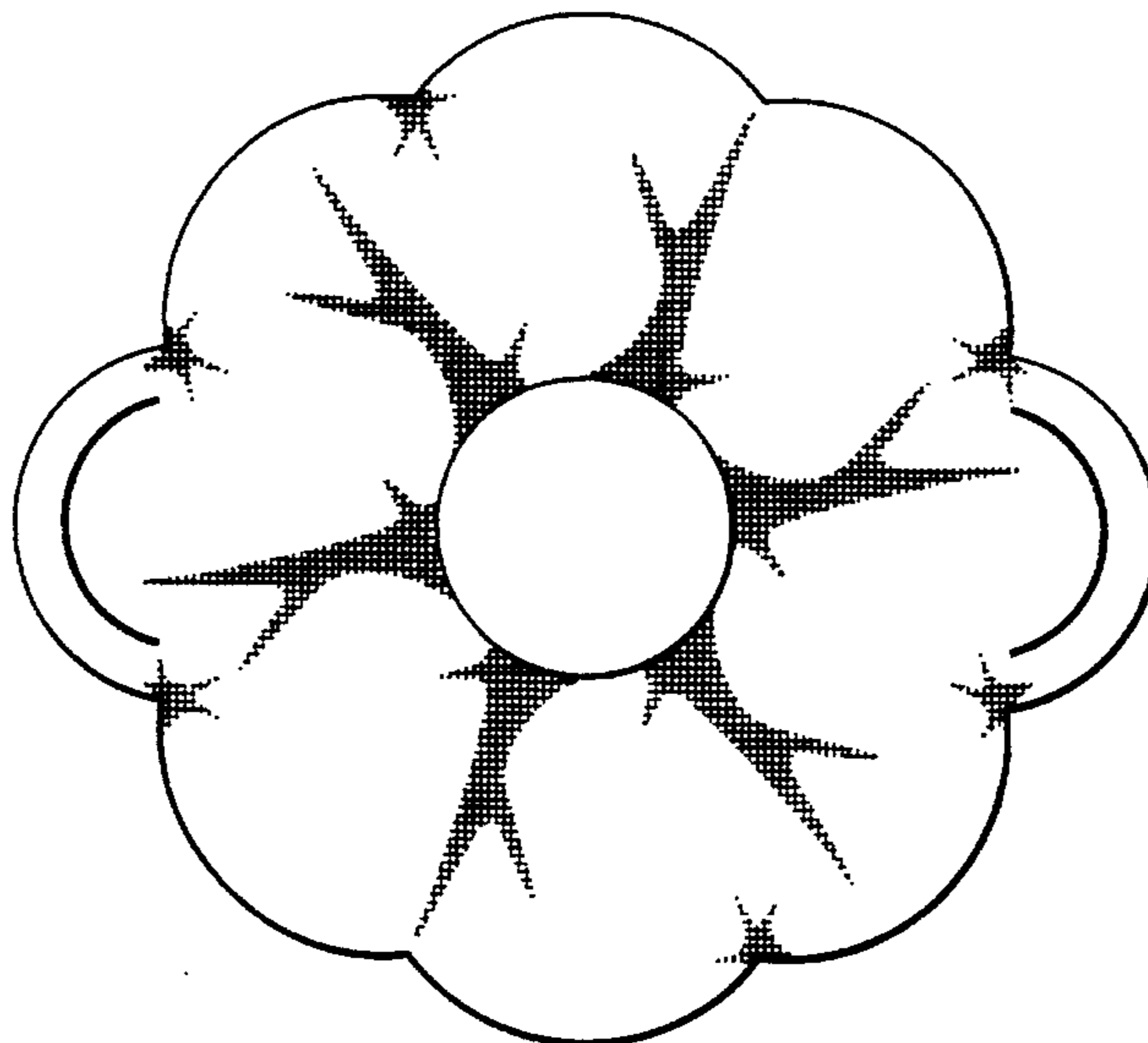
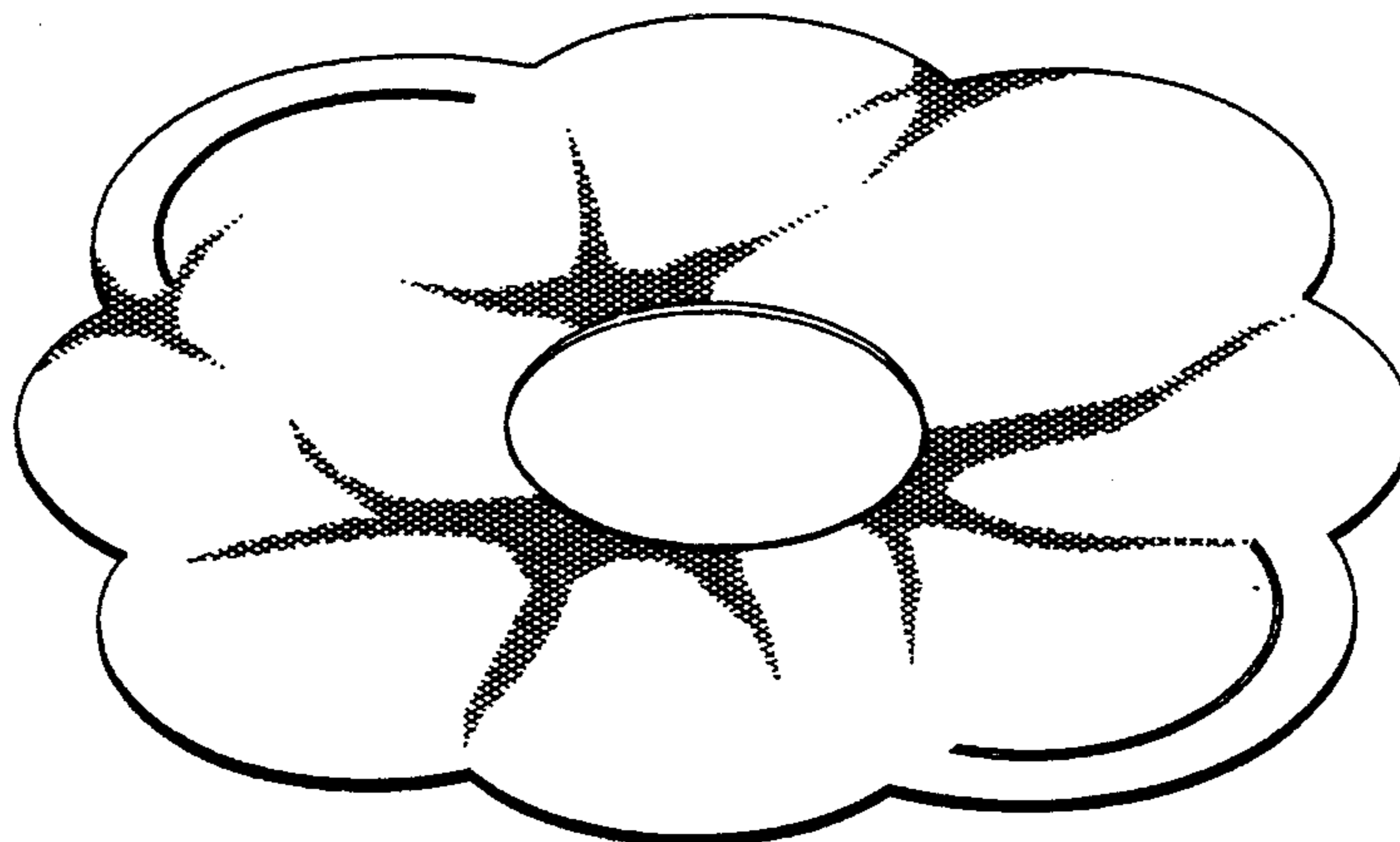
[57] **CLAIM**

The ornamental design for a protective garment for shoulders, as shown and described.

**DESCRIPTION**

FIG. 1 is a front perspective view of a protective garment for shoulders showing my new design; FIG. 2 is a top plan view, the bottom plan view is a mirror image thereof; FIG. 3 is a side elevational view, the opposite side is a mirror image thereof; and, FIG. 4 is an end elevation view, the opposite end being a mirror image thereof.

**1 Claim, 1 Drawing Sheet**



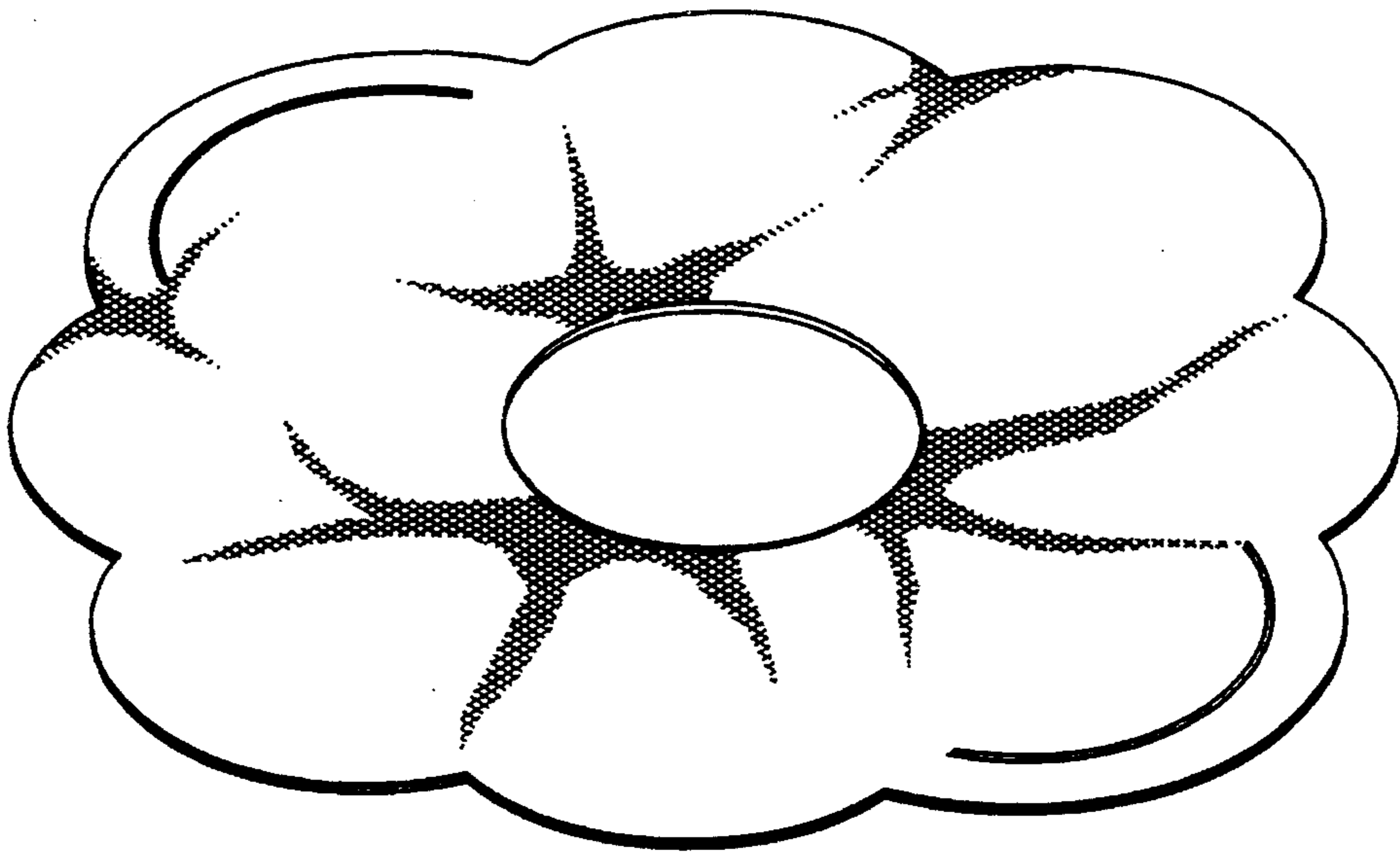


FIG. 1

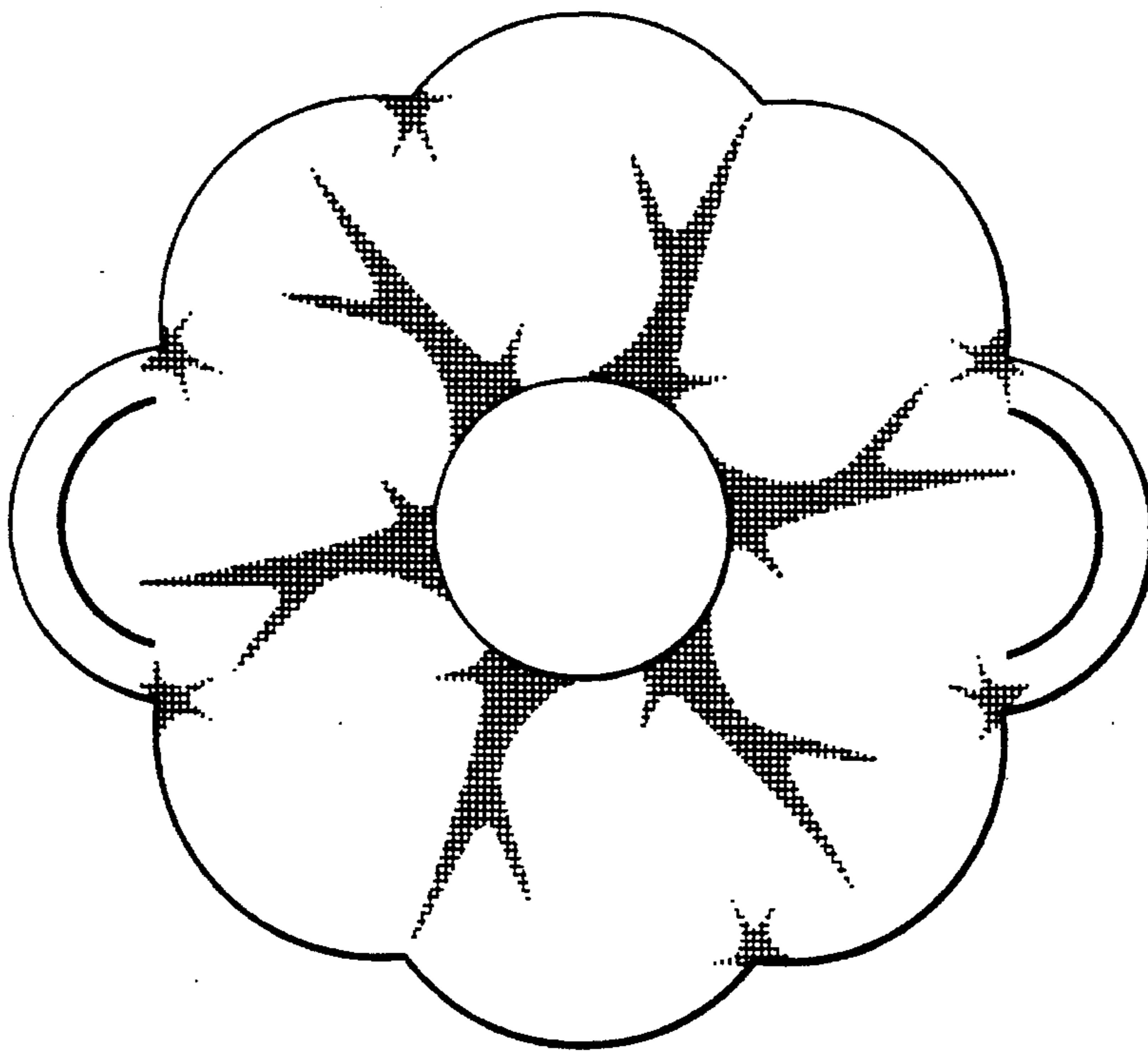


FIG. 2



FIG. 3



FIG. 4