



US00D374970S

# United States Patent [19]

[11] Patent Number: **Des. 374,970**

**Jagger**

[45] Date of Patent: **\*\*Oct. 29, 1996**

[54] PATIENT GARMENT

[76] Inventor: **Joyce V. Jagger**, P.O. Box 1927,  
Binghamton, N.Y. 13902

[\*\*] Term: **14 Years**

[21] Appl. No.: **36,724**

[22] Filed: **Mar. 27, 1995**

[52] U.S. Cl. .... **D2/720**

[58] Field of Search ..... D2/113-114, 700,  
D2/720, 717-718, 724, 728, 739, 823,  
840-841, 847-848, 860-861, 863-864;  
2/46, 48, 49.1-49.5, 50-51, 112, 114, 118-119,  
901

2,666,203	1/1954	Berman .....	D2/700
2,736,031	2/1956	Wyner .....	2/111
2,808,590	10/1957	Siegel et al. ....	2/111 X
2,918,677	12/1959	Pindyck .....	2/113
3,344,435	10/1967	Artzt .....	2/111
3,984,876	10/1976	Sutton .....	2/48
4,434,511	3/1984	Weiser .....	2/114
4,920,578	5/1990	Janzen et al. ....	2/114
5,150,477	9/1992	Elberson et al. ....	2/114

Primary Examiner—James M. Gandy

Assistant Examiner—Stacia Sinuik

### [57] CLAIM

The ornamental design for a patient garment as shown.

### DESCRIPTION

FIG. 1 is a front view of a patient garment showing my new design, with two portions of a front panel portion of the garment shown unbuttoned and folded back to show portions of a rear panel;

FIG. 2 is a rear view of said patient garment;

FIG. 3 is a left-side view of said patient garment;

FIG. 4 is a right-side view of said patient garment;

FIG. 5 is a top view of said patient garment; and,

FIG. 6 is a bottom view of said patient garment.

### [56] References Cited

#### U.S. PATENT DOCUMENTS

D. 266,625	10/1982	Herman .....	D2/720
302,901	8/1884	Fenne .....	2/114
D. 305,575	1/1990	Gordon et al. ....	D2/113 X
D. 318,166	7/1991	Augino .....	D2/728
D. 350,012	8/1994	Christy et al. ....	D2/860
1,489,046	4/1924	Thompson .....	2/114
2,237,368	4/1941	Seitzman et al. ....	D2/823 X
2,312,981	3/1943	Sheridan .....	D2/700 X
2,484,710	10/1949	Humphlett .....	2/113 X

1 Claim, 2 Drawing Sheets

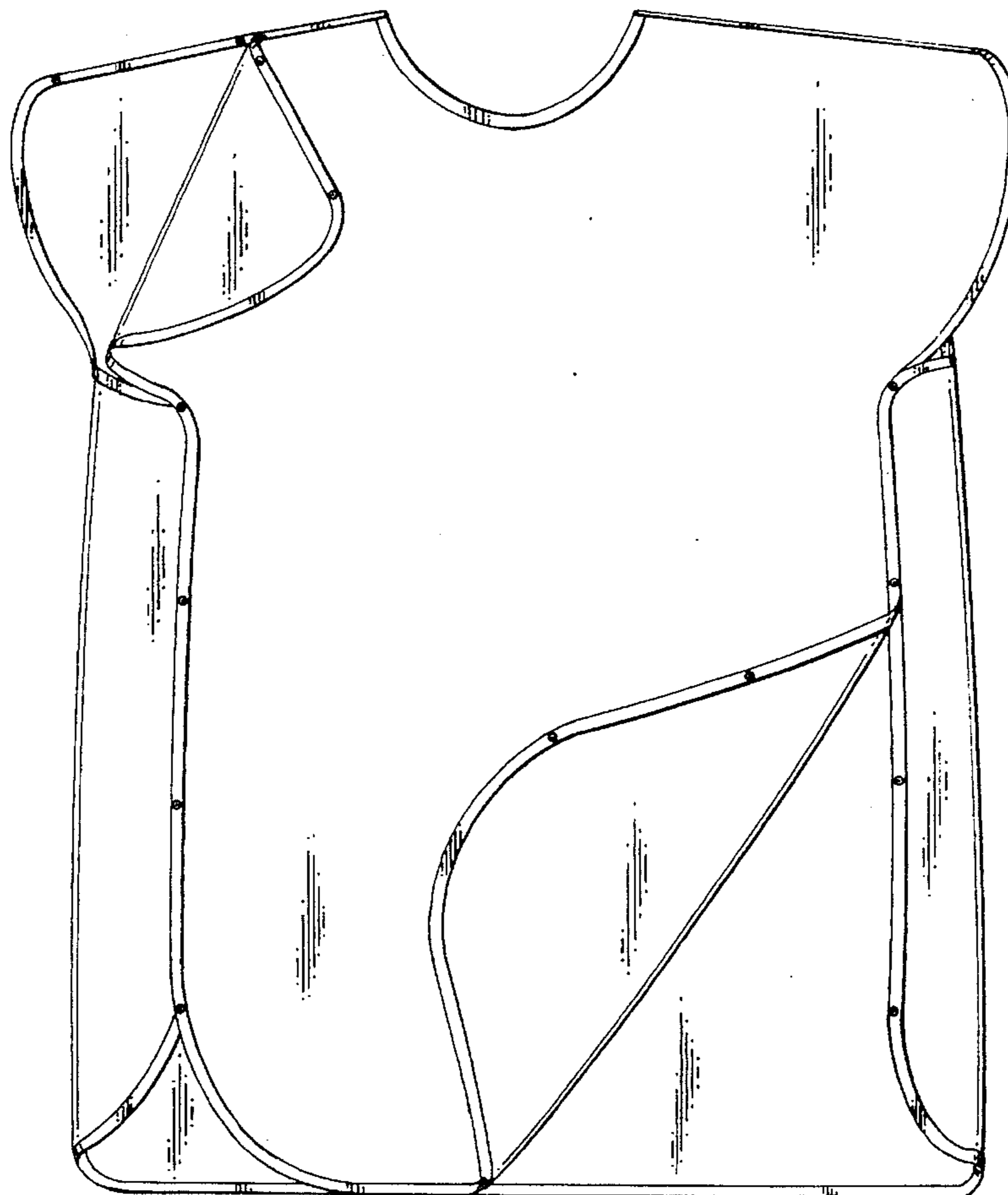




FIG.5

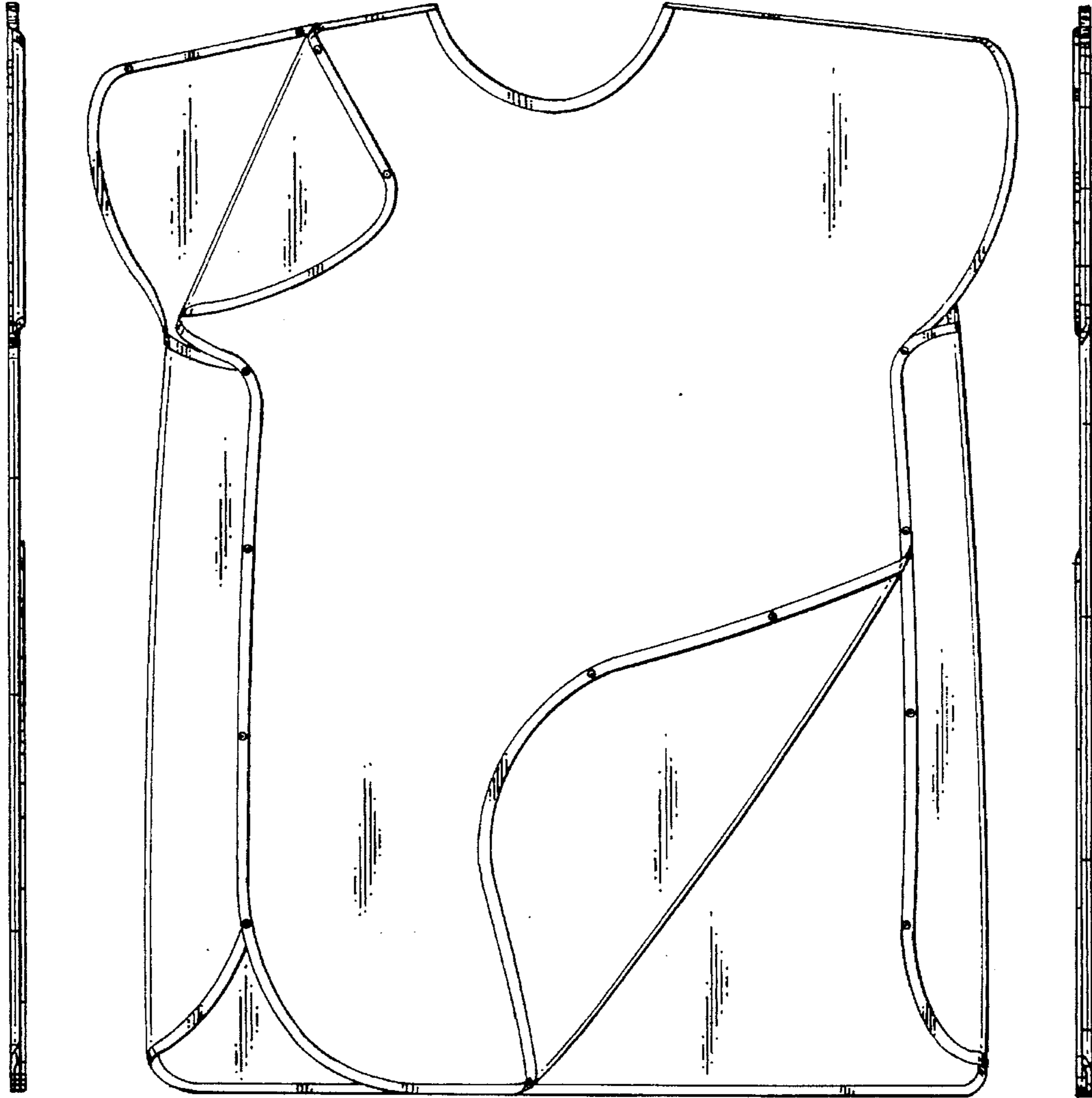


FIG.3

FIG.1

FIG.4




FIG.6

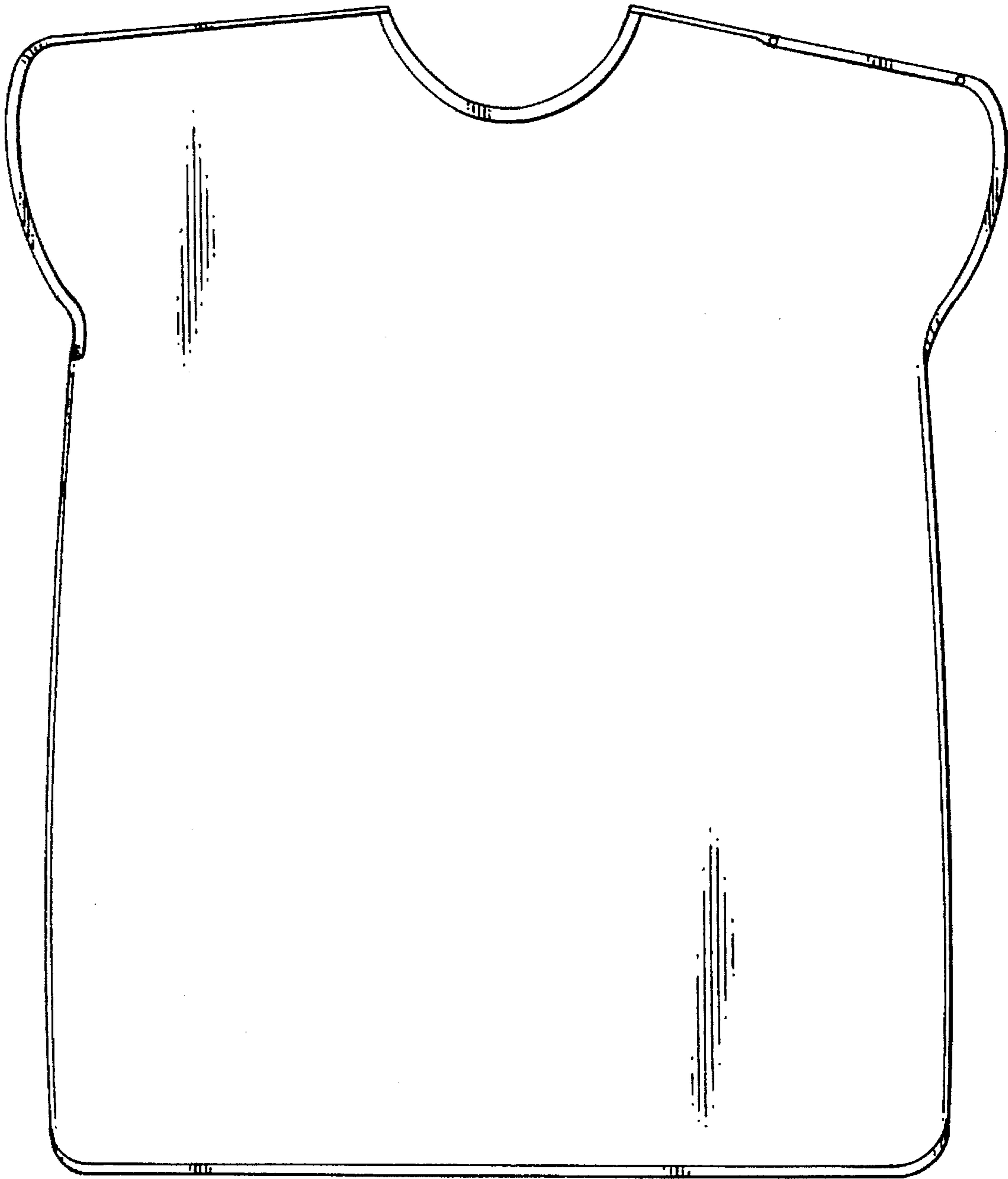


FIG.2