



US00D374937S

United States Patent [19] Salas

[11] Patent Number: **Des. 374,937**

[45] Date of Patent: ****Oct. 22, 1996**

[54] **TOOL HOLSTER**

[75] Inventor: **Richard O. Salas**, Phoenix, Ariz.

[73] Assignee: **Newell Operating Company**, Freeport, Ill.

[**] Term: **14 Years**

[21] Appl. No.: **34,970**

[22] Filed: **Feb. 16, 1995**

[52] U.S. Cl. **D25/68**

[58] Field of Search D25/68-69; D8/373;
248/309.1, 251, 254, 264, 317, 316.8, 224.7,
315, 238, 359, 210, 300; 182/210, 238,
129, 106

[56] **References Cited**

U.S. PATENT DOCUMENTS

D. 179,822	3/1957	Simmons	D93/2
D. 315,797	3/1991	Cagle	D25/68
2,876,980	3/1959	Salter	248/359
3,026,080	3/1962	Thurnauer	248/251
3,103,334	9/1963	Thoms	248/238
4,515,242	5/1985	LaChance	182/106
4,589,521	5/1986	Finster et al.	182/129

4,662,594	5/1987	Dubis	248/238
4,673,148	6/1987	Oliver	248/315
4,714,162	12/1987	Harrison	206/419
4,730,802	3/1988	Chatham et al.	248/238
4,776,550	10/1988	Storey	248/210
4,964,601	10/1990	Dishman	248/210
5,149,040	9/1992	Heath	248/300

Primary Examiner—Doris Clark
Attorney, Agent, or Firm—Foley & Lardner

[57] CLAIM

The ornamental design for a tool holster, as shown and described.

DESCRIPTION

FIG. 1 is a top right front perspective view of a tool holster showing my new design, a typical step ladder upon which it may be mounted is shown in dashed lines and forms no part of my design;

FIG. 2 is a top left front perspective view thereof;

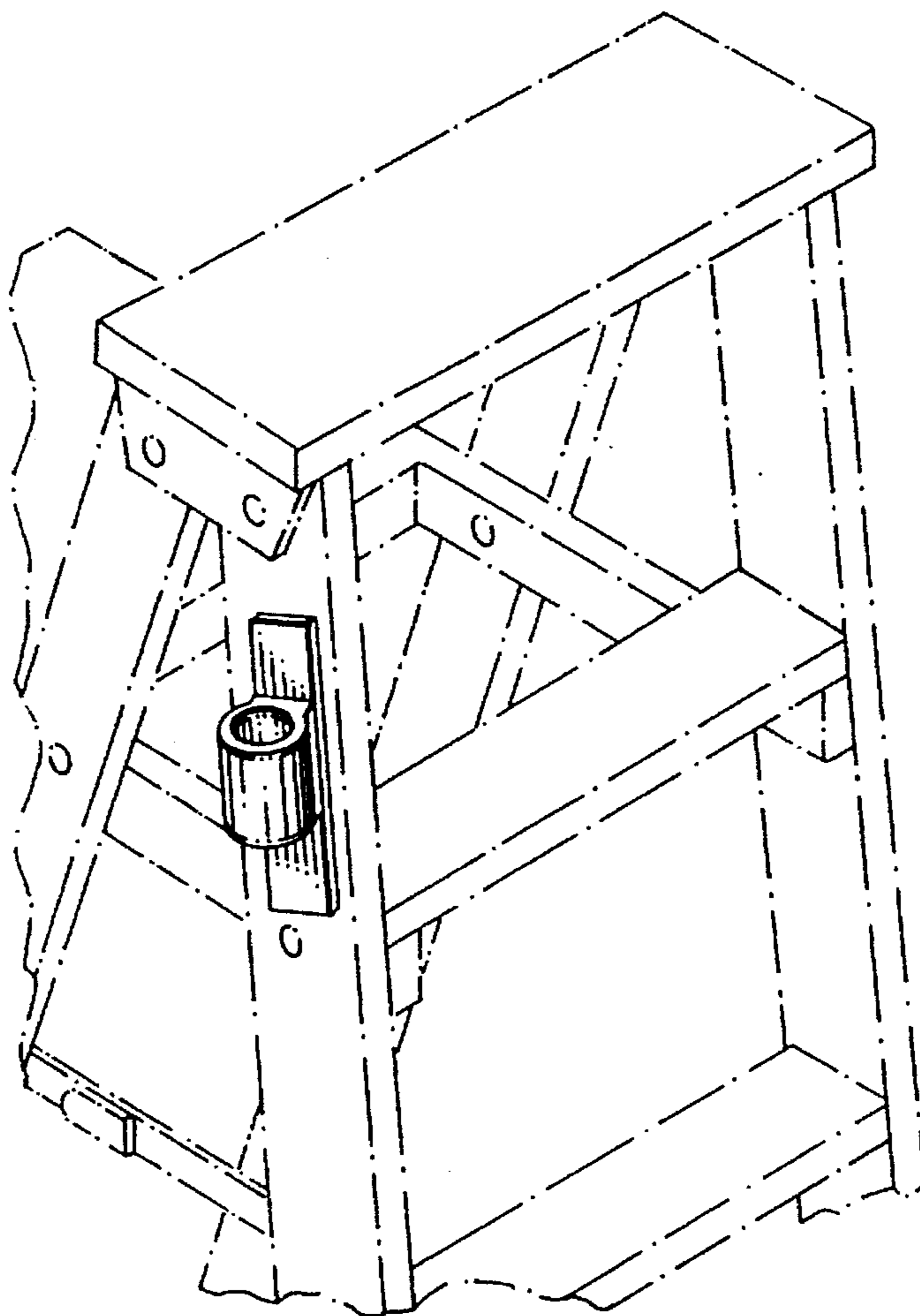
FIG. 3 is a right side elevational view thereof;

FIG. 4 is a rear elevational view thereof;

FIG. 5 is a front elevational view thereof; and,

FIG. 6 is a top view thereof with the bottom view being a mirror image.

1 Claim, 1 Drawing Sheet



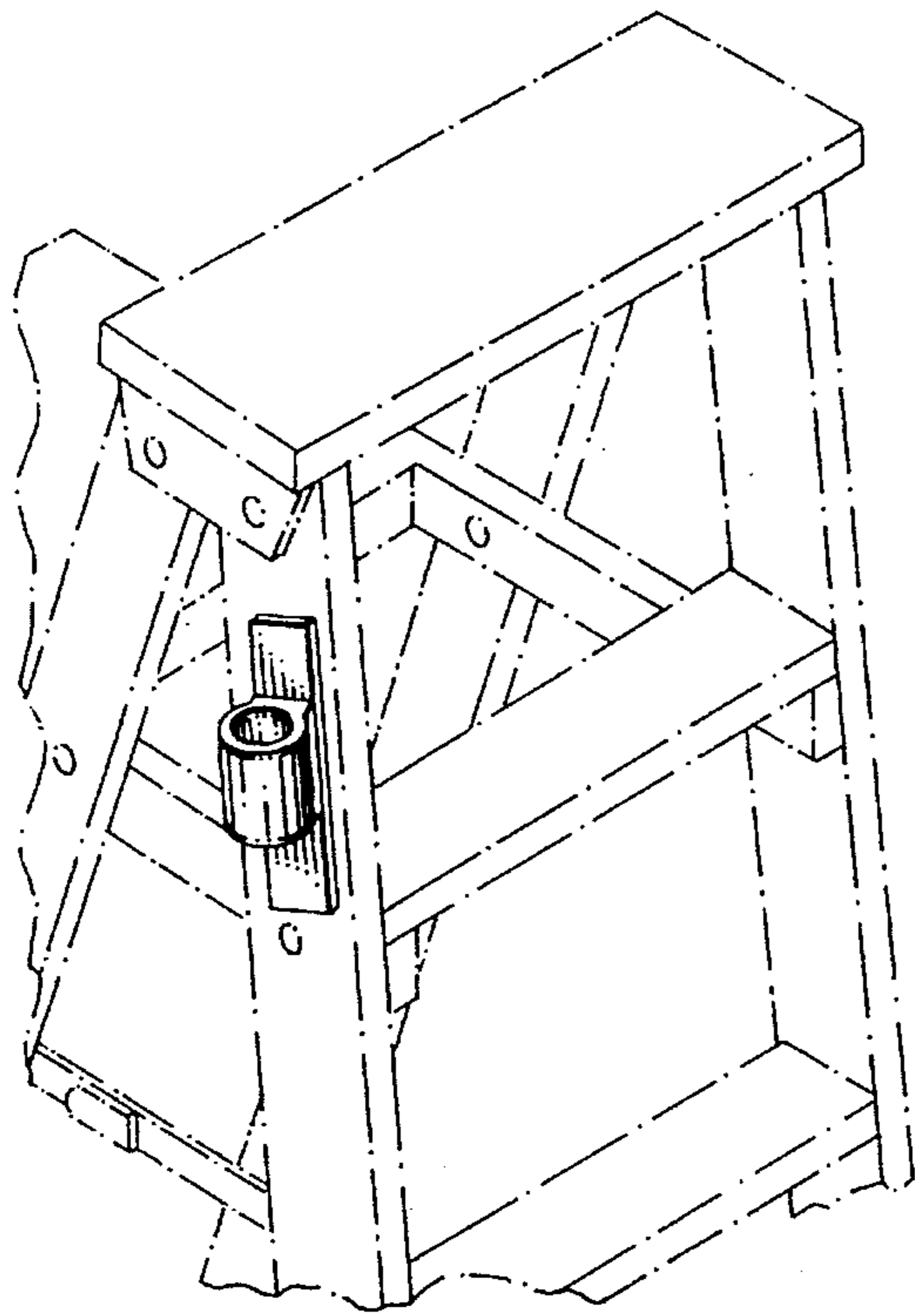


FIG. 1

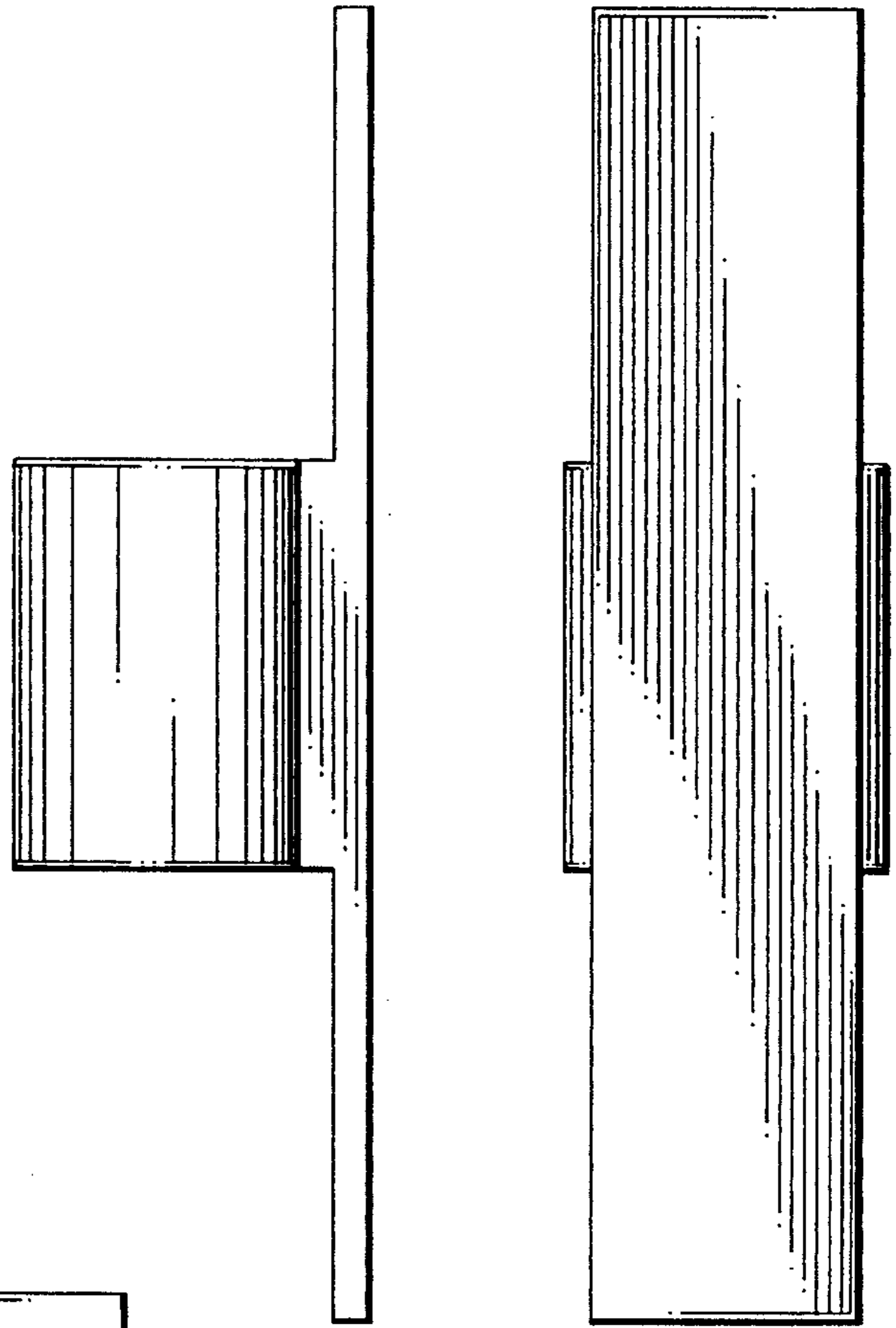


FIG. 3

FIG. 4

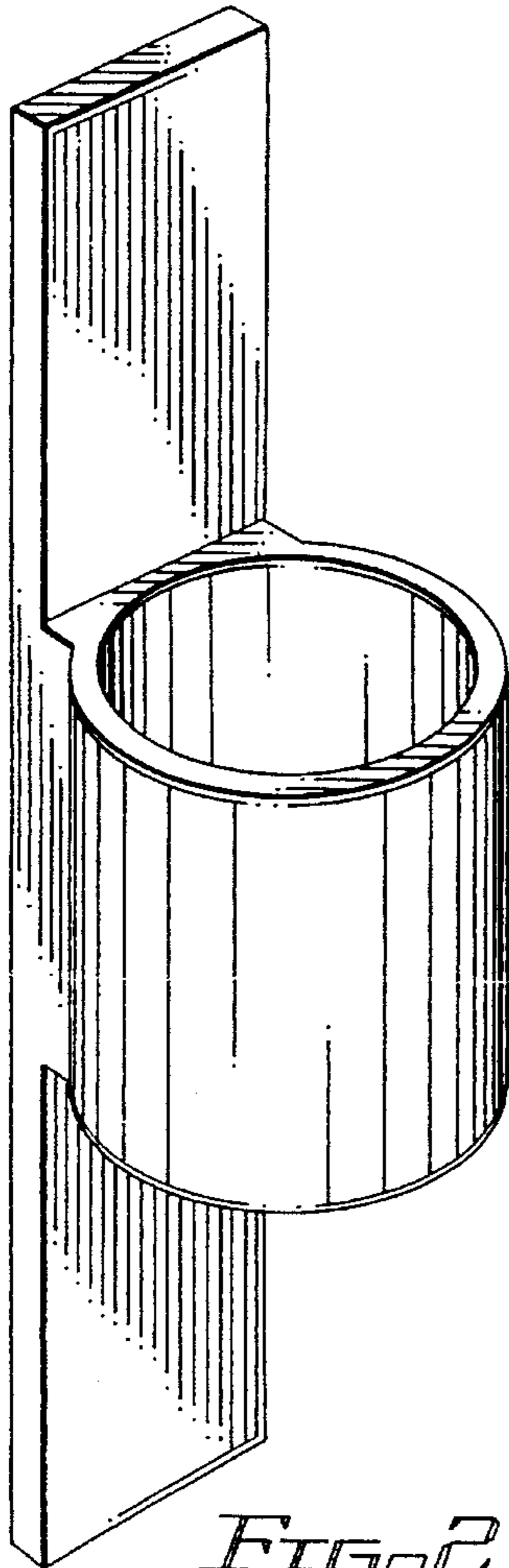


FIG. 2




FIG. 5

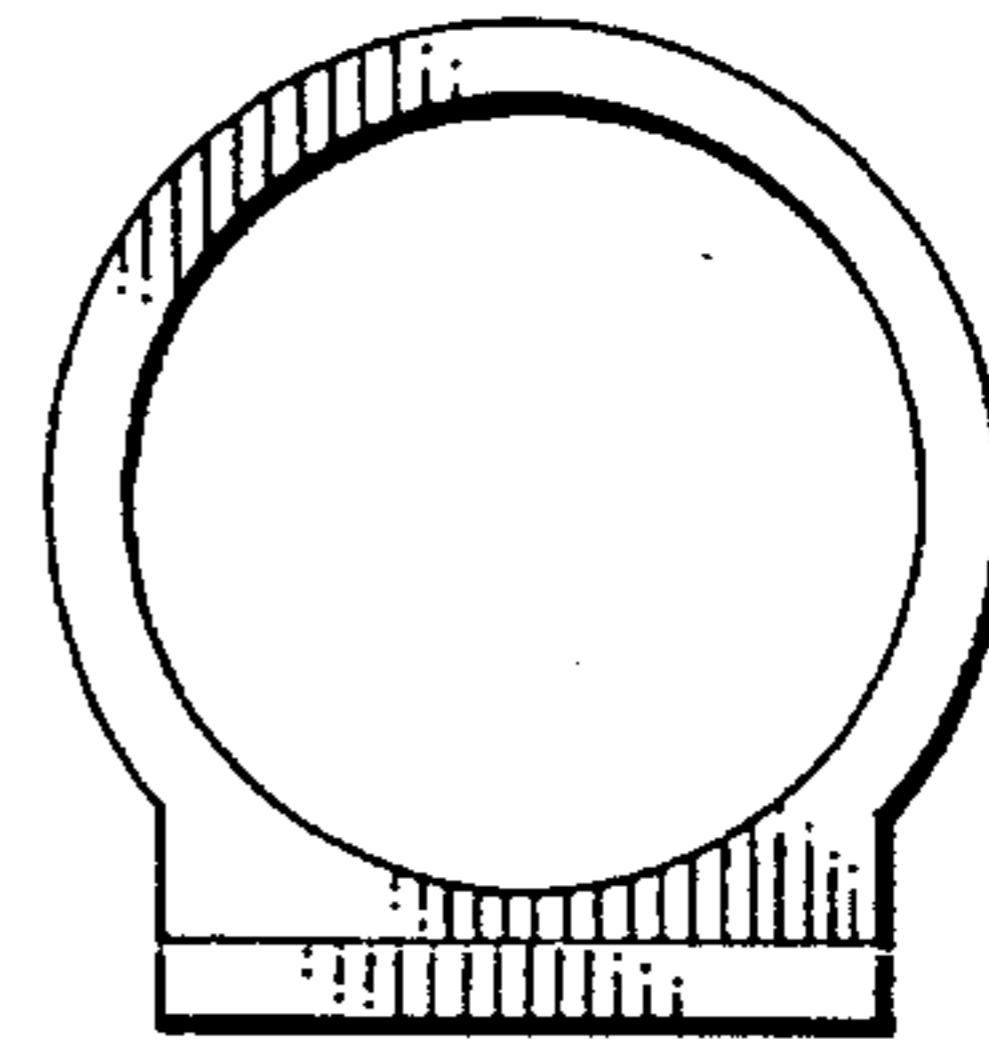


FIG. 6

UNITED STATES PATENT AND TRADEMARK OFFICE
CERTIFICATE OF CORRECTION

PATENT NO. : Des. 374,937
DATED : Oct. 22, 1996
INVENTOR(S) : Richard O. Salas

Page 1 of 2

It is certified that error appears in the above-identified patent and that said Letters Patent is hereby corrected as shown below:

The title page should be deleted to appear as per attached title page.

Signed and Sealed this
Eighteenth Day of August, 1998



Attest:

BRUCE LEHMAN

Attesting Officer

Commissioner of Patents and Trademarks

[54] **TOOL HOLSTER**

[75] **Inventor:** **Richard O. Salas, Phoenix, Ariz.**

[**] **Term:** **14 Years**

[21] **Appl. No.:** **34,970**

[22] **Filed:** **Feb. 16, 1995**

[52] **U.S. Cl.** **D25/68**

[58] **Field of Search** **D25/68-69; D8/373;**
 248/309.1, 251, 254, 264, 317, 316.8, 224.7,
 315, 238, 359, 210, 300; 182/210, 238,
 129, 106

4,662,594	5/1987	Dubis	248/238
4,673,148	6/1987	Oliver	248/315
4,714,162	12/1987	Harrison	206/419
4,730,802	3/1988	Chatham et al.	248/238
4,776,550	10/1988	Storey	248/210
4,964,601	10/1990	Dishman	248/210
5,149,040	9/1992	Heath	248/300

Primary Examiner— Doris Clark
Attorney, Agent, or Firm— Cahill, Sutton & Thomas P.L.C.

[57] **CLAIM**

The ornamental design for a tool holster, as shown and described.

DESCRIPTION

FIG. 1 is a top right front perspective view of a tool holster showing my new design, a typical step ladder upon which it may be mounted is shown in dashed lines and forms no part of my design;

FIG. 2 is a top left front perspective view thereof;

FIG. 3 is a right side elevational view thereof;

FIG. 4 is a rear elevational view thereof;

FIG. 5 is a front elevational view thereof; and,

FIG. 6 is a top view thereof with the bottom view being a mirror image.

[56]

References Cited

U.S. PATENT DOCUMENTS

D. 179,822	3/1957	Simmons	D93/2
D. 315,797	3/1991	Cagle	D25/68
2,876,980	3/1959	Salter	248/359
3,026,080	3/1962	Thurnauer	248/251
3,103,334	9/1963	Thoms	248/238
4,515,242	5/1985	LaChance	182/106
4,589,521	5/1986	Finster et al.	182/129

1 Claim, 1 Drawing Sheet

