



US00D374888S

United States Patent [19] Udagawa

[11] **Patent Number:** **Des. 374,888**
[45] **Date of Patent:** ****Oct. 22, 1996**

[54] **COMPUTER PRINTER**

5,233,443 8/1993 Sugiyama .

[75] Inventor: **Masamichi Udagawa**, San Francisco, Calif.

FOREIGN PATENT DOCUMENTS

67870 1/1991 Canada D18/55
5917052 8/1986 Japan D18/55

[73] Assignee: **Apple Computer, Inc.**, Cupertino, Calif.

OTHER PUBLICATIONS

[**] Term: **14 Years**

Canon Canofax MI brochure/advertisement.
Seikosha LT-20 brochure.

[21] Appl. No.: **39,849**

Primary Examiner—Cathy Anne MacCormac
Attorney, Agent, or Firm—Nancy R. Simon

[22] Filed: **Jun. 6, 1995**

[52] **U.S. Cl.** **D18/50**

[57] **CLAIM**

[58] **Field of Search** D18/50, 54, 55;
400/613, 613.1-613.4, 691-694, 690.1-690.4

The ornamental design for a computer printer, as shown.

DESCRIPTION

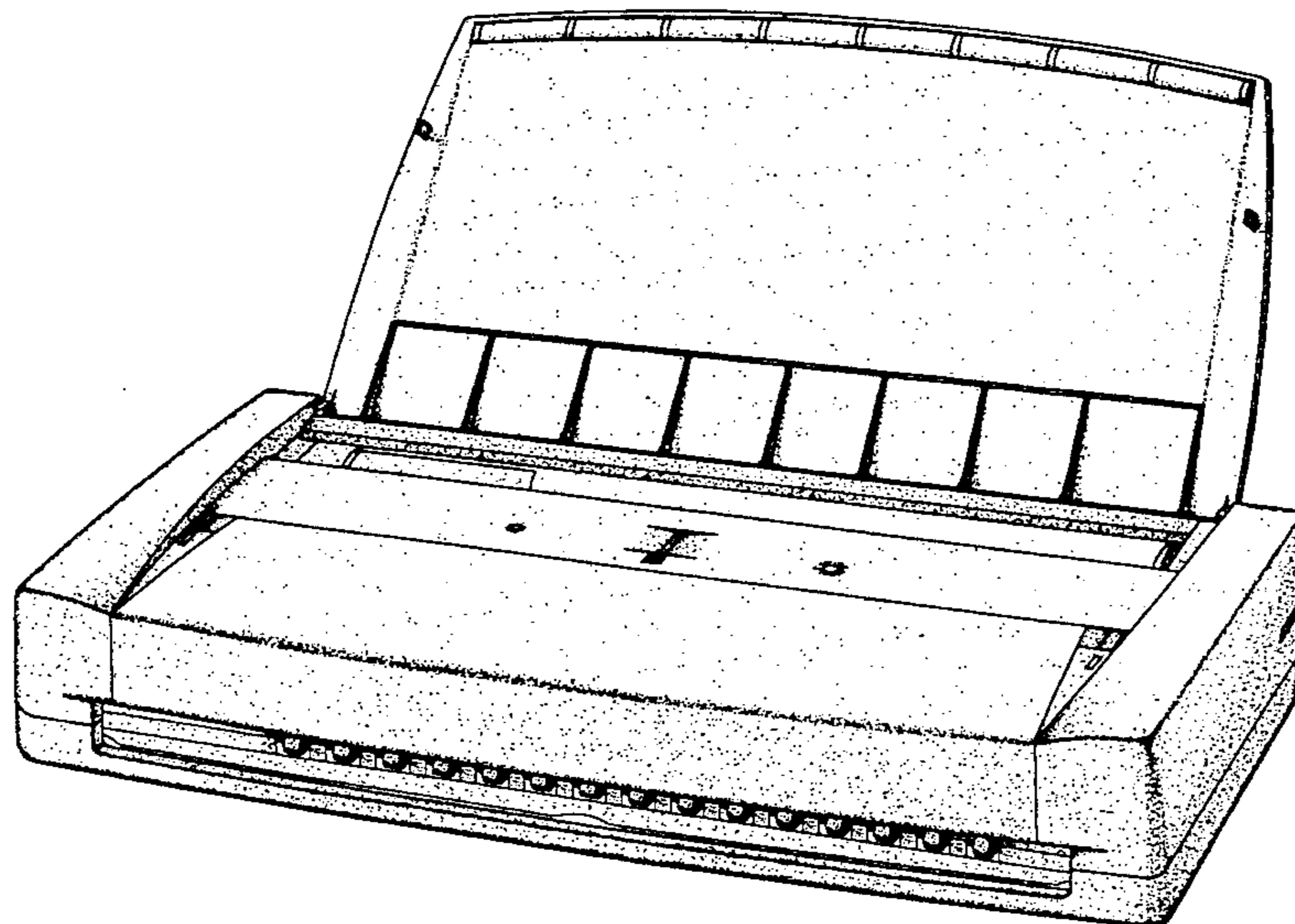
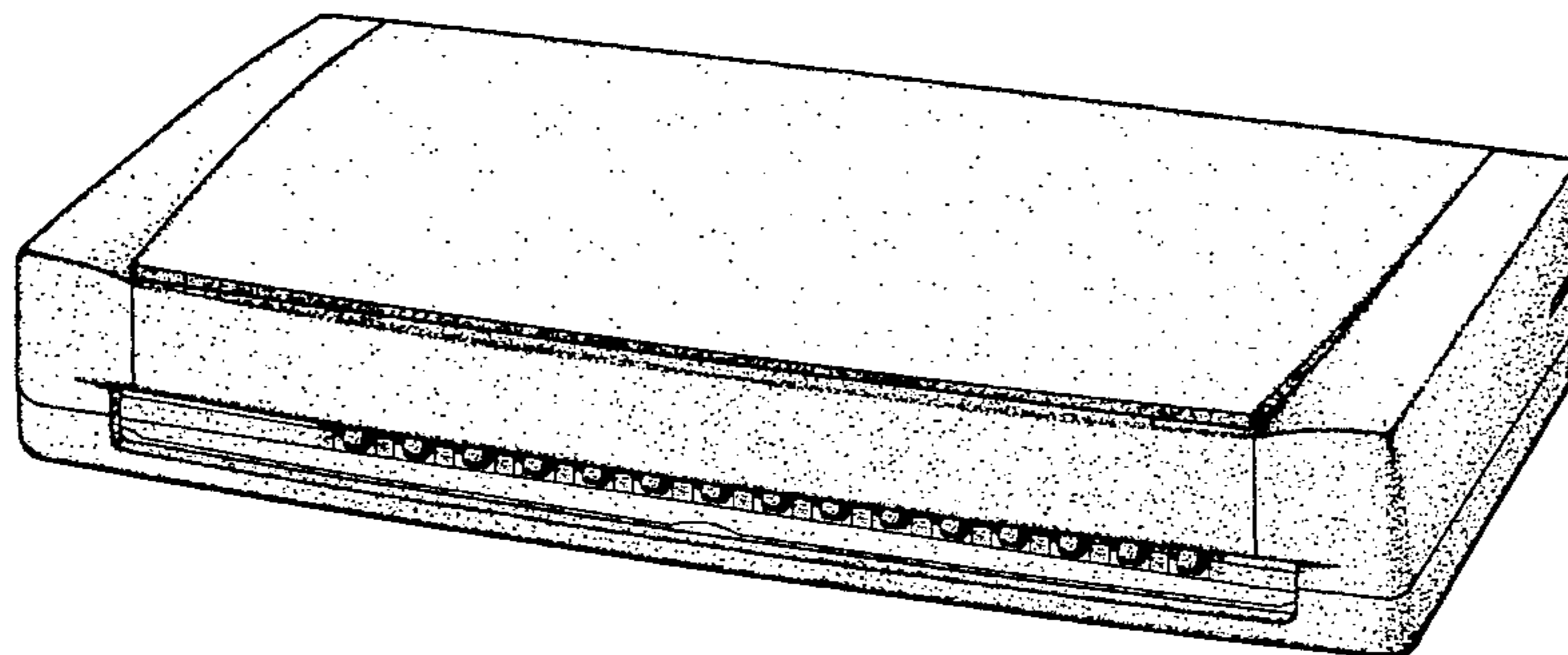
[56] **References Cited**

U.S. PATENT DOCUMENTS

D. 322,278	12/1991	Kawashima et al.	D18/54
D. 322,981	1/1992	Tokuda	D18/54
D. 323,344	1/1992	Umino	D18/54
D. 338,271	8/1993	Yoshikawa et al.	D18/58
D. 339,157	9/1993	Miyamoto et al.	D18/50
D. 339,158	9/1993	Sato	D18/50
D. 339,372	9/1993	Kando	D18/50
D. 340,065	10/1993	Fukuda	D18/50
D. 344,079	2/1994	Inukai et al. .	
4,723,857	2/1988	Yokoi	400/693

FIG. 1 is a top, right front perspective view of a computer printer with a top cover closed, showing our new design; FIG. 2 is a top, right front perspective of a computer printer or similar article with a top cover opened; FIG. 3 is a front view of FIG. 1; FIG. 4 is a back view of FIG. 1; FIG. 5 is a top view of FIG. 1; FIG. 6 is a left view of FIG. 1; FIG. 7 is a right view of FIG. 1; and, FIG. 8 is a bottom view of FIG. 1.

1 Claim, 6 Drawing Sheets



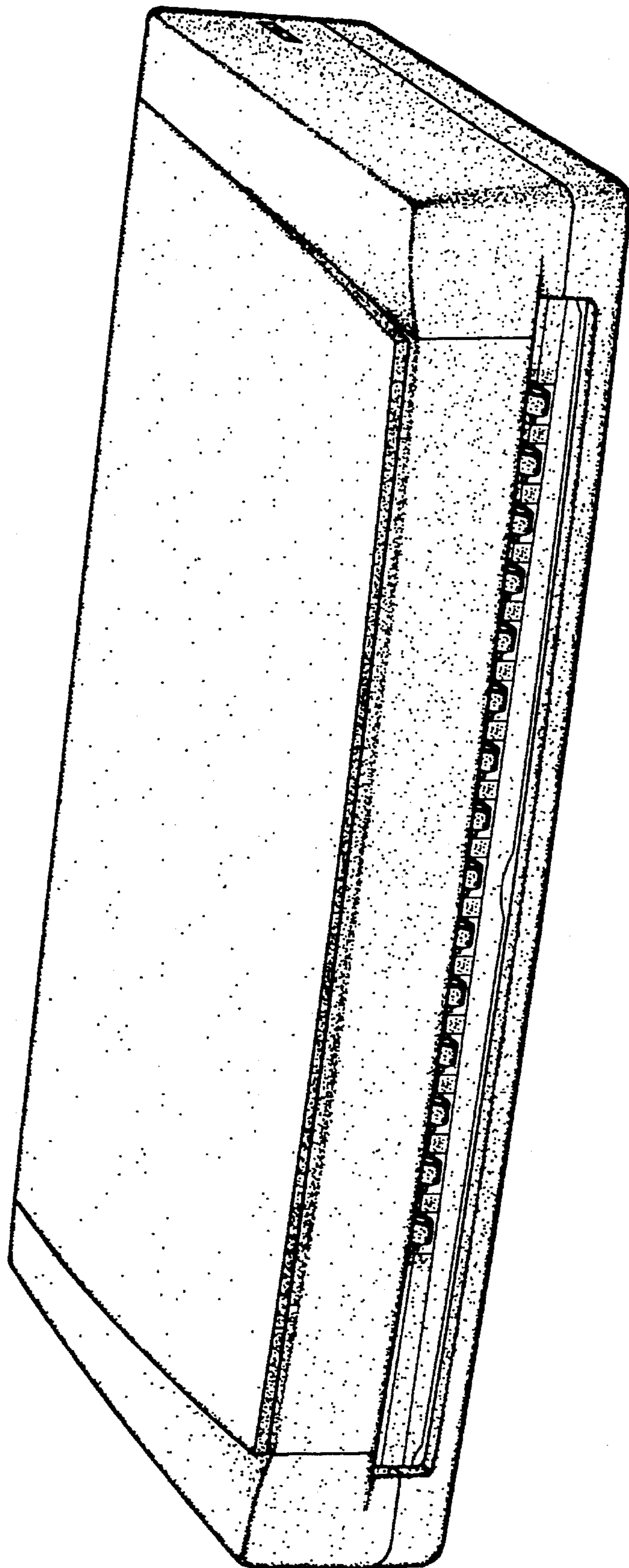


FIG. 1

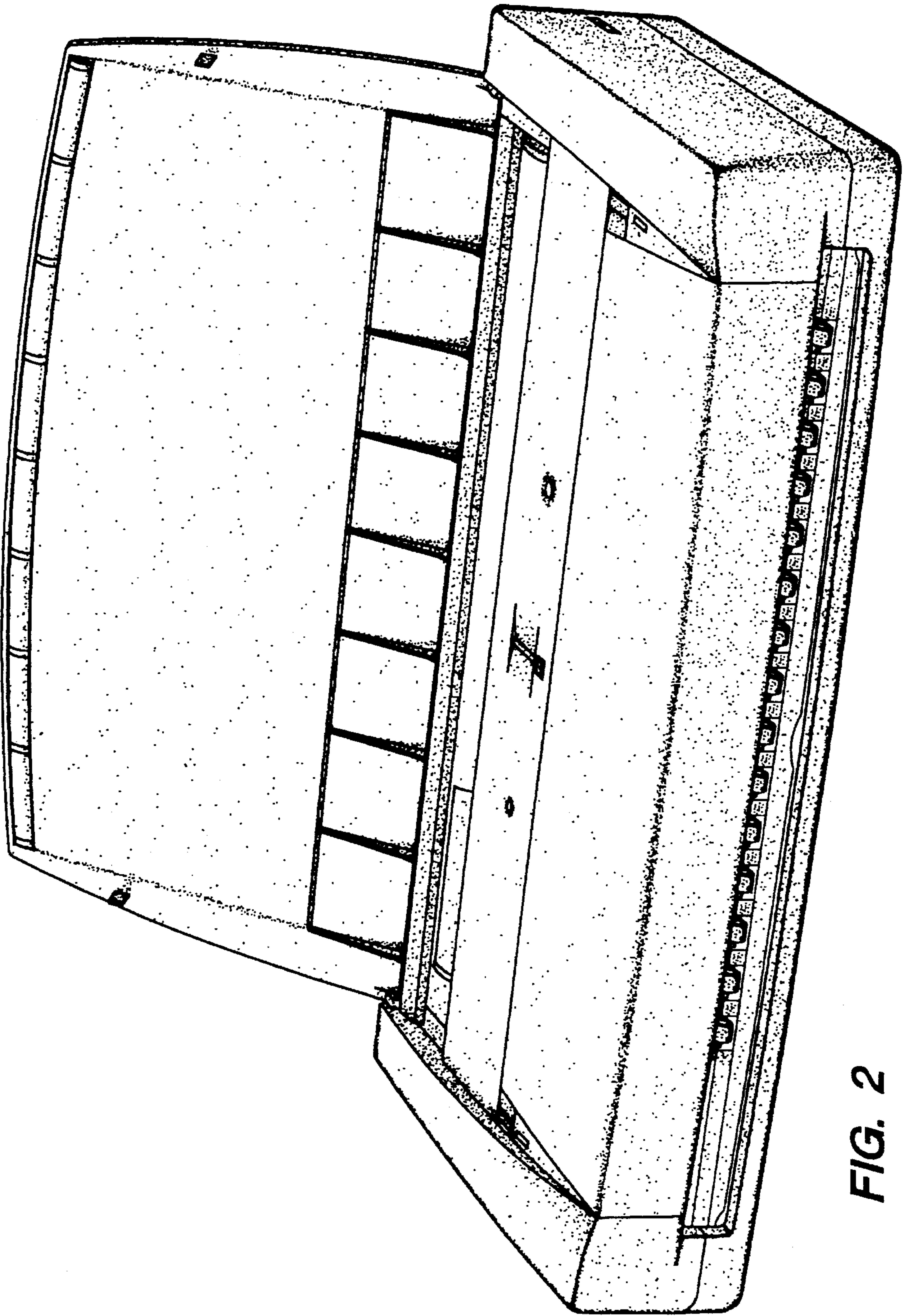


FIG. 2




FIG. 3

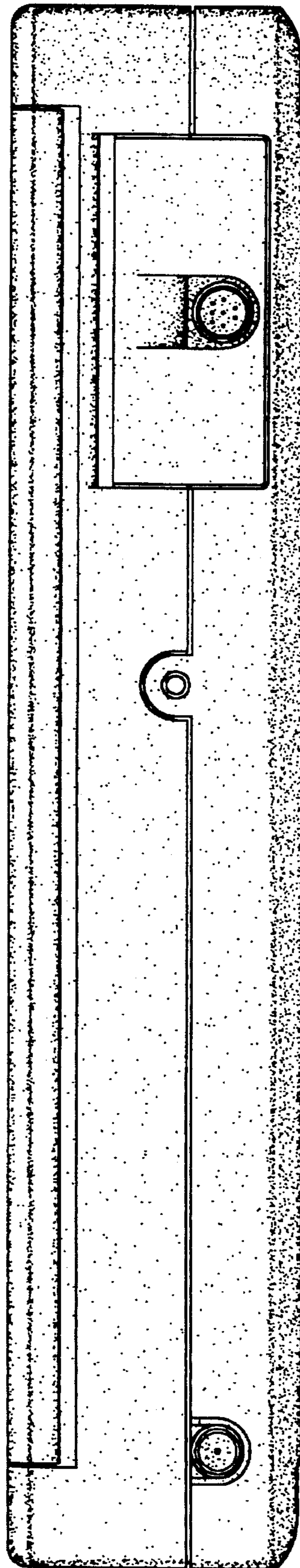


FIG. 4




FIG. 5




FIG. 6




FIG. 7

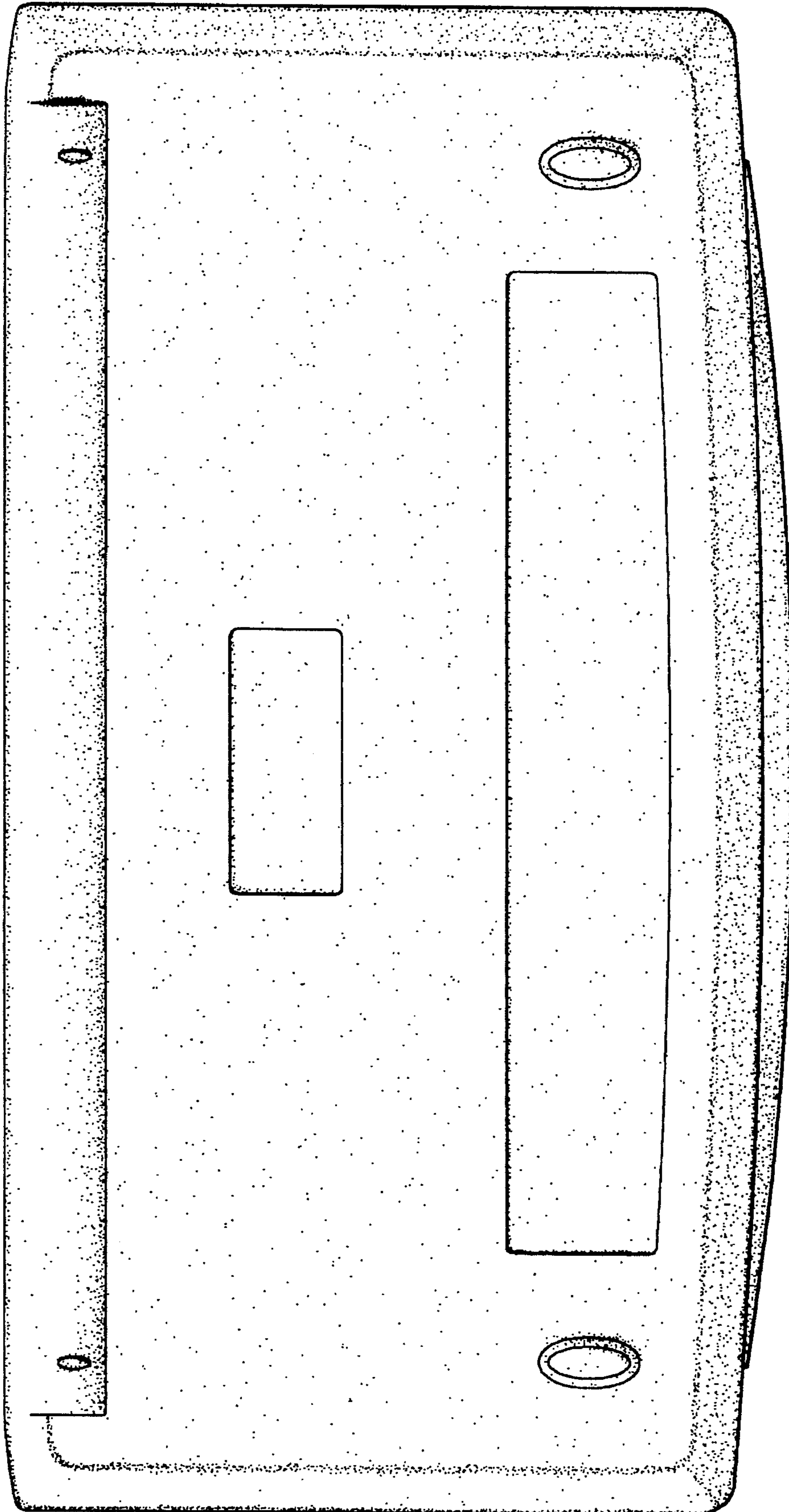


FIG. 8