



US00D374879S

United States Patent [19]
Kung

[11] **Patent Number:** **Des. 374,879**
[45] **Date of Patent:** ****Oct. 22, 1996**

[54] **PERISCOPE**

[76] **Inventor:** **Su-Min Kung**, 8F, No. 276-2, Sec. 1,
Ta-Tung Road, Hsi Chi Town, Taipei
Hsien, Taiwan

[**] **Term:** **14 Years**

[21] **Appl. No.:** **48,853**

[22] **Filed:** **Dec. 28, 1995**

[52] **U.S. Cl.** **D16/132**

[58] **Field of Search** D16/130-133,
D16/306, 342; 359/402-406

[56] **References Cited**

U.S. PATENT DOCUMENTS

D. 309,467	7/1990	Miller et al.	D16/132
4,195,922	4/1980	Hajnal	D16/132 X
4,235,541	11/1980	Jamel	D16/132 X
4,375,913	3/1983	Hajnal	359/402 X
5,469,236	11/1995	Roessel	359/402 X

Primary Examiner—James M. Gandy
Assistant Examiner—Stacia Sinuik
Attorney, Agent, or Firm—Ostrolenk, Faber, Gerb & Soffen,
LLP

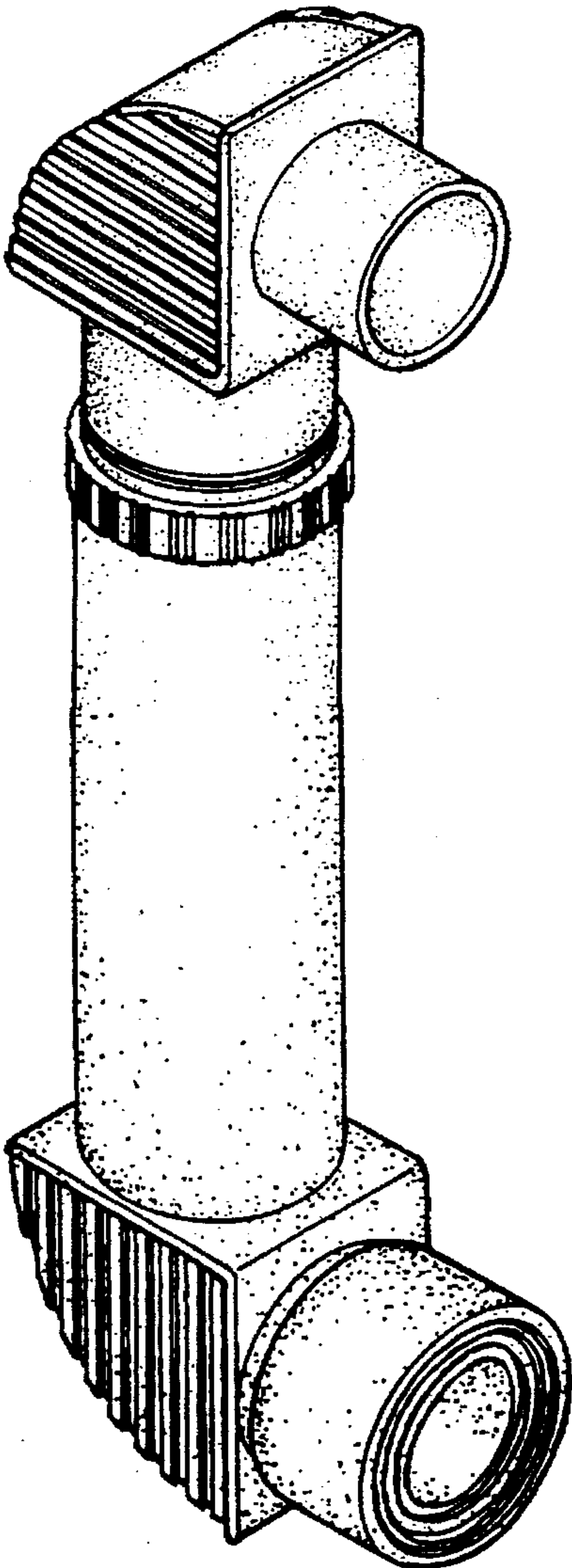
[57] **CLAIM**

The ornamental design for a periscope, as shown and described.

DESCRIPTION

FIG. 1 is a perspective view of a periscope showing my new design;
FIG. 2 is a front elevational view thereof;
FIG. 3 is a rear elevational view thereof;
FIG. 4 is a left side elevational view thereof;
FIG. 5 is a right side elevational view thereof;
FIG. 6 is a top view thereof;
FIG. 7 is a bottom view thereof; and,
FIG. 8 is a perspective view of a periscope shown in extended condition.

1 Claim, 7 Drawing Sheets



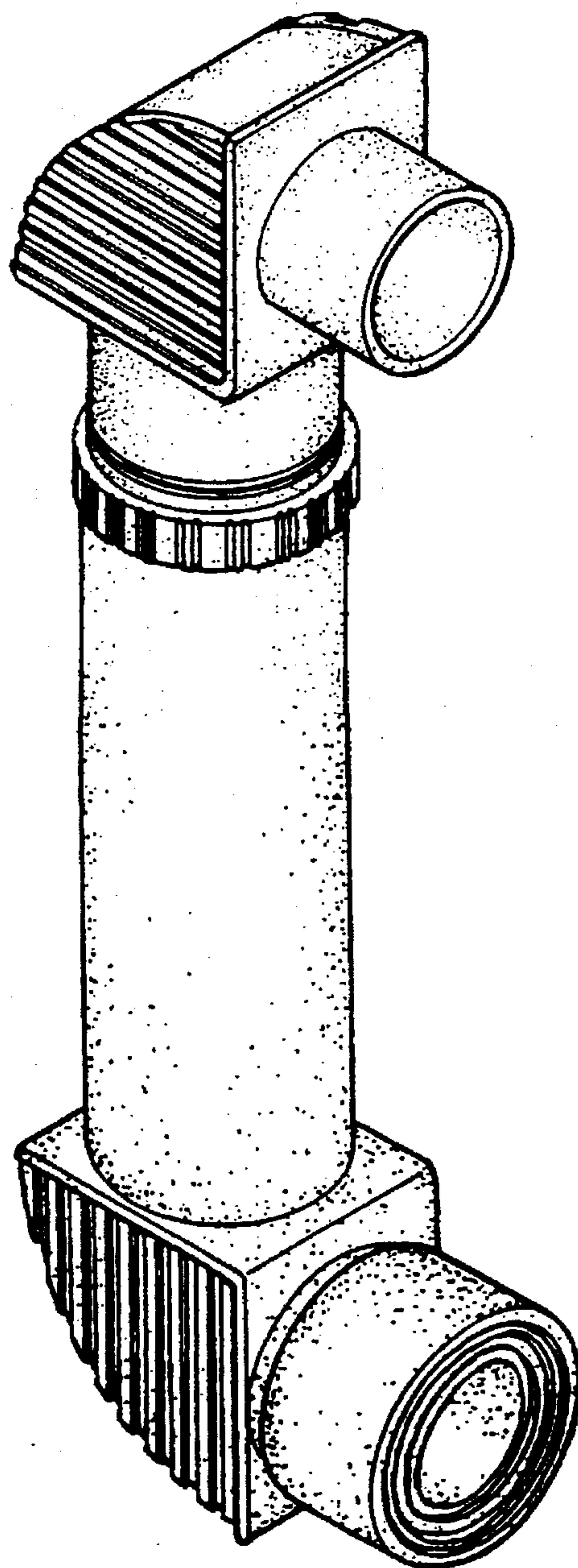


FIG. 1




FIG. 2




FIG. 3




FIG. 4




FIG. 5




FIG. 6

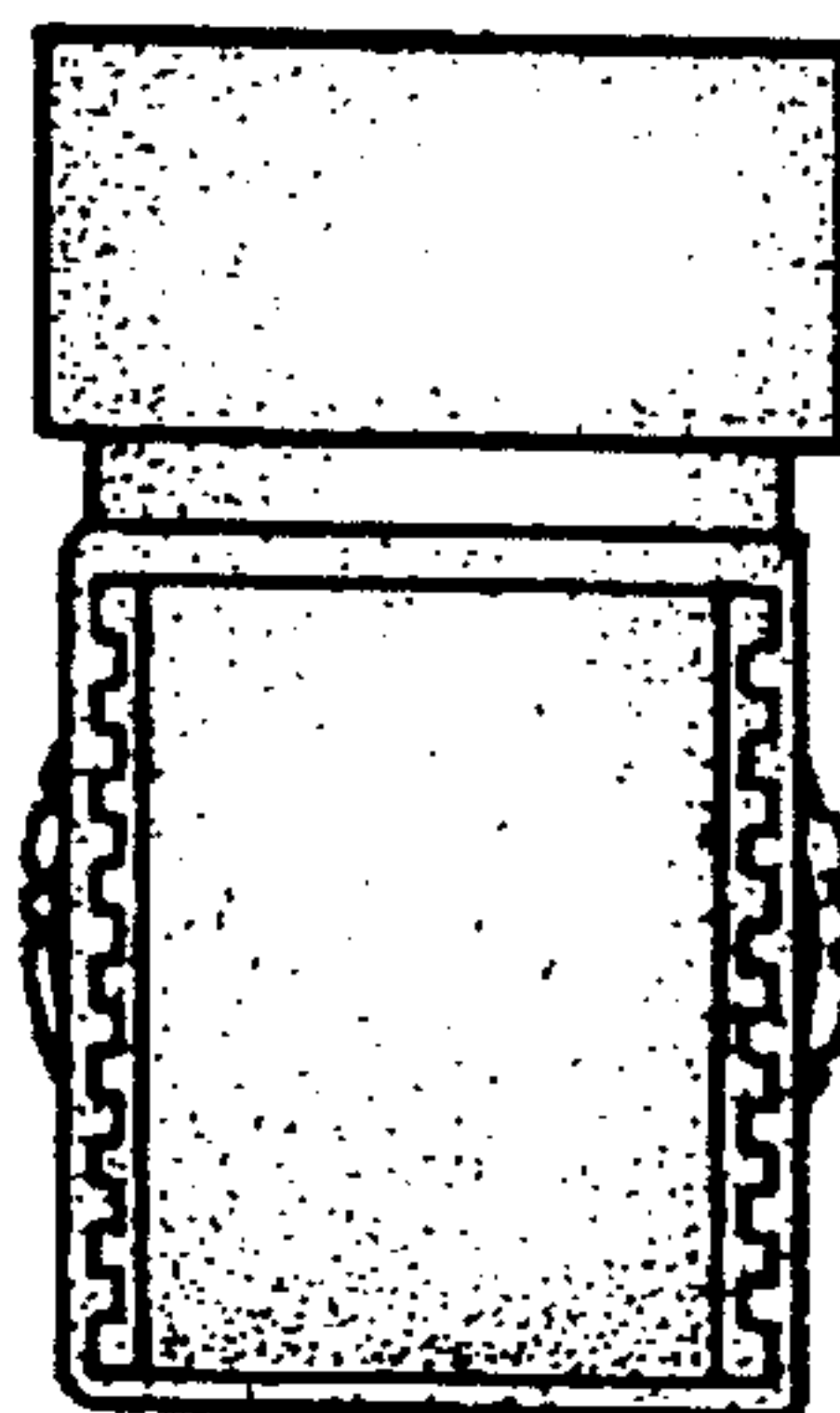


FIG. 7

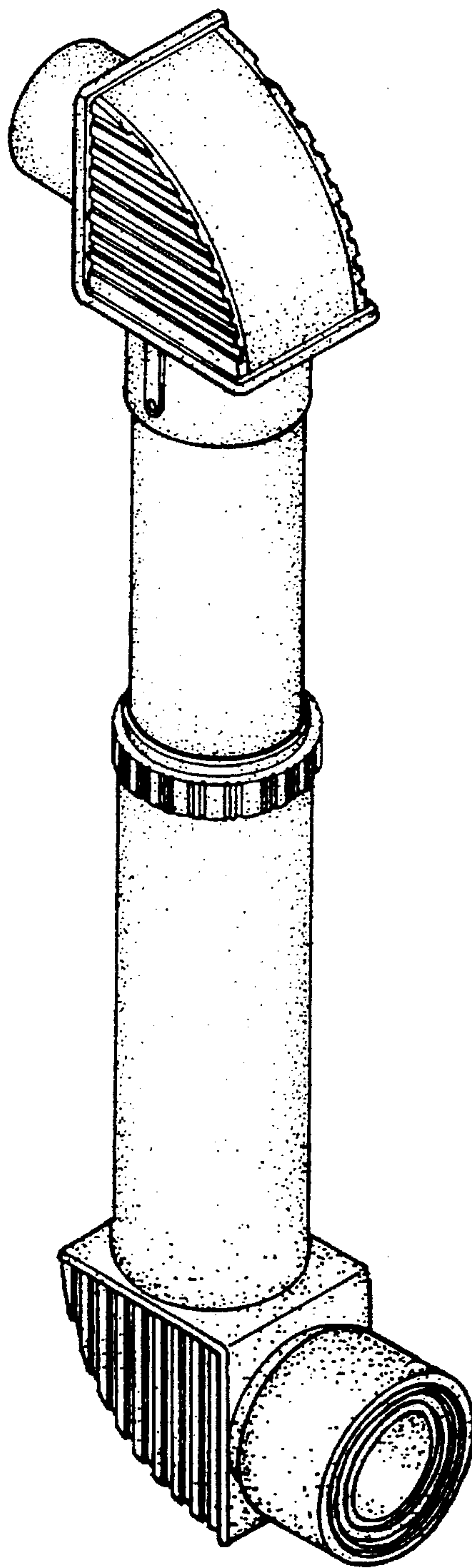


FIG. 8