



US00D374873S

United States Patent [19]

Kong et al.

[11] Patent Number: **Des. 374,873**

[45] Date of Patent: ****Oct. 22, 1996**

[54] CORDLESS TELEPHONE HANDSET HOUSING

[75] Inventors: **Pang C. Kong; Ho C. Wah; Wong F. Shan**, all of Tsuen Wan, Hong Kong

[73] Assignee: **Vtech Communications, Ltd.**, Hong Kong

[**] Term: **14 Years**

[21] Appl. No.: **33,161**

[22] Filed: **Jan. 5, 1995**

[52] U.S. Cl. **D14/147; D14/248**

[58] Field of Search 329/419, 420, 329/428, 440, 433, 454, 455, 434-436, 58-61; D14/137, 138, 147, 148, 149-151, 248, 240, 140, 142

[56] References Cited

U.S. PATENT DOCUMENTS

D. 312,458	11/1990	Suzuki	D14/148 X
D. 316,857	5/1991	Park	D14/147 X
D. 334,926	4/1993	Hunt et al.	D14/147 X
D. 335,666	5/1993	Roegner	D14/147 X
D. 355,188	2/1995	Folkes et al.	D14/148
D. 355,659	2/1995	Lee et al.	D14/248
D. 355,911	2/1995	Nakayama	D14/148
D. 355,912	2/1995	Wicks et al.	D14/148
D. 356,560	3/1995	Kornfeld et al.	D14/148 X

OTHER PUBLICATIONS

B. A. Pargh 1992 Spring/Summer Catalog, p. 316, Southwestern Bell Freedom Phone, 2nd form bottom at left.

Spigel Catalog, p. 521, Panasonic Phone at lower-middle-left.

B. A. Pargh 1989/90 Fall/Winter Catalog, KXT3900RPA Telephone at bottom.

Primary Examiner—Jeffrey Asch

Attorney, Agent, or Firm—Dick and Harris

[57] CLAIM

The ornamental design for a cordless telephone handset housing, as described and shown.

DESCRIPTION

FIG. 1 is a top plan view showing the cordless telephone handset housing of our new ornamental design;

FIG. 2 is a bottom view of thereof;

FIG. 3 is a right side elevation thereof;

FIG. 4 is a left side elevation thereof;

FIG. 5 is a rear elevation thereof; and,

FIG. 6 is a front elevation of thereof.

The antenna illustrated by means of broken lines in the figures is provided for illustrative purposes only and forms no part of the claimed design. Further the buttons and keys illustrated in the figures are provided for illustrative purposes only and form no part of the claimed design.

1 Claim, 2 Drawing Sheets

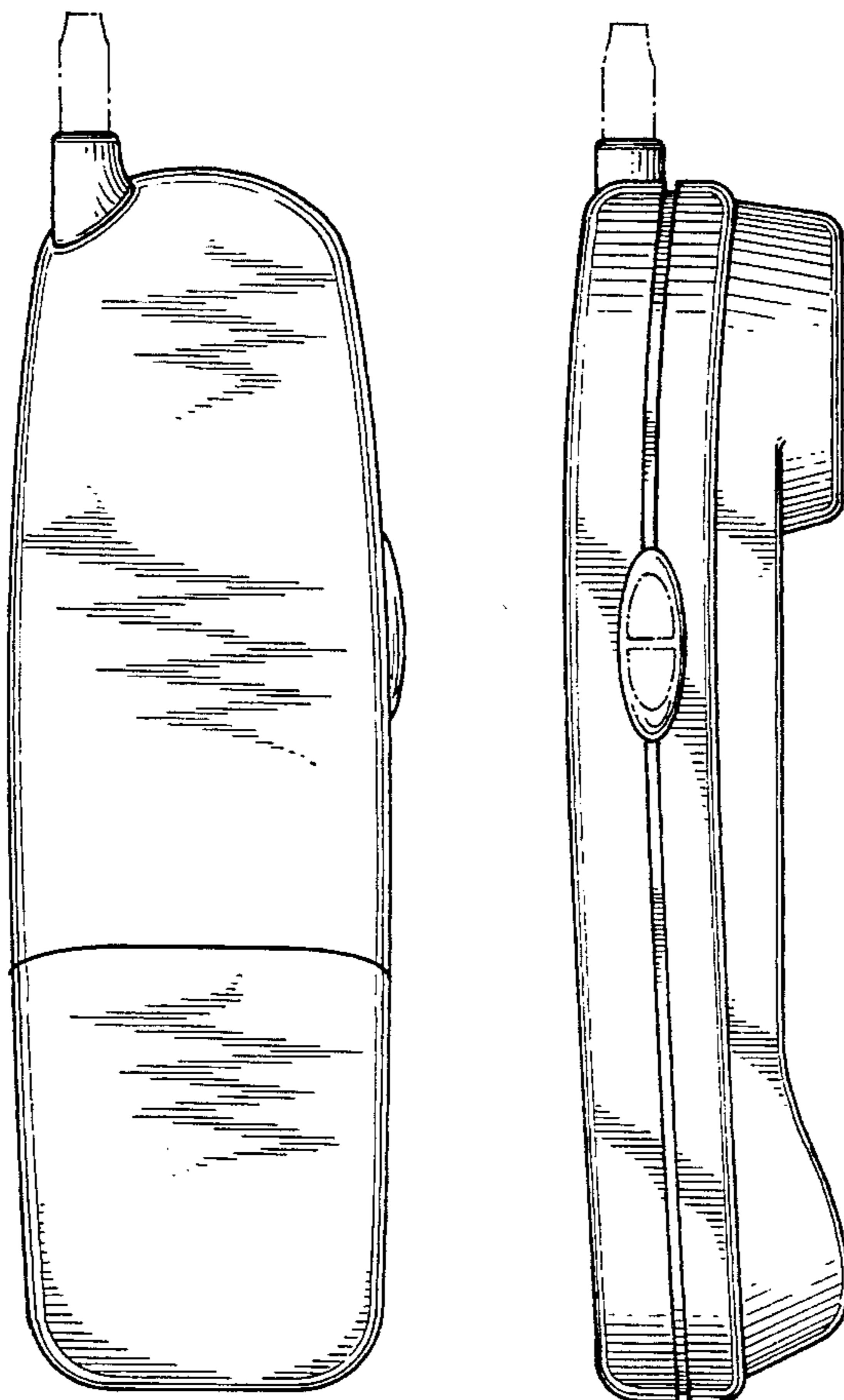


Fig 1

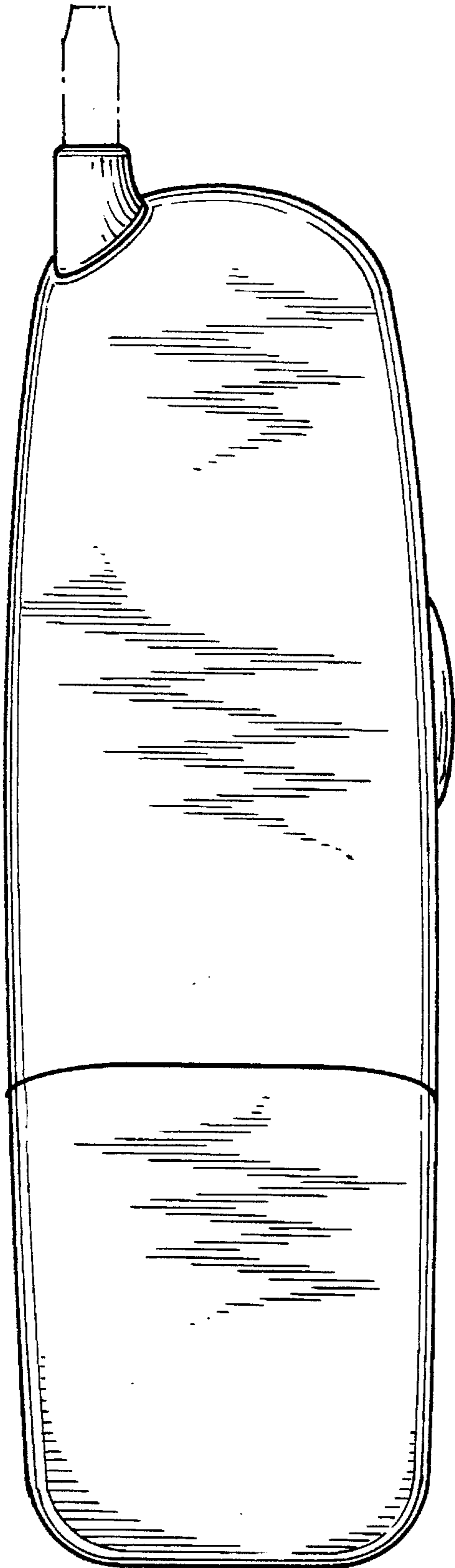


Fig 2

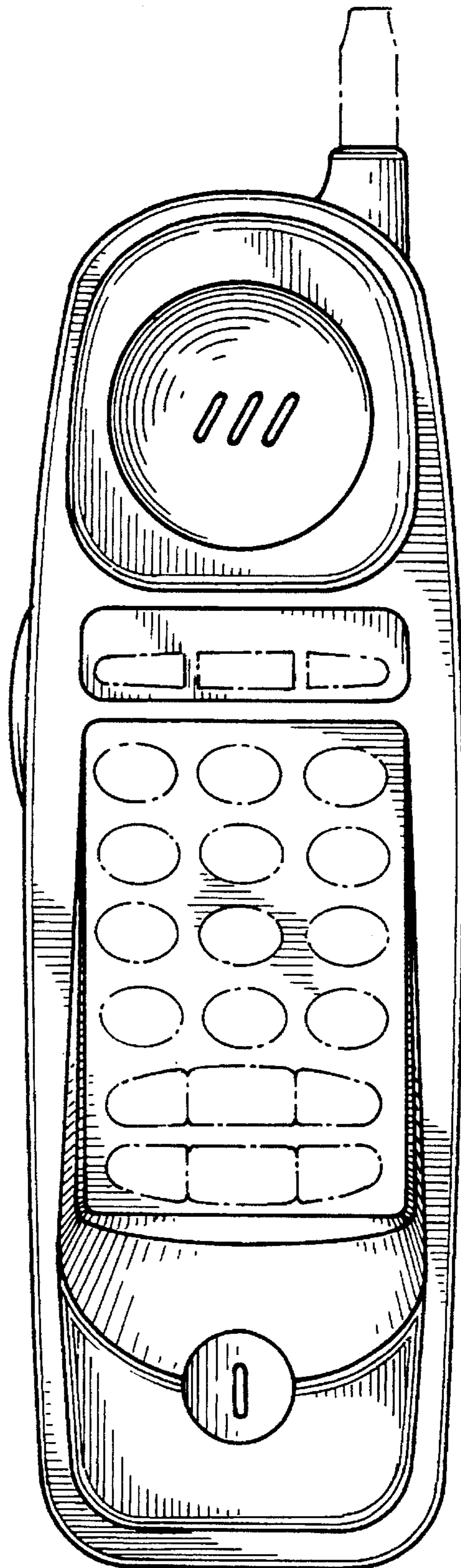


Fig 3

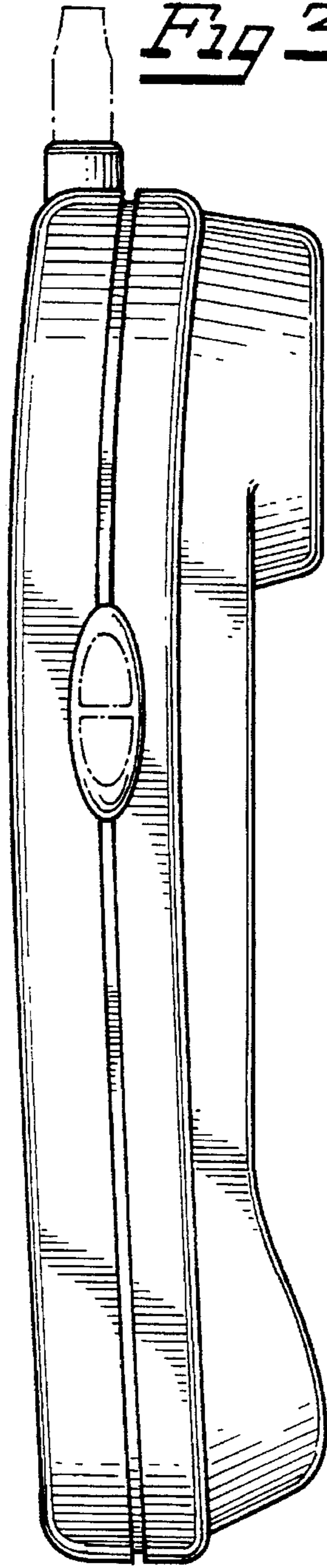


Fig 4

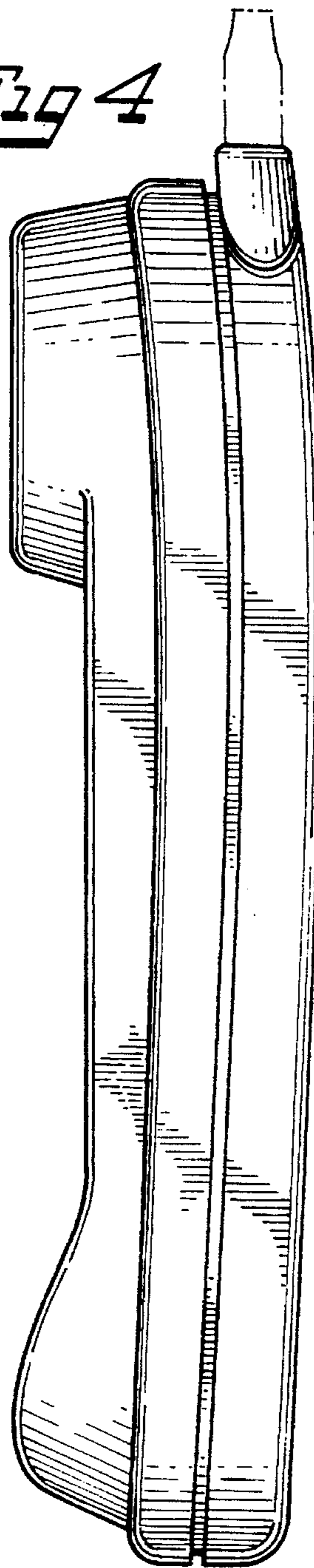


Fig 5




Fig 6

