



US00D374859S

United States Patent [19]

[11] Patent Number: **Des. 374,859**

Guay et al.

[45] Date of Patent: ****Oct. 22, 1996**

[54] **PORTABLE POWER SUPPLY**

2,610,987	9/1952	Betz	429/96
2,718,540	9/1955	Betz	429/96
5,214,368	5/1993	Wells	320/2

[75] Inventors: **Etienne Guay; André Côté**, both of Montreal, Canada

Primary Examiner—Joel Sincavage
Attorney, Agent, or Firm—McGlew and Tuttle, P.C.

[73] Assignee: **Booster PAC International Corporation**, St-Jean-sur-Richelieu, Canada

[57] **CLAIM**

[**] Term: **14 Years**

The ornamental design for a portable power supply, as shown and described.

[21] Appl. No.: **18,788**

DESCRIPTION

[22] Filed: **Feb. 15, 1994**

FIG. 1 is a front view of a portable power supply showing my new design;

[52] U.S. Cl. **D13/110**

FIG. 2 is a front and right side perspective view thereof;

[58] **Field of Search** D13/103, 106, D13/112; 307/64, 65, 66, 150; 206/333; 429/96, 97, 98, 99, 100, 121, 163, 176, 185, 187; 320/2

FIG. 3 is a top view thereof;

FIG. 4 is a right side view thereof, the left side view thereof being a mirror image except for the color of the cable and clamp;

[56] **References Cited**

U.S. PATENT DOCUMENTS


D. 235,454	6/1975	Lindow, Jr.	D13/103 X
D. 316,397	4/1991	Herbert	D13/106
D. 334,560	4/1993	Wilson	D13/106

FIG. 5 is a front view thereof showing one cable clamp removed from its storage position;

FIG. 6 is a rear view thereof; and,

FIG. 7 is a bottom view thereof.

1 Claim, 4 Drawing Sheets






FIG. 1




FIG. 2




FIG. 3

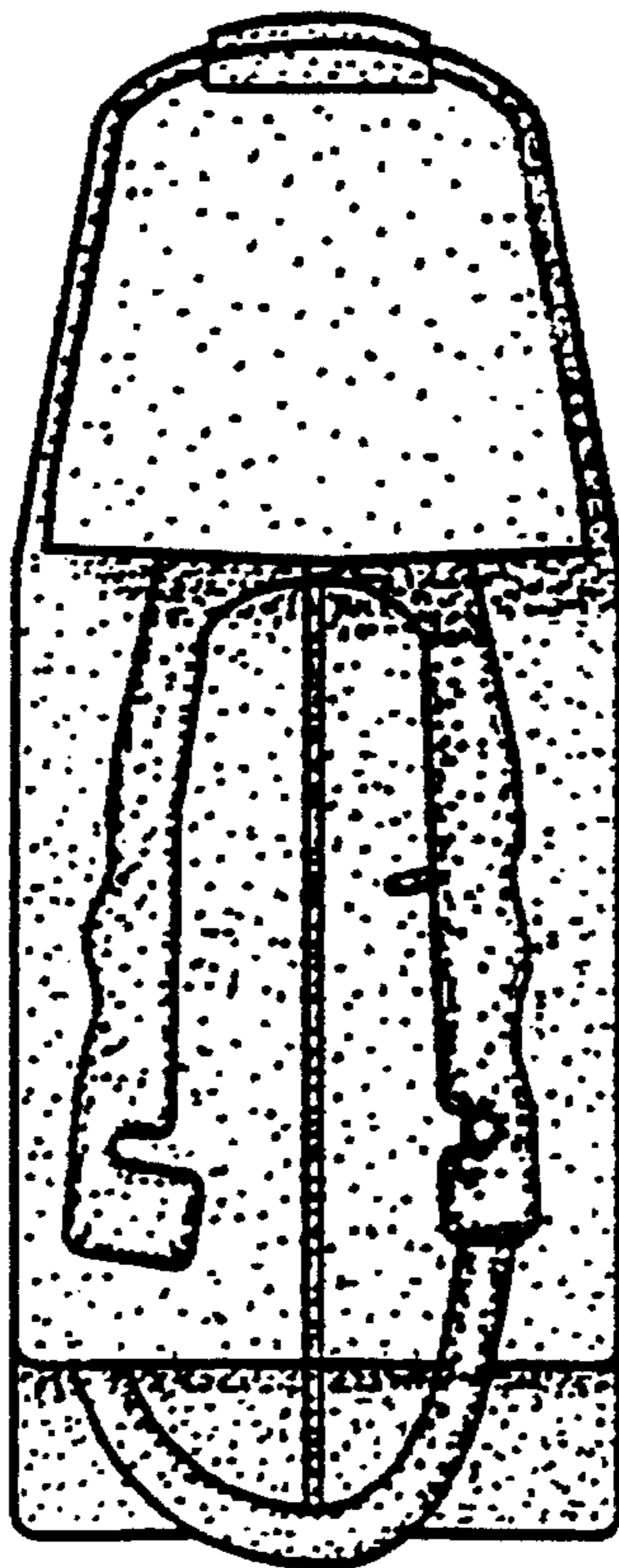


FIG. 4

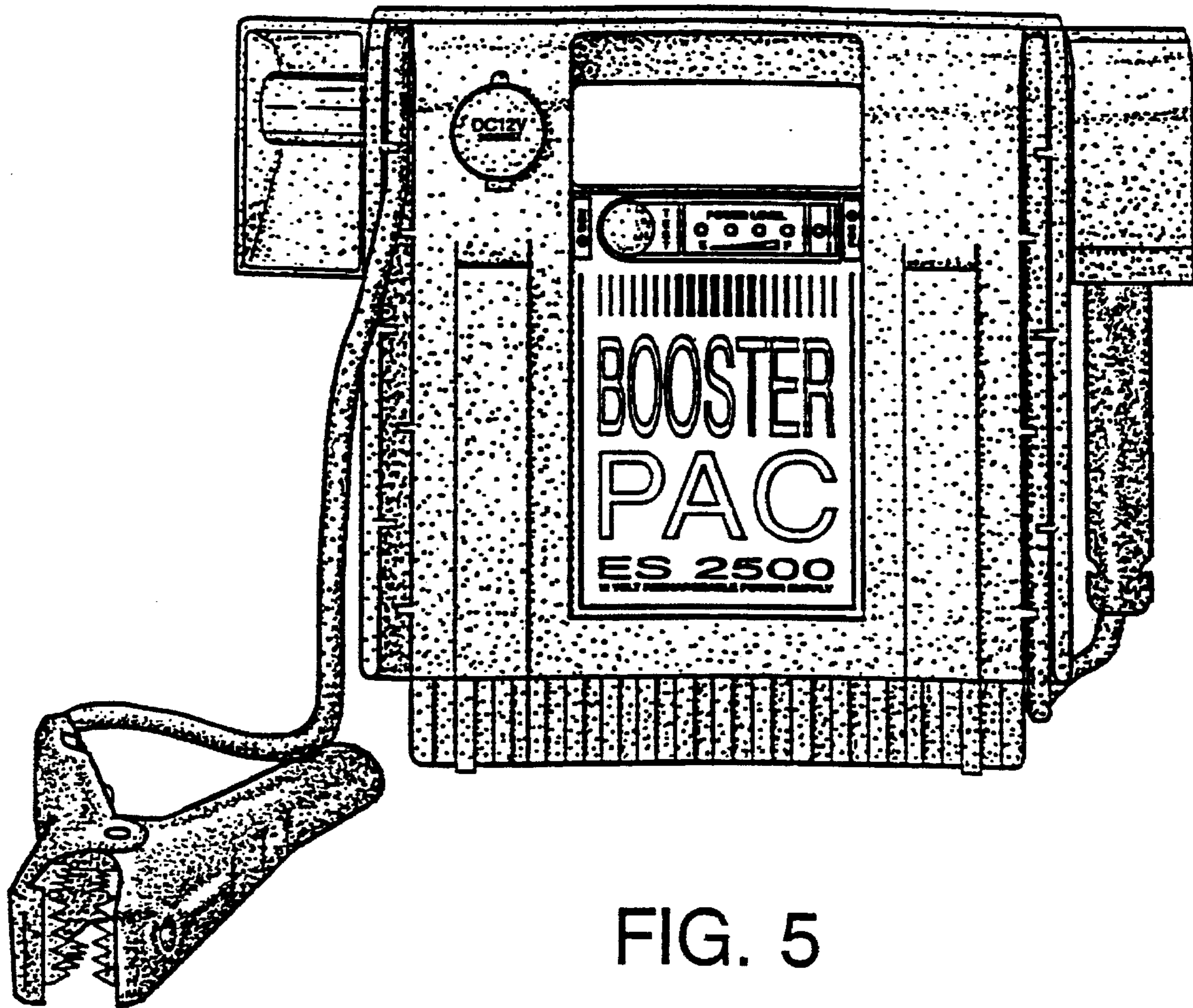


FIG. 5

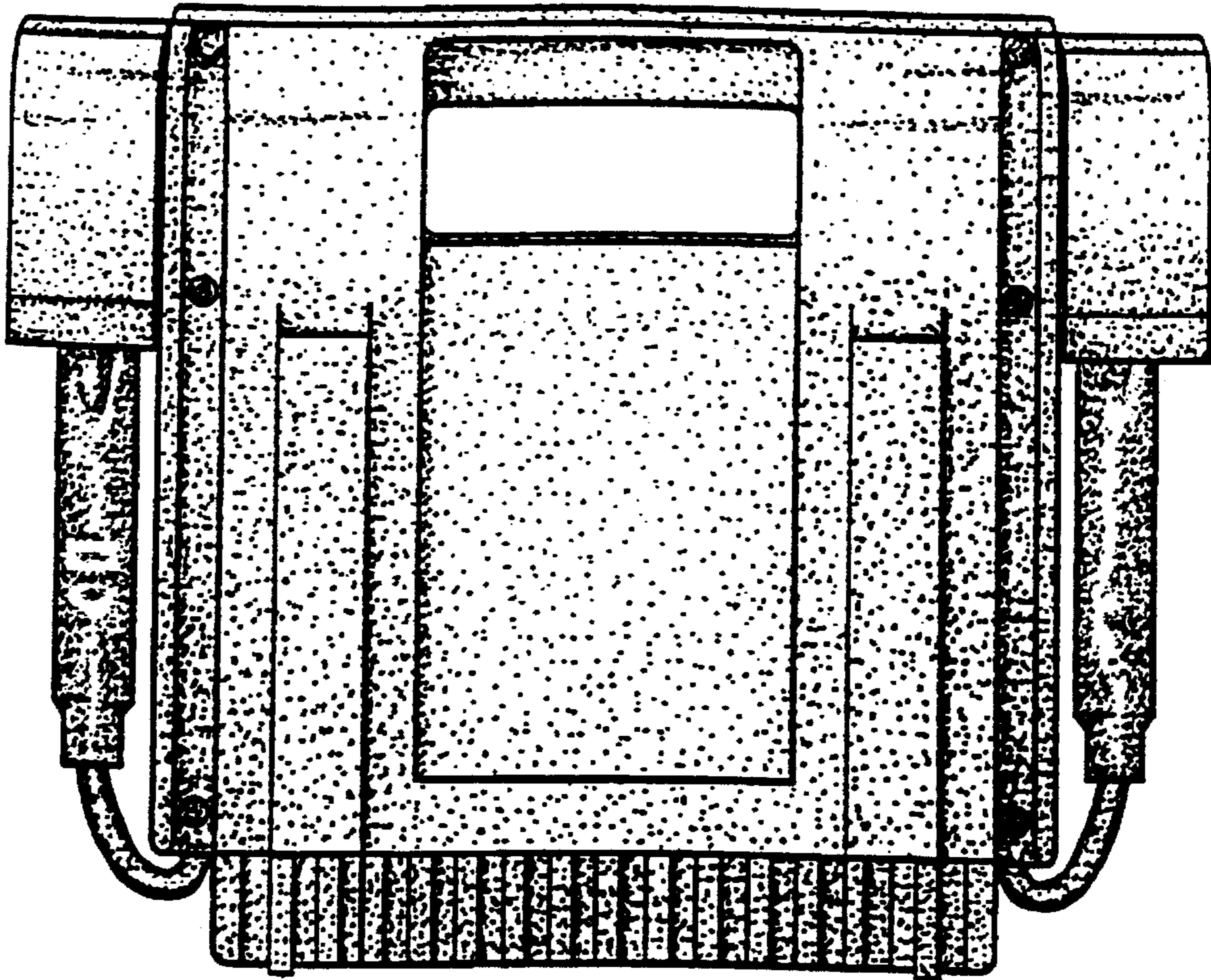


FIG. 6




FIG. 7