



US00D374849S

United States Patent [19]
Chipman

[11] **Patent Number: Des. 374,849**
[45] **Date of Patent: **Oct. 22, 1996**

[54] **BICYCLE RACK**

4,979,759 12/1990 Solovay 211/22 X
5,133,461 7/1992 Martinelli 211/22 X

[75] Inventor: **Robert G. Chipman**, Austin, Tex.

Primary Examiner—B. J. Bullock
Assistant Examiner—Cathron B. Matta
Attorney, Agent, or Firm—Heslin & Rothenberg, P.C.

[73] Assignee: **Landscape Forms, Inc.**, Kalamazoo, Mich.

[**] Term: **14 Years**

[57] **CLAIM**

[21] Appl. No.: **38,539**

The ornamental design for a bicycle rack, as shown and described.

[22] Filed: **May 8, 1995**

DESCRIPTION

[52] U.S. Cl. **D12/115**

[58] Field of Search D12/115; 211/17-22;
280/293

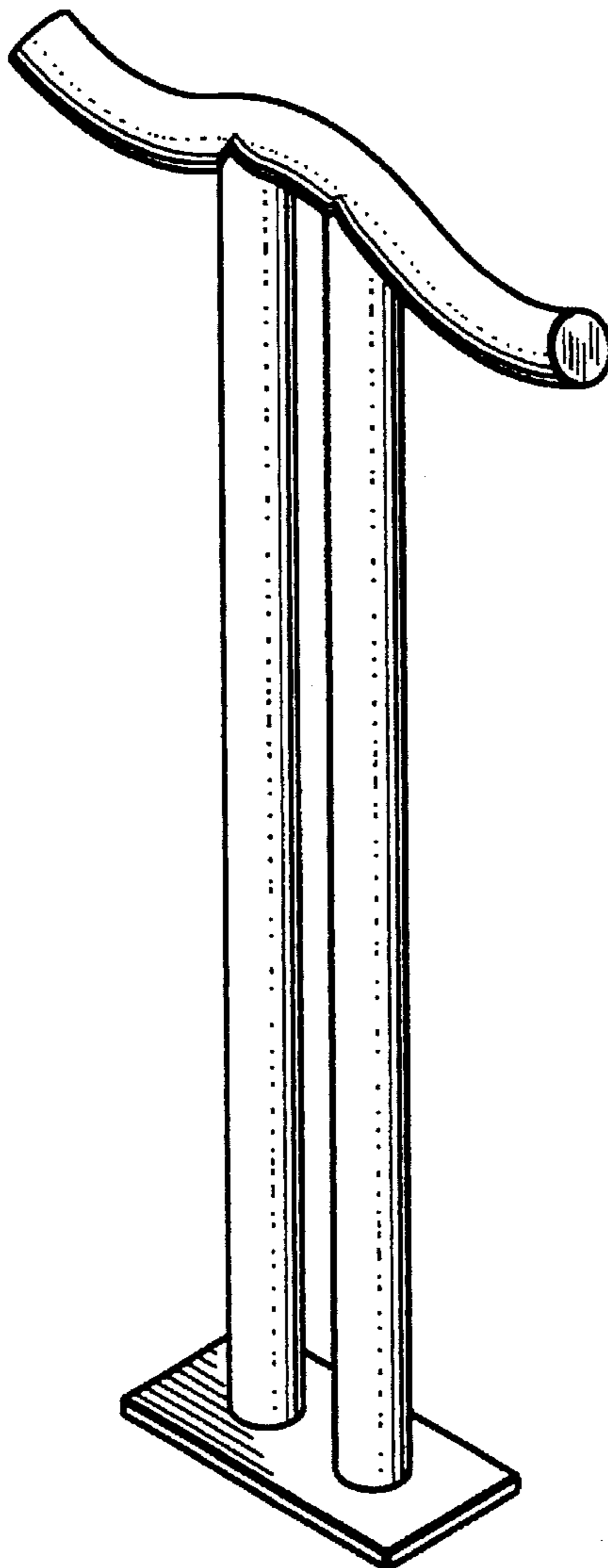
FIG. 1 is a front side isometric view of a bicycle rack, showing my new design;
FIG. 2 is a front elevational view thereof, the back elevational view being identical thereto;
FIG. 3 is a right side elevational view thereof, the left side elevational view being identical thereto;
FIG. 4 is a top plan view thereof; and,
FIG. 5 is a bottom plan view thereof.

[56] **References Cited**

U.S. PATENT DOCUMENTS

D. 30,817	5/1899	Hart	D12/115
D. 302,805	8/1989	Hoyt	D12/115
D. 334,359	3/1993	Welcher, Jr. et al.	D12/115
D. 337,082	7/1993	Hellesoe	D12/115

1 Claim, 2 Drawing Sheets



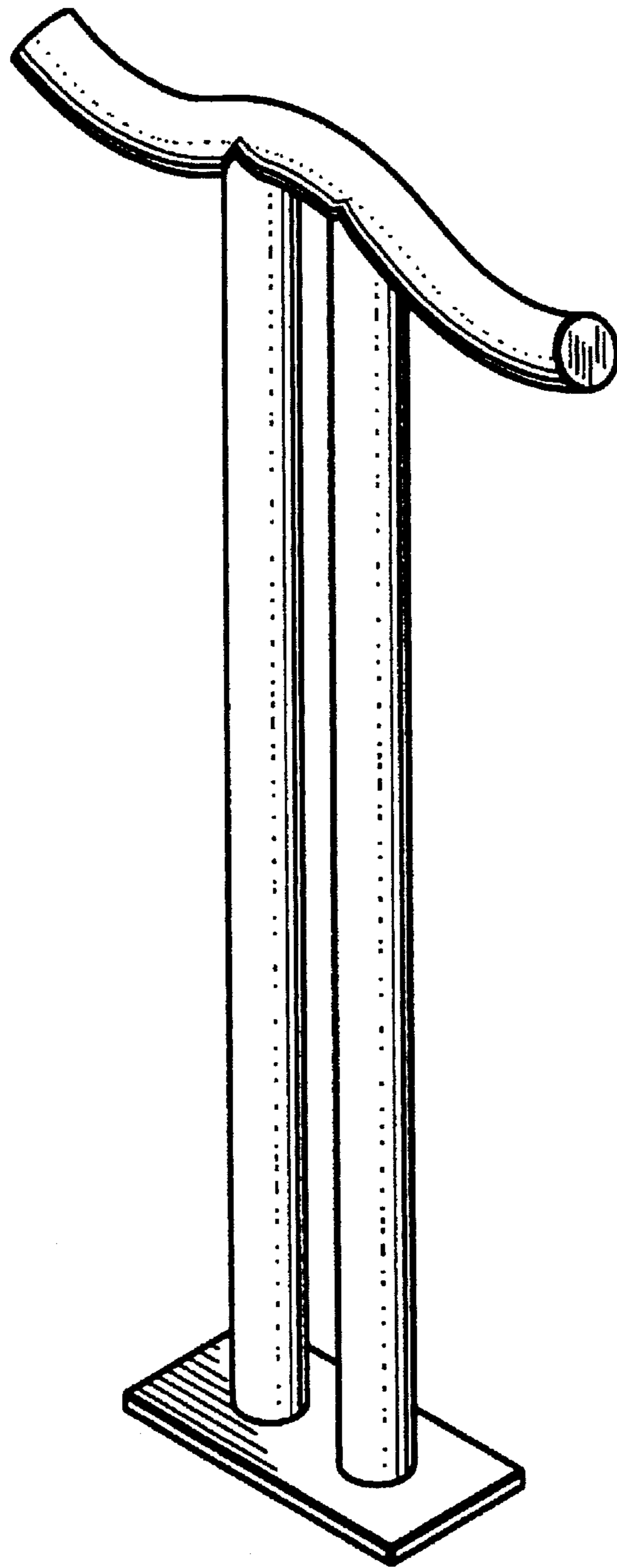


fig. 1

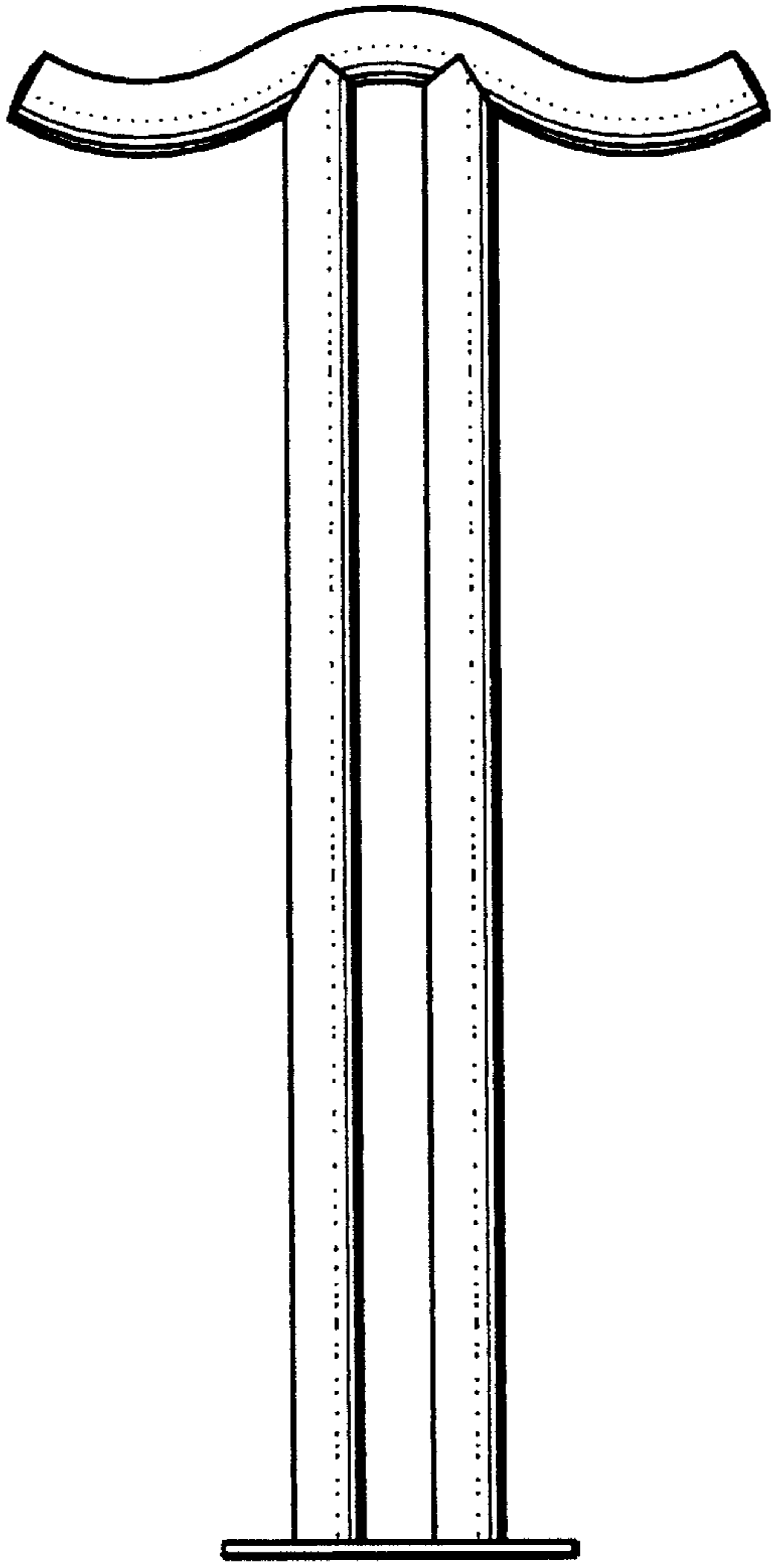


fig. 2

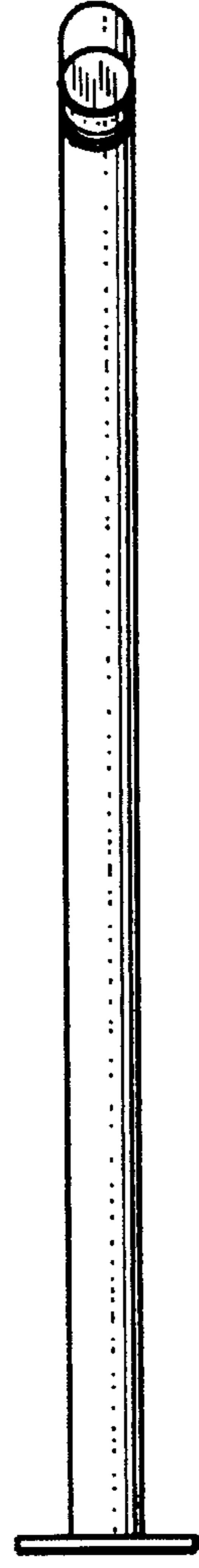


fig. 3

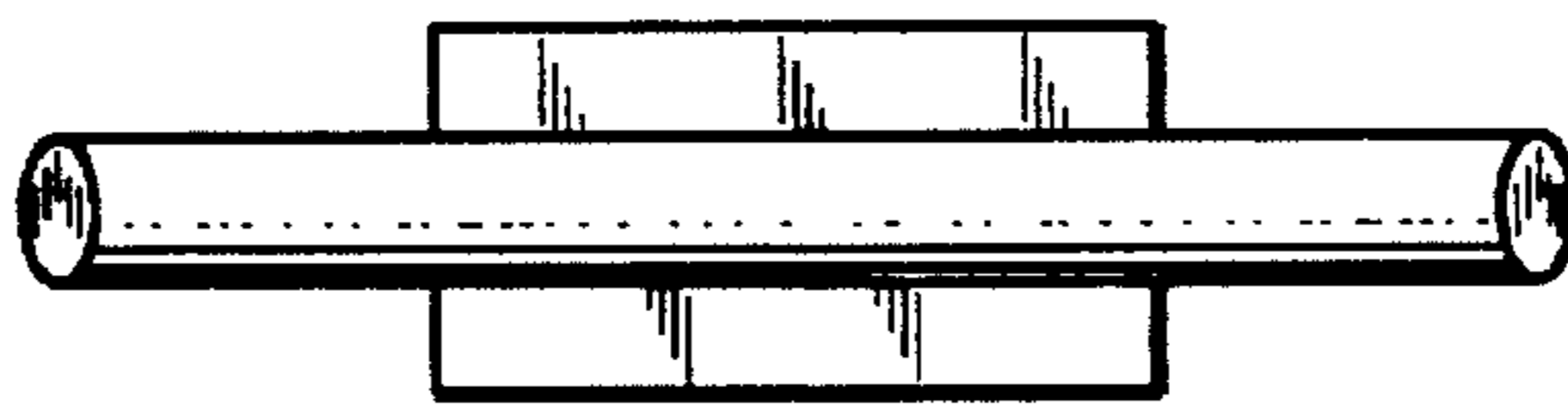


fig. 4



fig. 5