



US00D374845S

# United States Patent [19]

[11] **Patent Number: Des. 374,845**

**Ikehara**

[45] **Date of Patent: \*\*Oct. 22, 1996**

[54] **PULL TAB OF SLIDE FASTENER**

D. 303,361 9/1989 Mimami ..... D11/221

[75] Inventor: **Chikako Ikehara**, Toyama-ken, Japan

*Primary Examiner*—Ralf Seifert  
*Attorney, Agent, or Firm*—Hill, Steadman & Simpson

[73] Assignee: **YKK Corporation**, Tokyo, Japan

[57] **CLAIM**

[\*\*] Term: **14 Years**

The ornamental design for pull tab of slide fastener, as shown.

[21] Appl. No.: **38,763**

### DESCRIPTION

[22] Filed: **May 11, 1995**

[30] **Foreign Application Priority Data**

FIG. 1 is a front elevational view of a pull tab for slide fastener showing my new design, the opposite side view being the same;

Nov. 30, 1994 [JP] Japan ..... 6-36587

[52] **U.S. Cl.** ..... **D11/221**

FIG. 2 is a right side view of the pull tab of FIG. 1;

[58] **Field of Search** ..... D11/200, 201,  
D11/221, 212; 24/381-385, 415-417, 427-437

FIG. 3 is a plan view of the pull tab of FIG. 1;

FIG. 4 is a base view of the pull tab of FIG. 1; and,

FIG. 5 is a front elevational view shown attached to a slider body, the broken line showing of a slide fastener and attachment element is for illustrative purposes only and forms no part of the claimed design.

[56] **References Cited**

#### U.S. PATENT DOCUMENTS

D. 262,665 1/1982 Brinley ..... D11/221

D. 296,882 7/1988 Lopez ..... D11/221

**1 Claim, 2 Drawing Sheets**

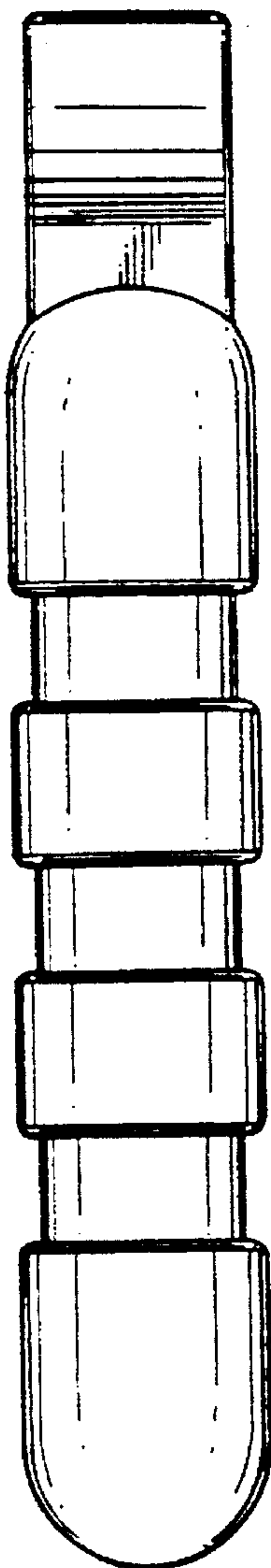


FIG. 1

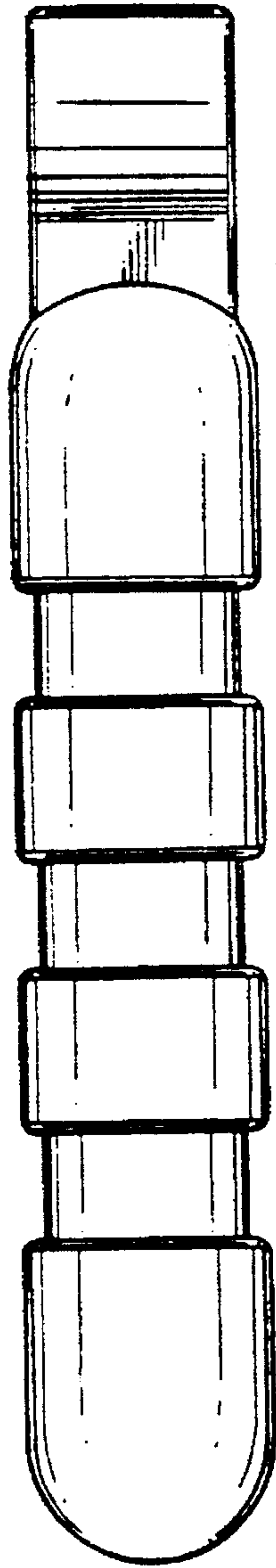


FIG. 2

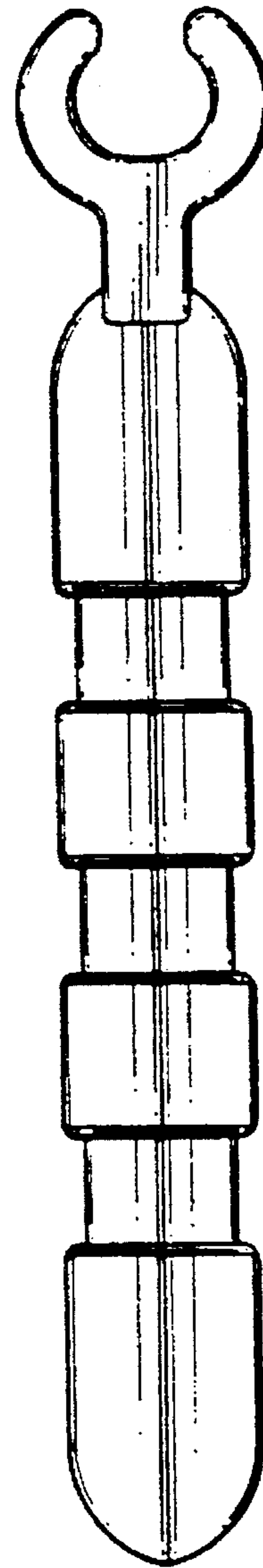


FIG. 3

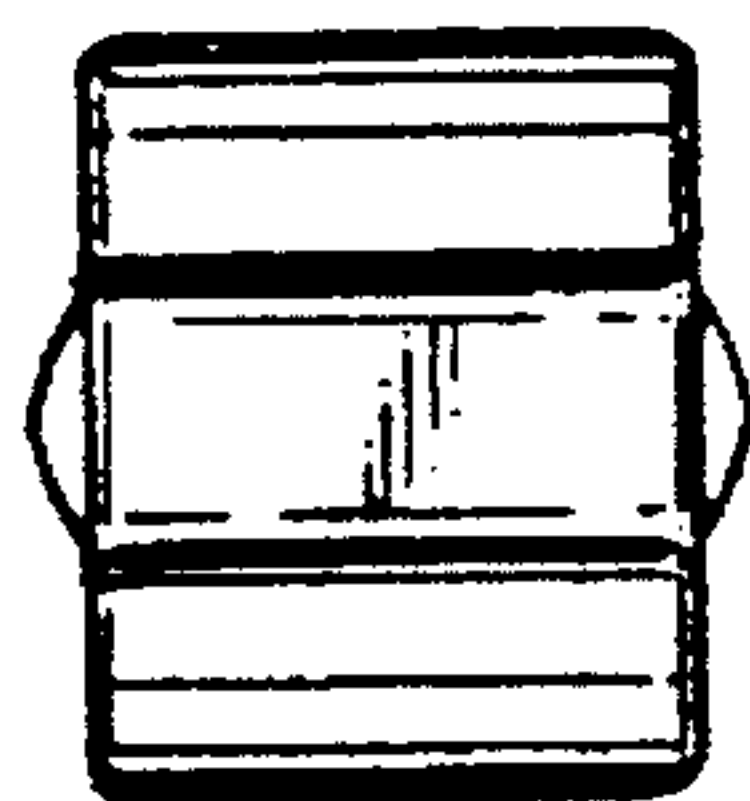


FIG. 4

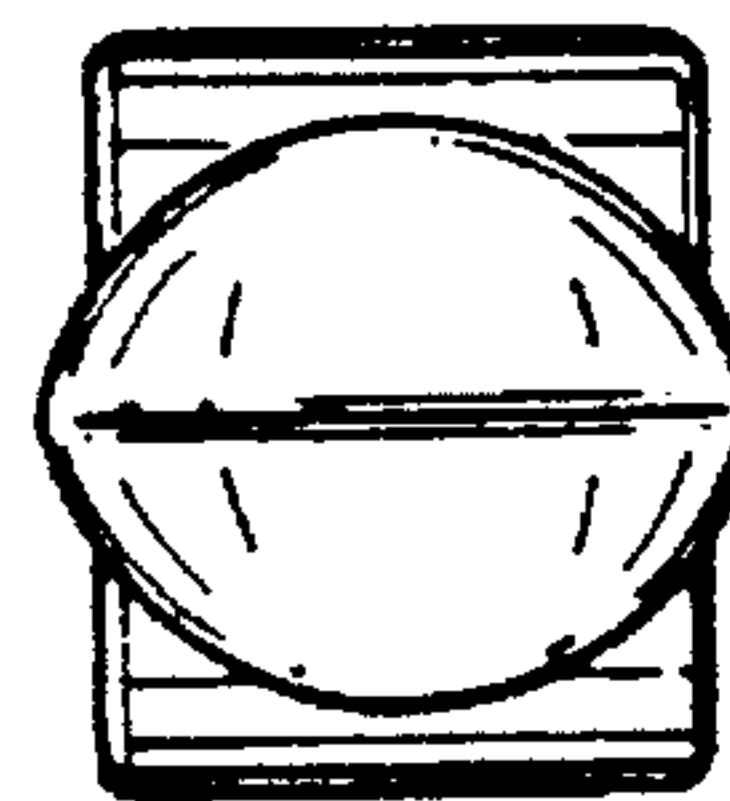


FIG. 5

