



US00D374825S

United States Patent [19]
Rowe

[11] **Patent Number: Des. 374,825**
[45] **Date of Patent: **Oct. 22, 1996**

[54] **COMBINED BOTTLE AND CAP**

D. 317,256 6/1991 Samuels D9/503
D. 337,522 7/1993 Kingsbury D9/538

[76] Inventor: **Steven M. Rowe**, 9030 W. Sahara Ave.,
Suite. 888, Las Vegas, Nev. 89117

Primary Examiner—Lucy Lieberman
Attorney, Agent, or Firm—John Edward Roethel

[**] Term: **14 Years**

[57] **CLAIM**

[21] Appl. No.: **45,723**

The ornamental design for combined bottle and cap, as shown and described.

[22] Filed: **Oct. 27, 1995**

[52] U.S. Cl. **D9/529; D9/541; D9/560**

DESCRIPTION

[58] **Field of Search** D9/560, 529, 571,
D9/573, 537-543, 544-546; 215/382, 400,
383, 384

FIG. 1 is an isometric view of the combined bottle and cap showing my new design;

FIG. 2 is a front elevational view thereof;

FIG. 3 is a rear elevational view thereof;

FIG. 4 is a top plan view thereof;

FIG. 5 is a bottom plan view thereof;

FIG. 6 is a left side elevational view thereof; and,

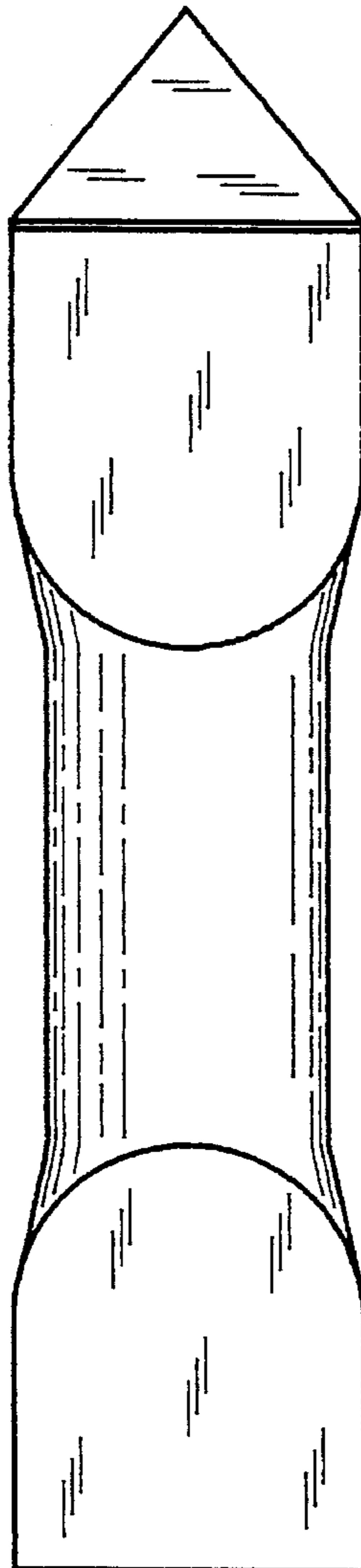
FIG. 7 is a right side elevational view thereof.

[56] **References Cited**

U.S. PATENT DOCUMENTS

D. 46,285 8/1914 MacKenzie D9/541 X
D. 92,469 6/1934 Humphreys D9/541
D. 94,157 12/1934 Marcus D9/542
D. 158,381 5/1950 Heftler-Louiche D9/529
D. 236,689 9/1975 Weckman D9/560 X

1 Claim, 3 Drawing Sheets



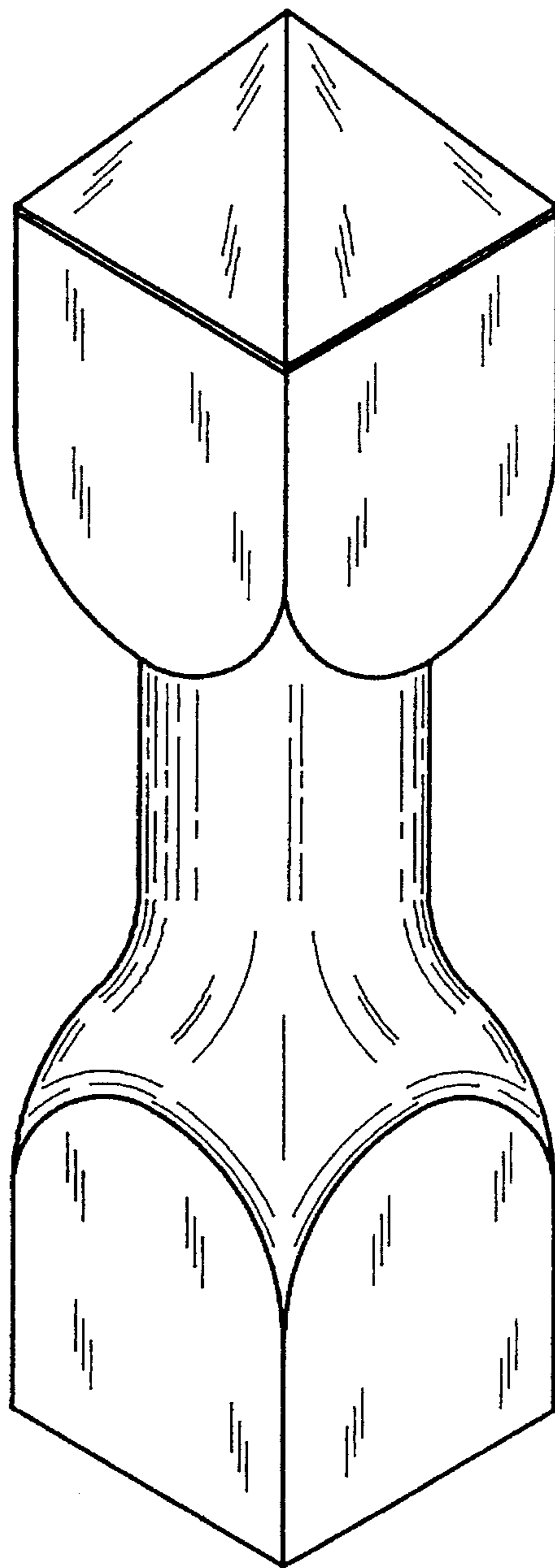


FIG-1

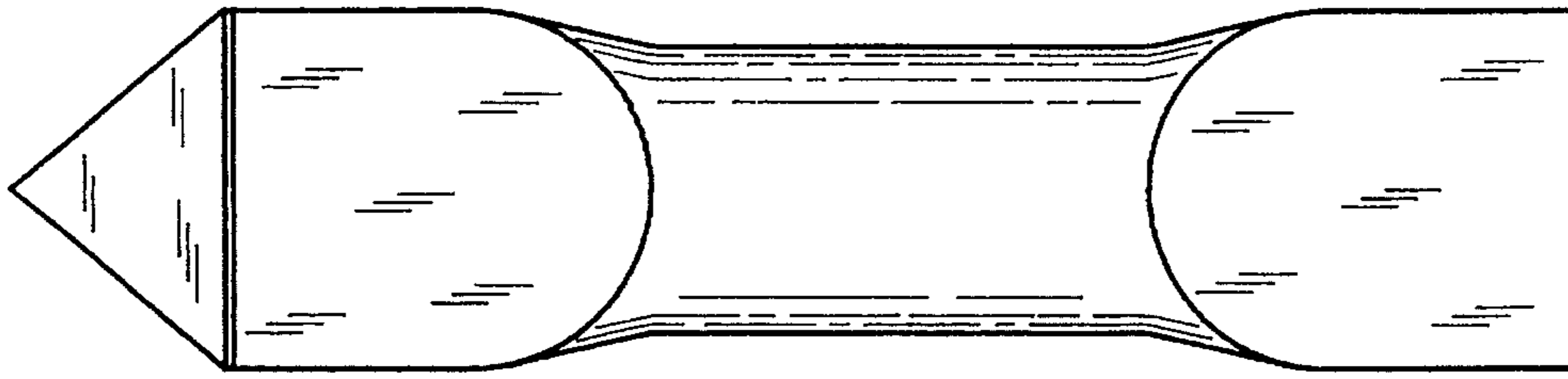


FIG-3




FIG-2

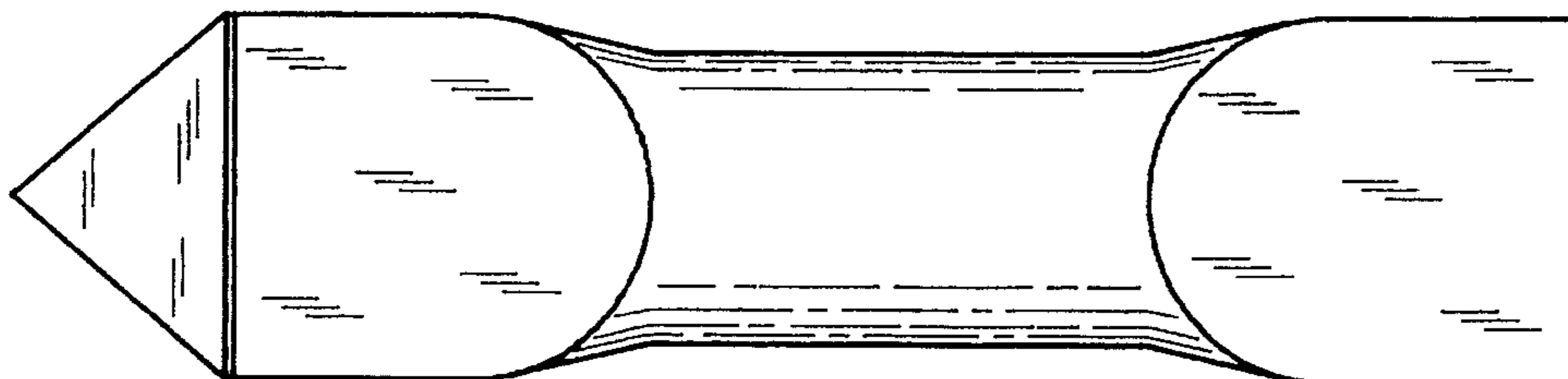


FIG-7

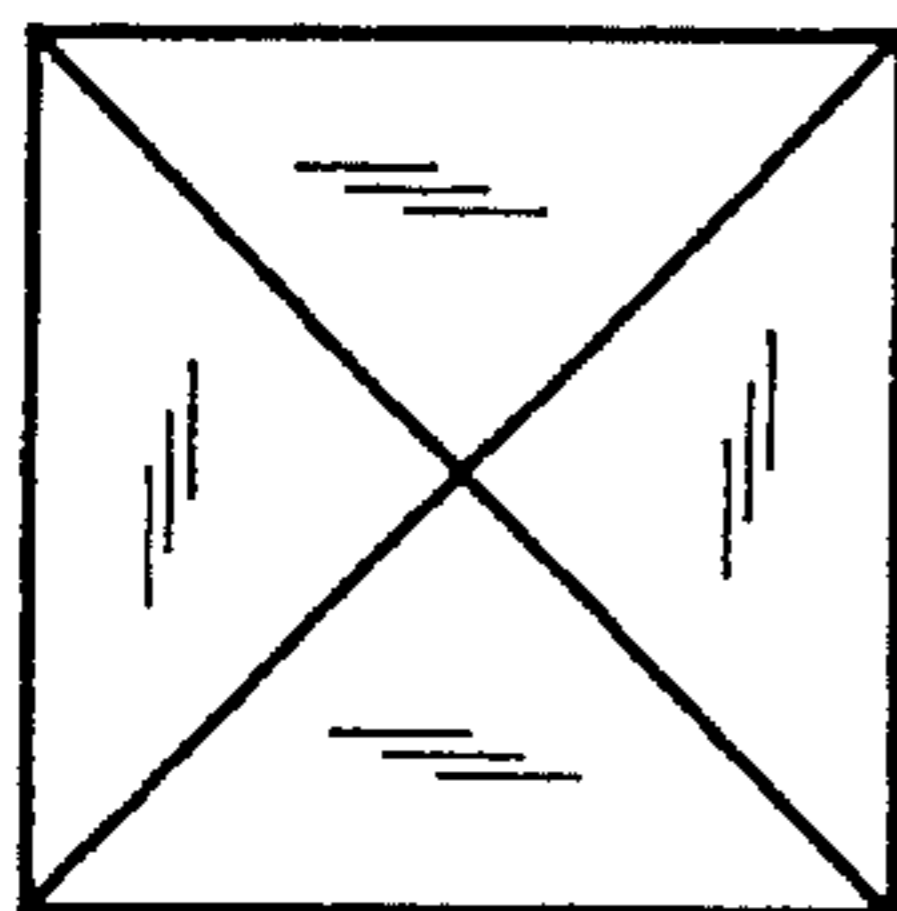


FIG-4




FIG-5




FIG-6