



US00D374819S

United States Patent [19]

Wells

[11] Patent Number: **Des. 374,819**

[45] Date of Patent: ****Oct. 22, 1996**

[54] **PACKAGE FOR SLICED MEAT STACKS**

[75] Inventor: **Cindie M. Wells**, Cambridge, Wis.

[73] Assignee: **Oscar Mayer Foods Corporation**,
Madison, Wis.

[**] Term: **14 Years**

5,007,231	4/1991	Ingermann .
5,058,761	10/1991	Williams .
5,092,479	3/1992	Wells .
5,096,084	3/1992	Wells .
5,131,551	7/1992	Wells .
5,163,269	11/1992	Williams .
5,204,130	4/1993	McDevitt et al. .

OTHER PUBLICATIONS

"Food Packaging", Aug. 1993, *Food Engineering*.
Lewisystems, 1983, p. 18.

Primary Examiner—Prabhakar G. Deshmukh
Attorney, Agent, or Firm—Lockwood, Alex, Fitzgibbon &
Cummings

[21] Appl. No.: **20,706**

[22] Filed: **Mar. 31, 1994**

[52] U.S. Cl. **D9/425**

[58] Field of Search D9/424, 425, 432,
D9/418, 415, 341, 337; D7/601, 550, 555,
560, 552; 206/518, 557; 229/2.5 R; 220/669,
675, 662, 657, 556

[57] CLAIM

The ornamental design for a package for sliced meat stacks,
as shown and described.

[56] References Cited

U.S. PATENT DOCUMENTS

D. 197,584	2/1964	Nascher et al.	D9/425
D. 224,587	8/1972	Jewell	D9/425
D. 241,109	8/1976	Levin	D9/425 X
D. 349,050	7/1994	Krupa	D9/418 X
D. 352,454	11/1994	Krupa	D9/425
2,995,269	8/1961	Pease .	
3,051,584	8/1962	Tindall .	
3,101,864	8/1963	Glickman .	
3,351,265	11/1967	Miller .	
3,537,497	11/1970	Dickow et al. .	
3,552,634	1/1971	Ollier et al. .	
3,625,713	12/1971	Mixon .	
3,676,159	7/1972	Fallowfield .	
4,091,930	5/1978	Buchner et al. .	
4,427,129	1/1984	Wyslotsky et al. .	
4,427,705	1/1984	Wyslotsky et al. .	
4,593,816	6/1986	Langenbeck	206/518 X
4,616,762	10/1986	Alexander	206/518 X
4,664,922	5/1987	Leon et al. .	
4,892,220	1/1990	Foos .	
4,986,438	1/1991	Borst .	

DESCRIPTION

FIG. 1 is a perspective view of a package for sliced meat stacks showing my new design;
 FIG. 2 is a top plan view thereof;
 FIG. 3 is a front elevational view thereof; the rear elevational view being a mirror image thereof;
 FIG. 4 is a left side elevational view thereof; the right side elevational view being a mirror image;
 FIG. 5 is a bottom plan view thereof;
 FIG. 6 is a sectional elevational view thereof; taken along line 6—6 of FIG. 2;
 FIG. 7 is a sectional elevational view thereof; taken along line 7—7 of FIG. 2; and,
 FIG. 8 is an exploded view of the package showing the top separated from the package body.
 The broken line showing of meat slice stacks is for illustrative purpose only and forms no part of the claim.

1 Claim, 5 Drawing Sheets

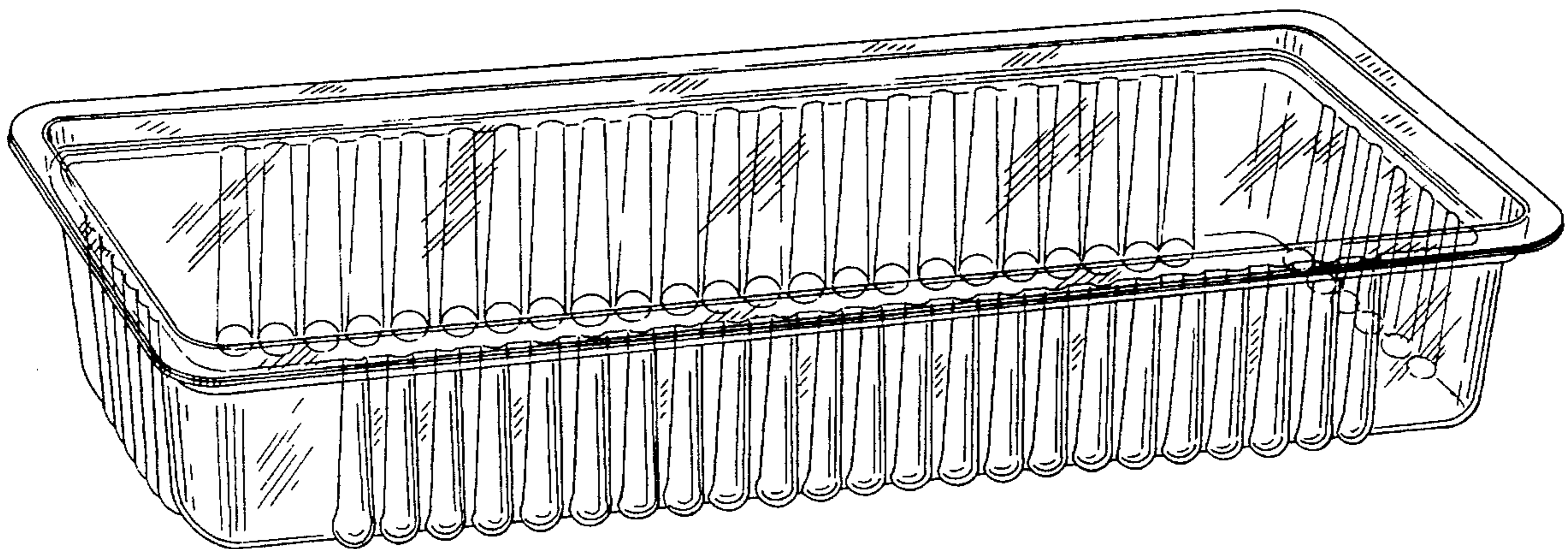


FIG. 1

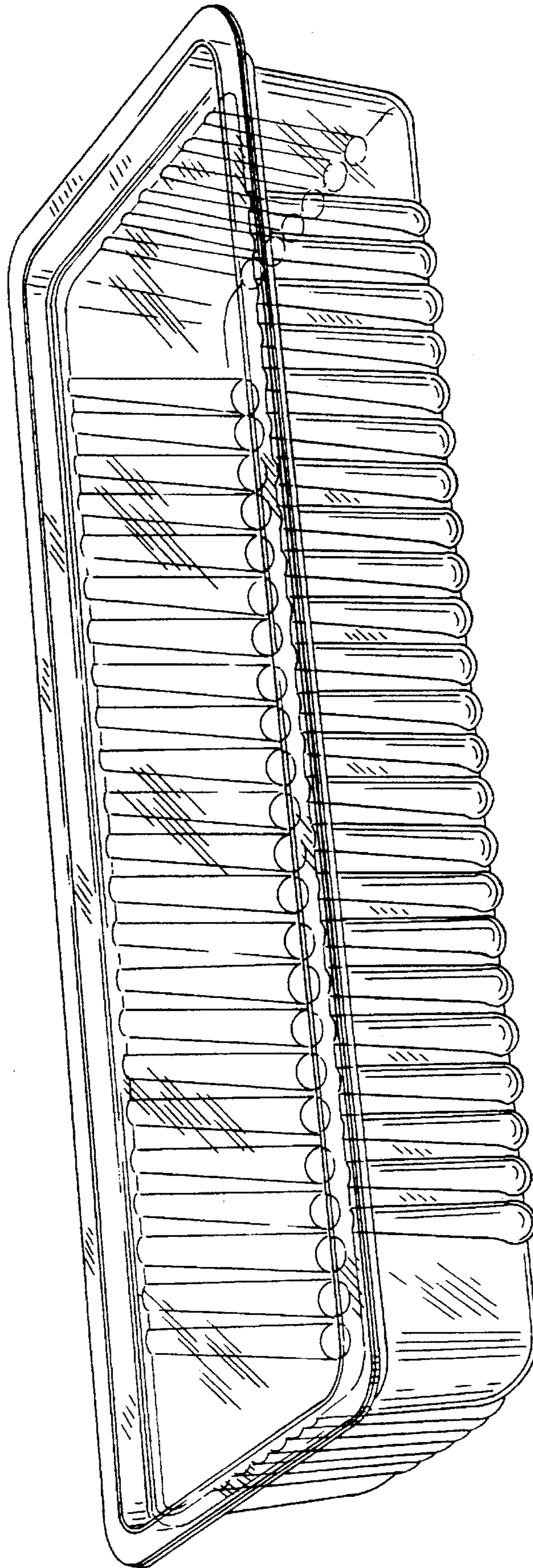


FIG. 2

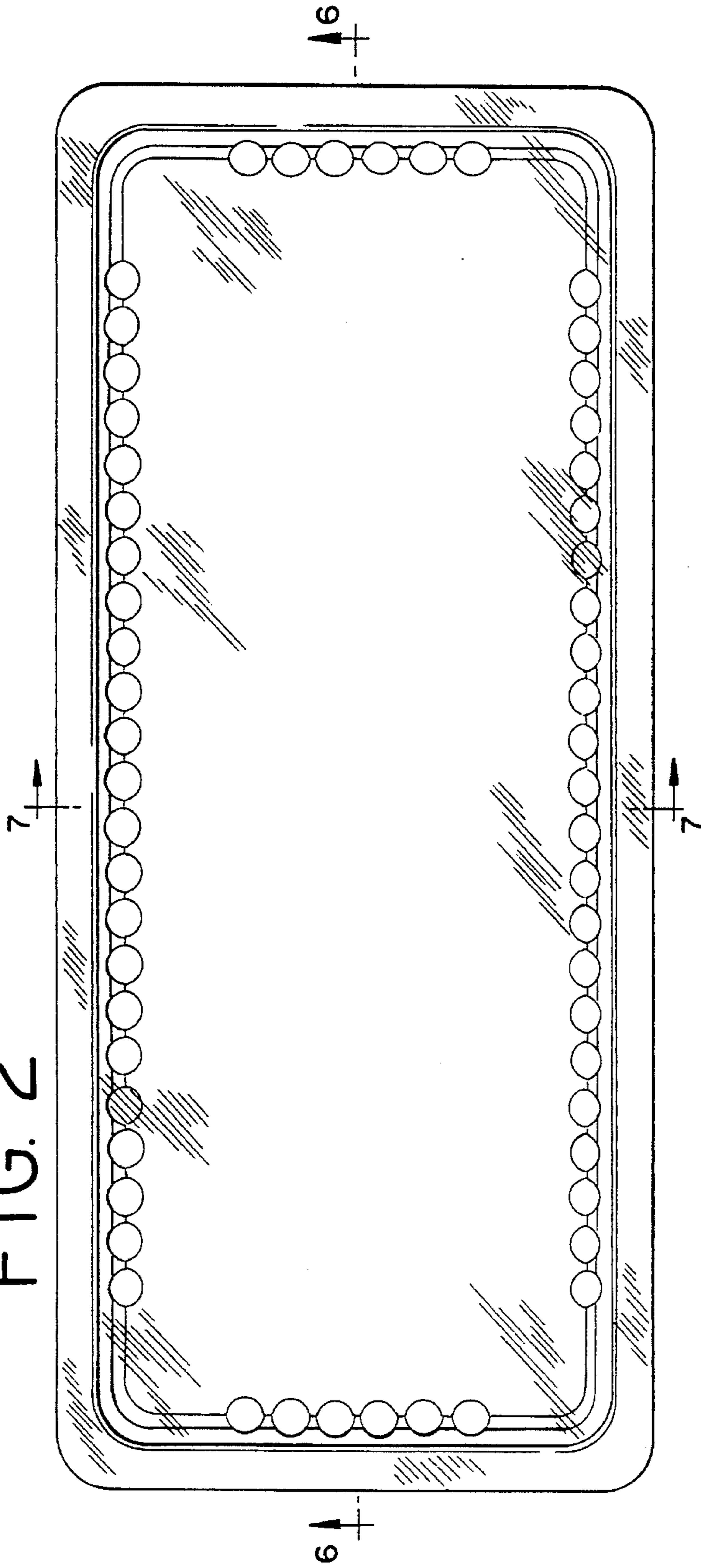


FIG. 3

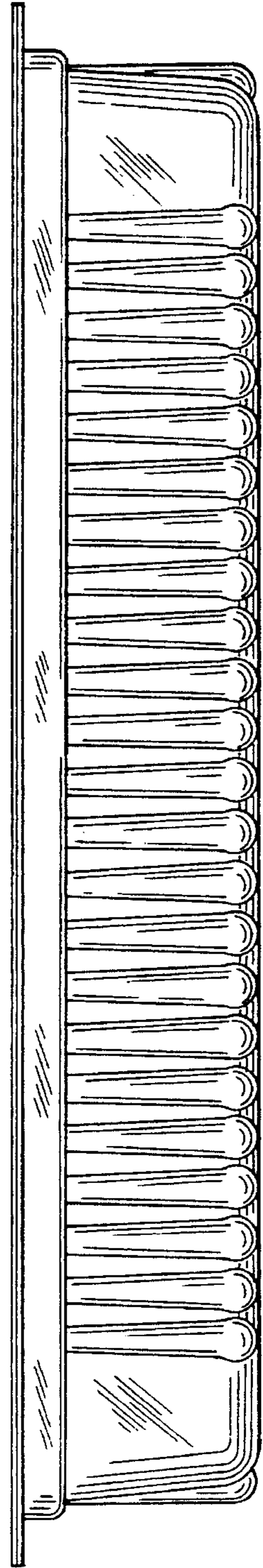


FIG. 4

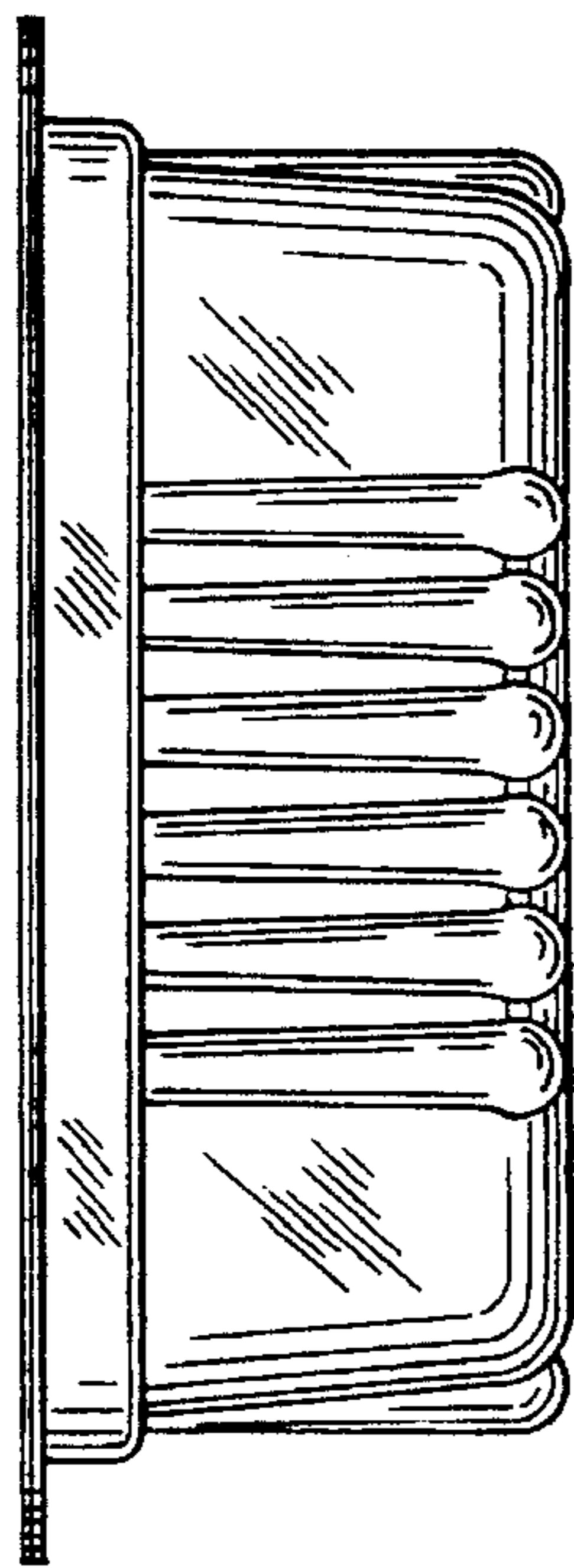


FIG. 5




FIG. 6

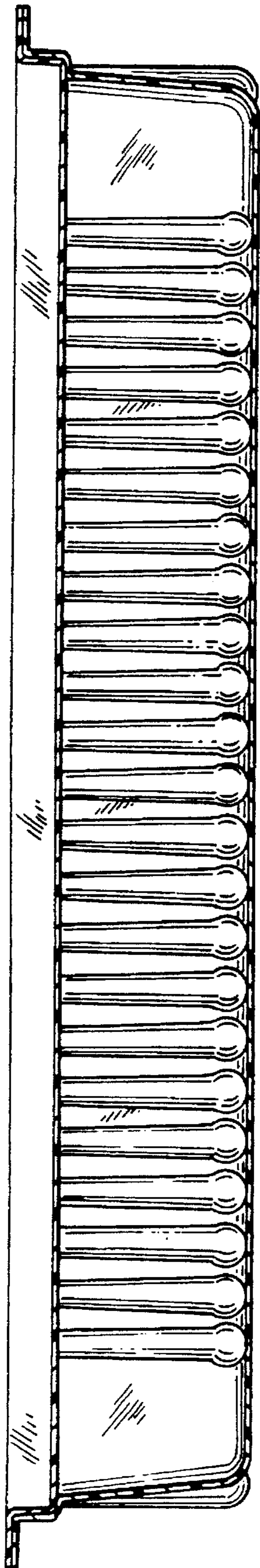


FIG. 7




FIG. 8

