



US00D374809S

United States Patent [19]
Scherer et al.

[11] **Patent Number: Des. 374,809**
[45] **Date of Patent: **Oct. 22, 1996**

[54] **FACEPLATE**
[75] Inventors: **Craig Scherer, Wilmette; Michael Thuma, Des Plaines, both of Ill.**
[73] Assignee: **Panduit Corp., Tinley Park, Ill.**
[**] Term: **14 Years**

D. 360,349 7/1995 House et al. D8/353
D. 360,350 7/1995 House et al. D8/353
D. 360,351 7/1995 House et al. D8/353
D. 360,352 7/1995 House et al. D8/353

Primary Examiner—Paula A. Mortimer
Attorney, Agent, or Firm—Mark D. Hilliard; Robert A. McCann

[21] Appl. No.: **32,195**
[22] Filed: **Dec. 14, 1994**
[52] **U.S. Cl. D8/353**
[58] **Field of Search D8/353; D13/137, D13/156; 174/66; 220/241; 439/536, 653, 343; 379/454**

[57] **CLAIM**

The ornamental design for a faceplate, as shown and described.

DESCRIPTION


FIG. 1 is a front perspective view of a faceplate showing my new design;
FIG. 2 is a front elevational view thereof, the rear being unornamented;
FIG. 3 is a side elevational view, the opposite side is a mirror image;
FIG. 4 is a top plan view thereof; and,
FIG. 5 is a bottom plan view thereof.

[56] **References Cited**

U.S. PATENT DOCUMENTS

D. 231,896 6/1974 Zerwes et al. D8/353
D. 290,086 6/1987 Fong et al. D8/353
D. 308,664 6/1990 Freeman et al. D8/353 X
D. 349,836 8/1995 Maggard D8/353 X

1 Claim, 1 Drawing Sheet






FIG. 1

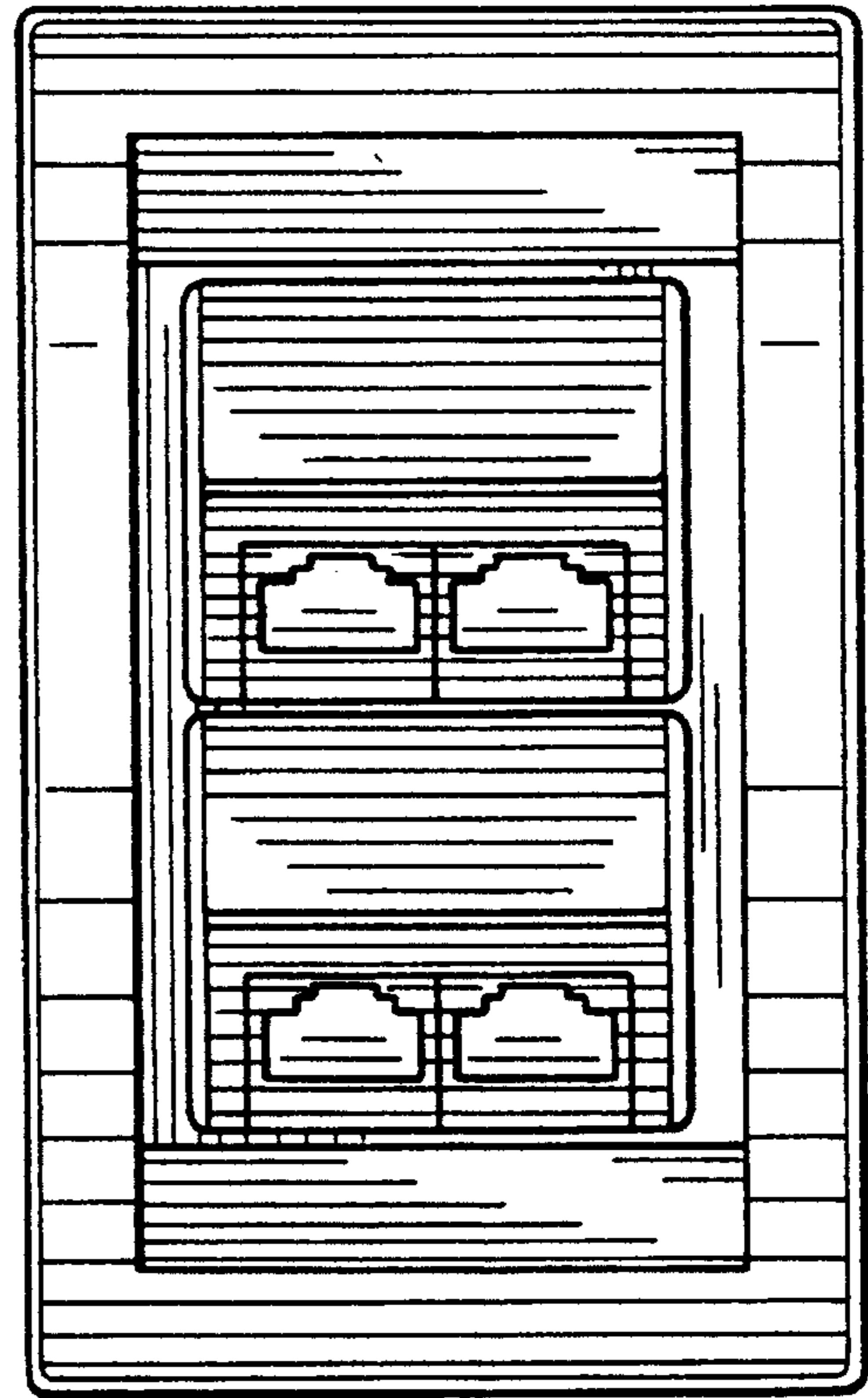


FIG. 2




FIG. 3




FIG. 4




FIG. 5