



US00D374804S

# United States Patent [19]

[11] Patent Number: **Des. 374,804**

**Hughes**

[45] Date of Patent: **\*\*Oct. 22, 1996**

[54] **KNIFE SHARPENER**

[75] Inventor: **Jeffrey T. Hughes**, Winston-Salem, N.C.

[73] Assignee: **Hughes Products Co., Inc.**, Thomasville, N.C.

[\*\*] Term: **14 Years**

[21] Appl. No.: **35,100**

[22] Filed: **Feb. 21, 1995**

[52] U.S. Cl. .... **D8/93; D8/91**

[58] Field of Search ..... **D8/90, 91, 92, D8/93, 94; 76/82, 81.3; 451/540, 548, 549**

[56] **References Cited**

**U.S. PATENT DOCUMENTS**

D. 241,504	9/1976	Krusche et al.	.....	D8/91
D. 274,497	7/1984	Zabel et al.	.....	D8/93
D. 276,885	12/1984	Hall	.....	D8/93

D. 276,886	12/1984	Carter	.....	D8/93
D. 299,308	1/1989	Prindle	.....	D8/93
D. 315,663	3/1991	Dolbosco	.....	D8/93
5,163,251	11/1992	Lee	.....	76/82

*Primary Examiner*—Philip S. Hyder

[57] **CLAIM**

The ornamental design for a knife sharpener, as shown and described.

**DESCRIPTION**

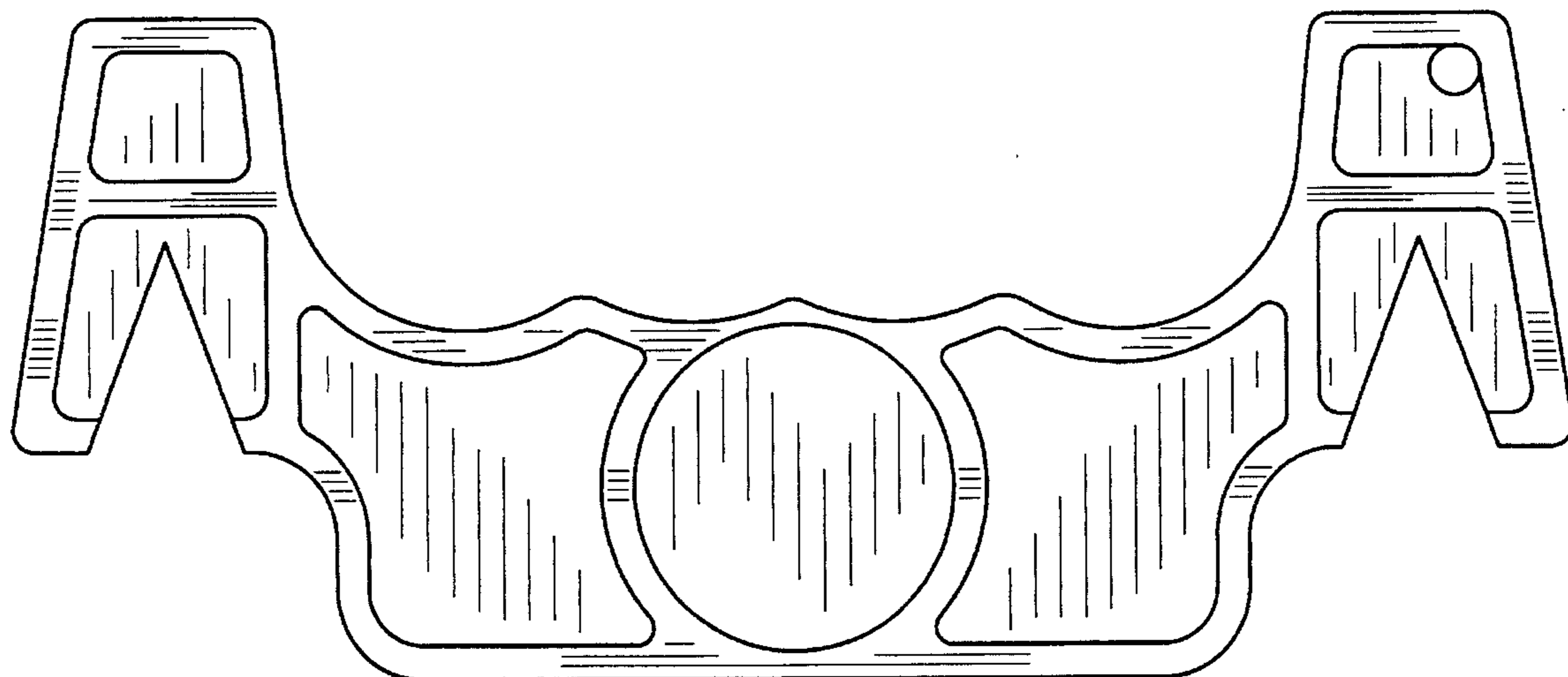
FIG. 1 illustrates a right side elevational view of a knife sharpener embodying my design, the left side being a mirror image thereof;

FIG. 2 demonstrates a front end view of the design as shown in FIG. 1, the rear end view being identical thereto;

FIG. 3 shows a top plan view of the design as shown in FIG. 1; and,

FIG. 4 shows a bottom plan view thereof.

**1 Claim, 1 Drawing Sheet**






FIG. 3

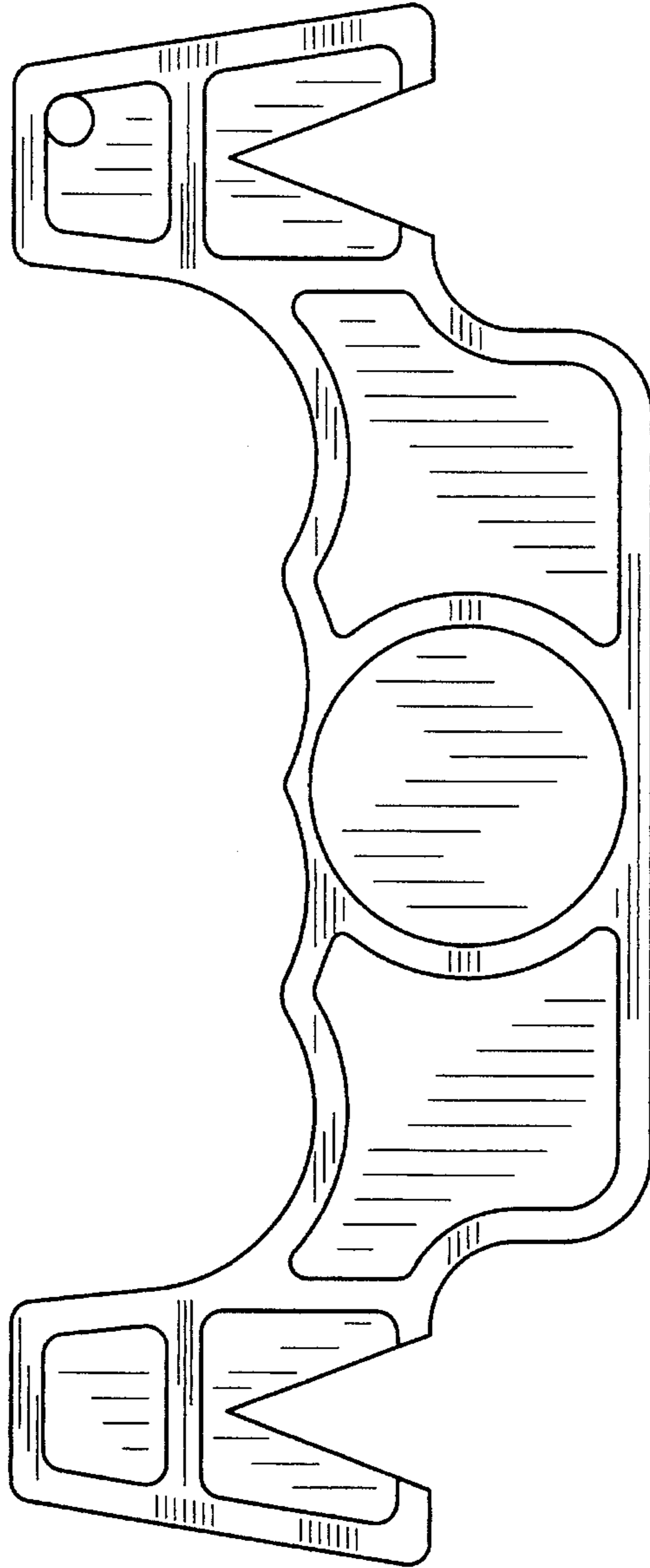


FIG. 1




FIG. 2




FIG. 4