



US00D374802S

United States Patent [19]

[11] Patent Number: **Des. 374,802**

Spirer et al.

[45] Date of Patent: ****Oct. 22, 1996**

[54] **NAIL PUNCH**

[76] Inventors: **Steven E. Spirer**, 100B Oak St., Norwood, N.J. 07648; **John A. Schneider**, 431 Ridgewood Rd., Westwood, N.J. 07675

[**] Term: **14 Years**

[21] Appl. No.: **39,337**

[22] Filed: **May 25, 1995**

[52] U.S. Cl. **D8/51**

[58] Field of Search D8/14, 51, 61, D8/75; 81/44; 227/113, 147, 149

[56] **References Cited**

U.S. PATENT DOCUMENTS

D. 200,732	3/1965	Fischer	D8/61
D. 235,966	7/1975	Olson	D8/14
1,575,582	3/1926	Joy	81/44
2,624,879	1/1953	Baird	227/147
2,666,201	1/1954	Van Orden	.	
3,163,865	1/1965	Zeter et al.	.	
4,179,058	12/1979	Yost	227/147
4,367,836	1/1983	Hodson	227/142
4,519,536	5/1985	Steigauf	227/147
4,562,948	1/1986	Floyd	227/147
4,676,424	6/1987	Meador et al.	227/147

4,901,712	2/1990	Voegell et al.	606/75
4,960,235	10/1990	Gregory	227/147
4,978,047	12/1990	Chen	227/147
5,165,588	11/1992	Rowland	227/147

FOREIGN PATENT DOCUMENTS

1114101	12/1981	Canada	227/147
1202767	1/1960	France	81/44
1123461	10/1962	France	227/147

Primary Examiner—Ted Shooman
Assistant Examiner—Adir Aronovich
Attorney, Agent, or Firm—Weingram & Zall

[57] **CLAIM**

The ornamental design for nail punch, as shown.

DESCRIPTION

FIG. 1 is a perspective view showing my new design for a nail punch;
FIG. 2 is a side elevational view of my new design;
FIG. 3 is a side elevational view of my new design opposite to that shown in FIG. 2;
FIG. 4 is an elevational view of an end of my new design;
and,
FIG. 5 is an elevational view of an opposite end of my new design to that shown in FIG. 4.

1 Claim, 1 Drawing Sheet

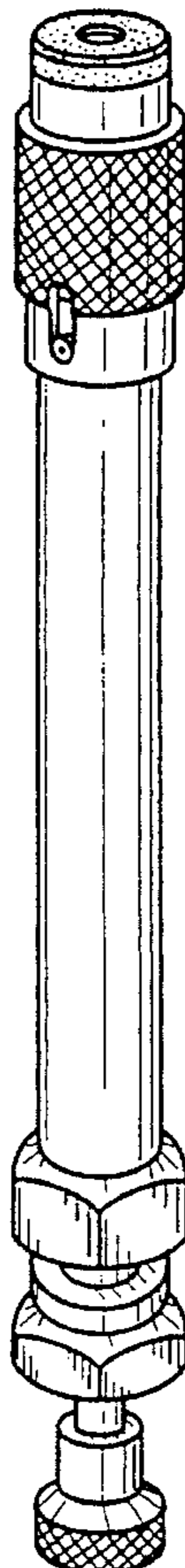


FIG. 1

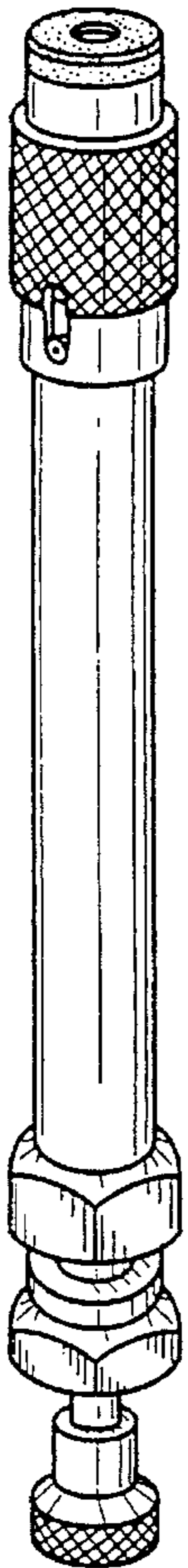


FIG. 2

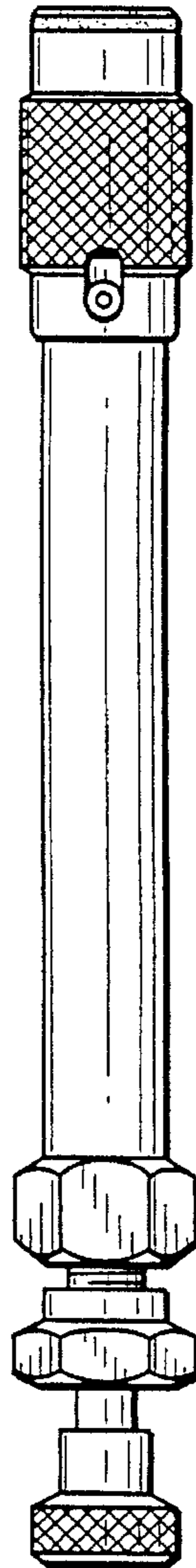


FIG. 3

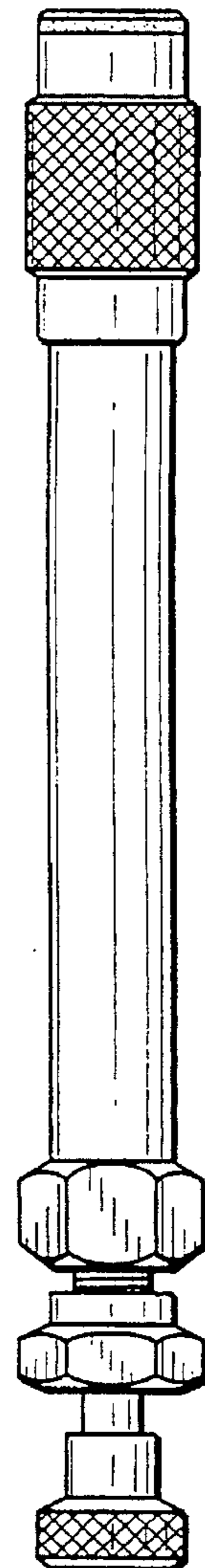


FIG. 4

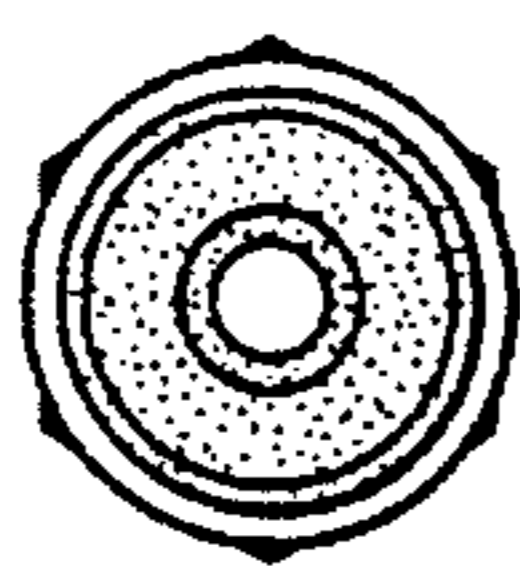


FIG. 5

