



US00D374796S

United States Patent [19]

[11] **Patent Number: Des. 374,796**

Bradley et al.

[45] **Date of Patent: **Oct. 22, 1996**

[54] **BARBEQUE GRILL RING SHELF**

D. 287,087	12/1986	Herrick	D7/396.1
4,413,745	11/1983	Stroud	D7/396.1 X
4,569,279	2/1986	Avner	99/450
4,762,114	8/1988	Blankemeyer	126/25 R X

[75] Inventors: **Kathy L. Bradley**, Mt. Washington;
Richard H. Bird; **Olden A. Dockery**,
both of Louisville, all of Ky.; **Randy A. Smitley**,
Corydon; **Calvin F. Sprinkle**, Borden, both of Ind.;
Donald T. Payne, Louisville, Ky.

Primary Examiner—Louis S. Zarfaz
Assistant Examiner—Frank Martinez
Attorney, Agent, or Firm—Middleton & Reutlinger; David W. Carrithers

[73] Assignee: **Porcelain Metals Corporation**,
Louisville, Ky.

[57] CLAIM

[**] Term: **14 Years**

The ornamental design for a barbeque grill ring shelf, as shown and described.

[21] Appl. No.: **42,483**

DESCRIPTION

[22] Filed: **Aug. 11, 1995**

[52] U.S. Cl. **D7/406**

[58] Field of Search D7/406, 409, 403;
99/413, 450; 126/39 M, 40, 42, 337 R,
25 R, 25 A

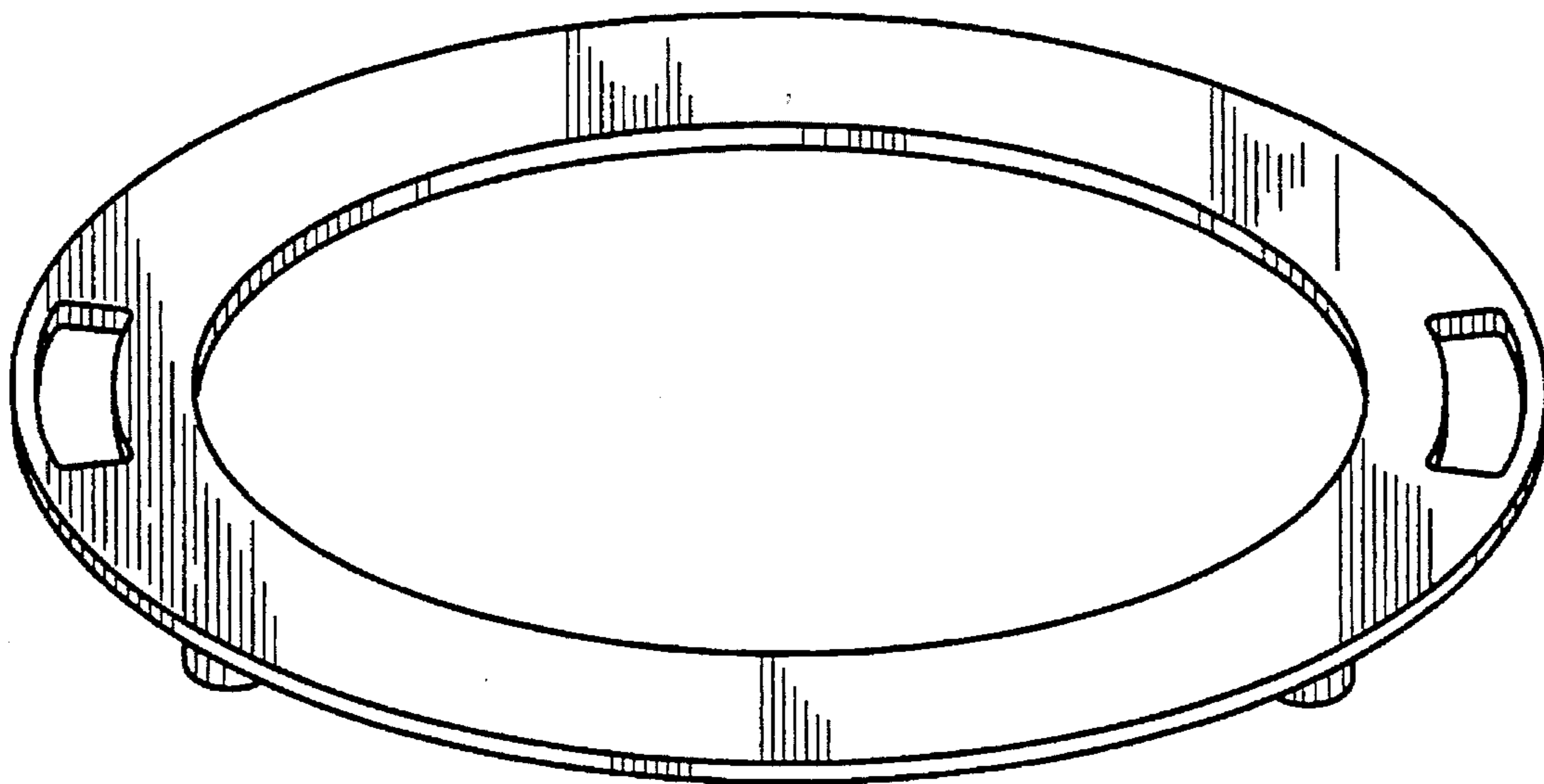
FIG. 1 is a top isometric view of a barbeque grill ring shelf, showing our new design;
FIG. 2 is a top plan view thereof;
FIG. 3 is a bottom plan view thereof;
FIG. 4 is a front elevational view the rear view being a mirror image thereof; and,
FIG. 5 is a right side elevational view, the opposite side being a mirror image thereof.

[56] References Cited

U.S. PATENT DOCUMENTS

D. 50,885 6/1917 Freid D7/396.1

1 Claim, 1 Drawing Sheet



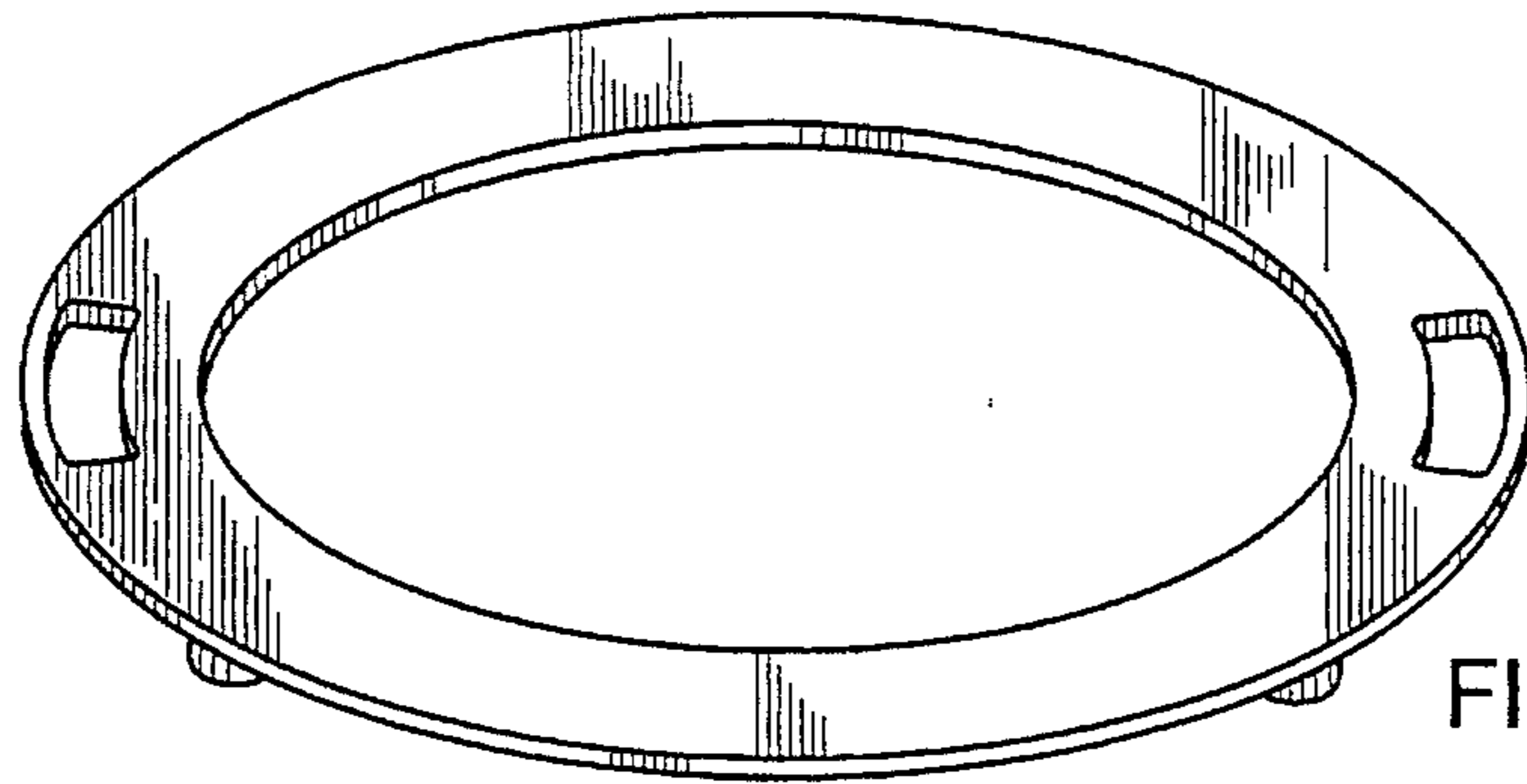


FIG. 1

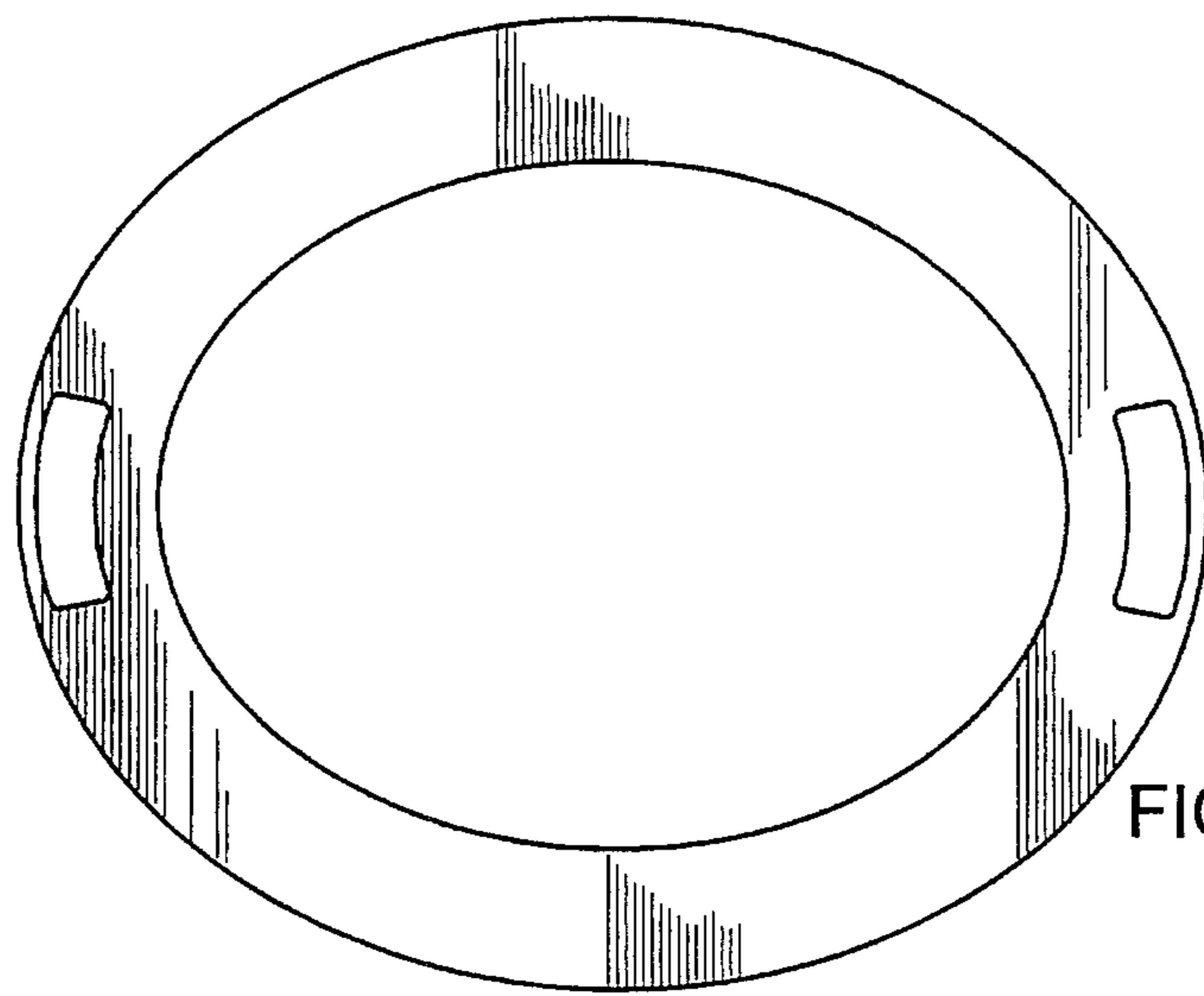


FIG. 2

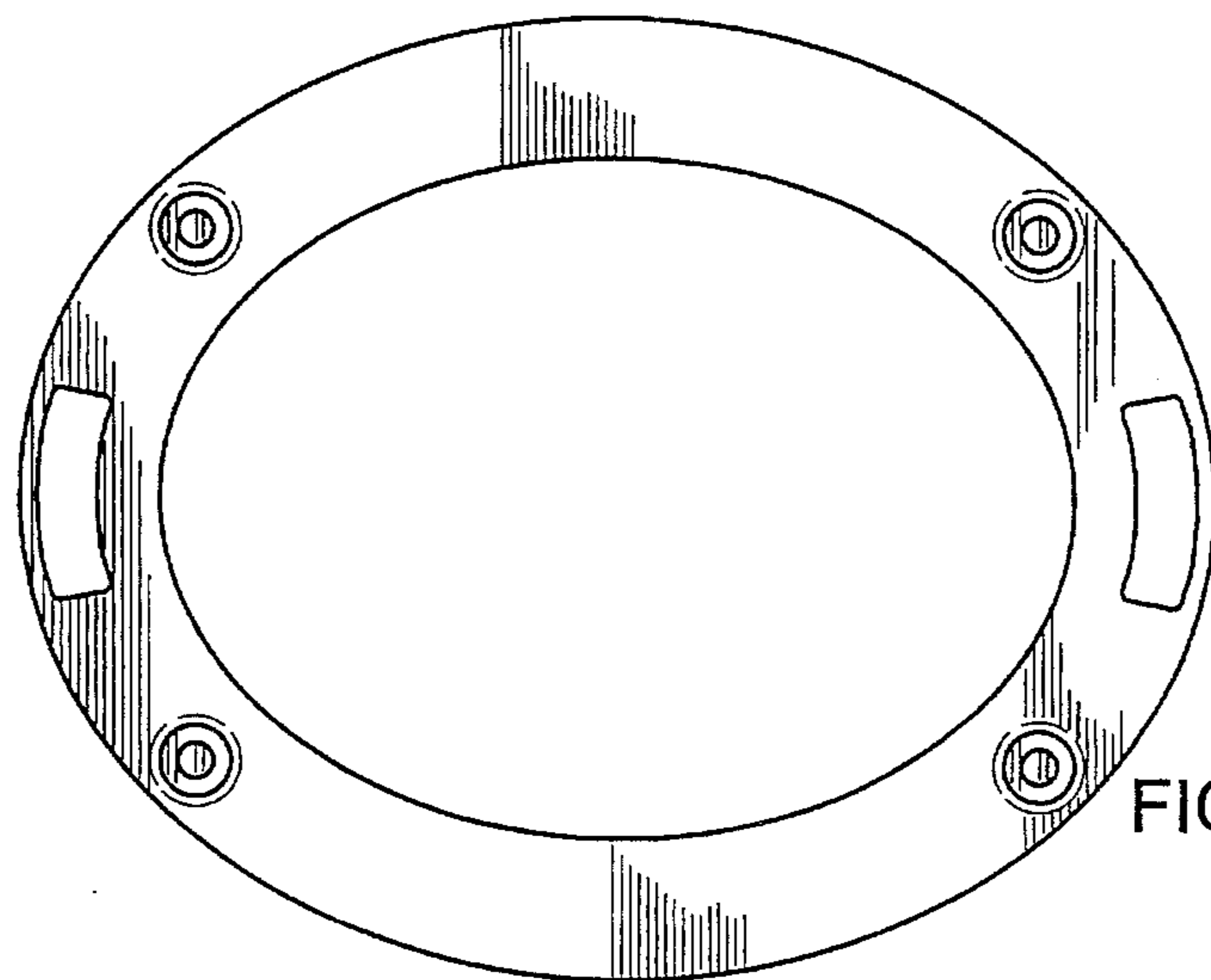


FIG. 3



FIG. 4



FIG. 5