



US00D374767S

United States Patent [19]

Leach

[11] Patent Number: **Des. 374,767**

[45] Date of Patent: ****Oct. 22, 1996**

[54] **REMOTE CONTROL HOLDER**

5,088,624 2/1992 Hackett et al. D3/230 X
5,309,328 5/1994 Lum 224/222 X

[76] Inventor: **Otis M. Leach**, 719 Gasberry La.,
Webster, N.Y. 14580

Primary Examiner—Doris V. Coles
Assistant Examiner—Catherine R. Oliver
Attorney, Agent, or Firm—Richard C. Litman

[**] Term: **14 Years**

[57] **CLAIM**

[21] Appl. No.: **34,388**

The ornamental design for a remote control holder, as shown and described.

[22] Filed: **Feb. 3, 1995**

[52] U.S. Cl. **D3/218**

DESCRIPTION

[58] Field of Search D3/218, 215, 221,
D3/230; 206/320; 224/151, 191, 218, 219,
220, 221, 222, 227, 228, 267, 901

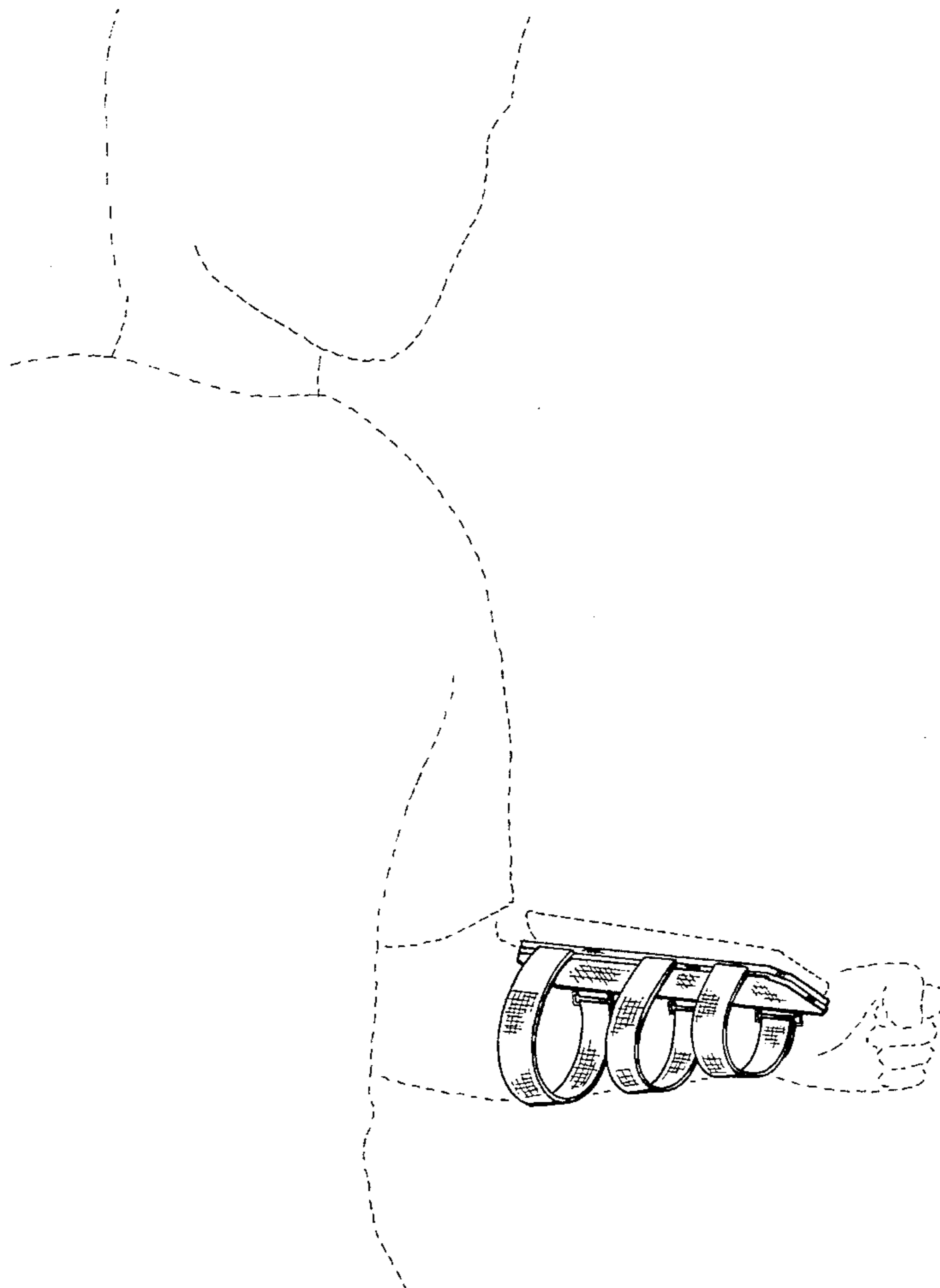
FIG. 1 is an environmental perspective view of a remote control holder showing my new design;
FIG. 2 is a front elevational view thereof, with the strap shown broken away for convenience of illustration;
FIG. 3 is a right side elevational view with the left side being a mirror image thereof, and the strap shown broken away for convenience of illustration;
FIG. 4 is a top view thereof; and,
FIG. 5 is a bottom view thereof.
The broken line showing of part of a human figure and a remote control is for illustrative purposes only and forms no part of the claimed design.
The back is plain and unornamental.

[56] **References Cited**

U.S. PATENT DOCUMENTS

| | | | | |
|------------|---------|---------------|-------|-----------|
| D. 316,166 | 4/1991 | Fullmer | | D3/221 X |
| 1,274,312 | 7/1918 | Nicoll | | 224/222 |
| 1,603,044 | 10/1926 | Gise | | 224/221 |
| 1,769,241 | 7/1930 | Stephani | | 362/103 |
| 2,176,052 | 10/1939 | Beyer | | 132/331 |
| 2,715,990 | 8/1955 | Austin | | 224/151 |
| 4,244,057 | 1/1981 | Burnham | | 2/160 |
| 4,509,667 | 4/1985 | Meldrum | | 224/222 X |
| 4,896,465 | 1/1990 | Rhodes et al. | | 451/523 |
| 5,082,229 | 1/1992 | Dahl | | 248/444.1 |

1 Claim, 3 Drawing Sheets



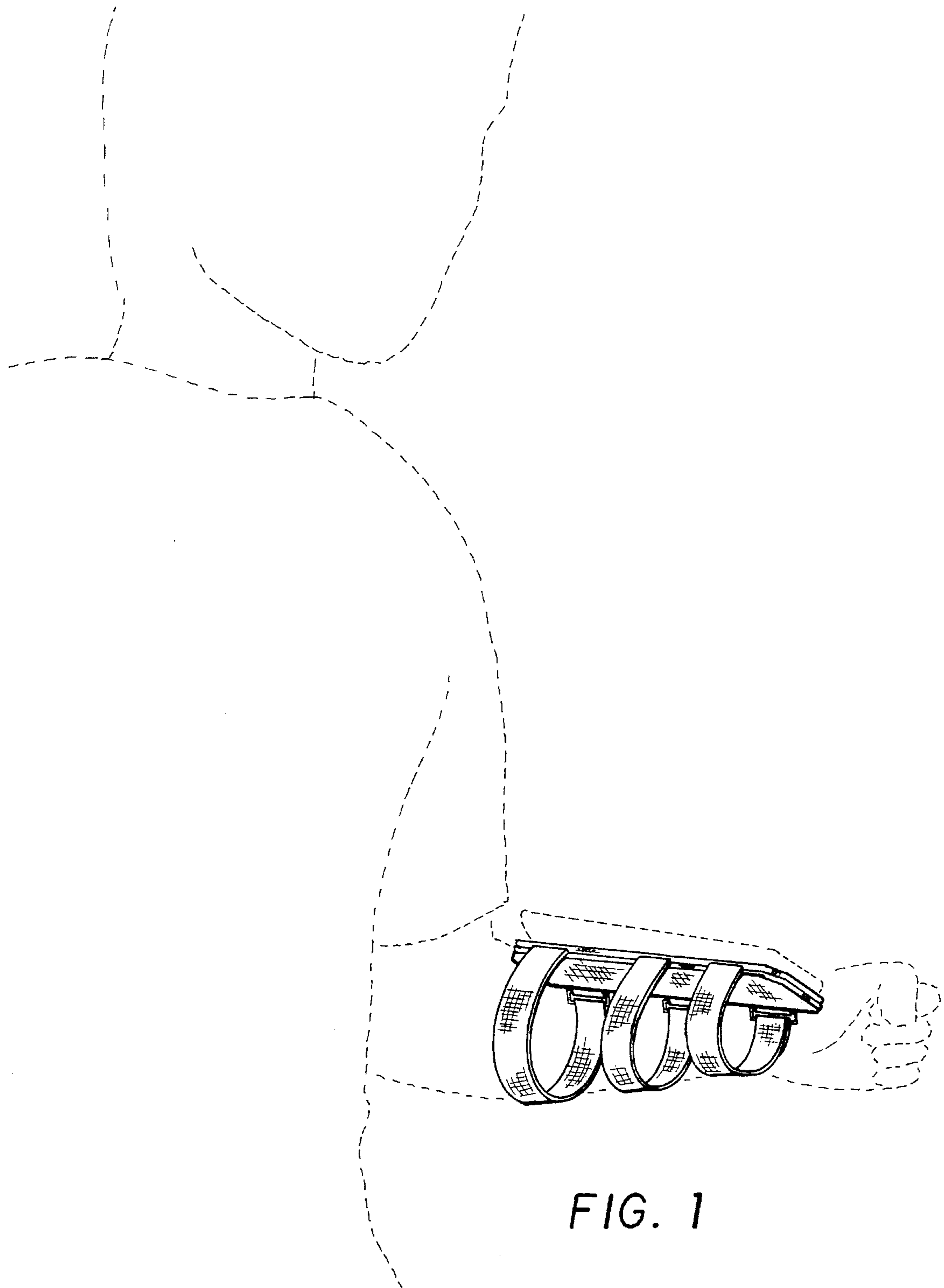


FIG. 1



FIG. 3

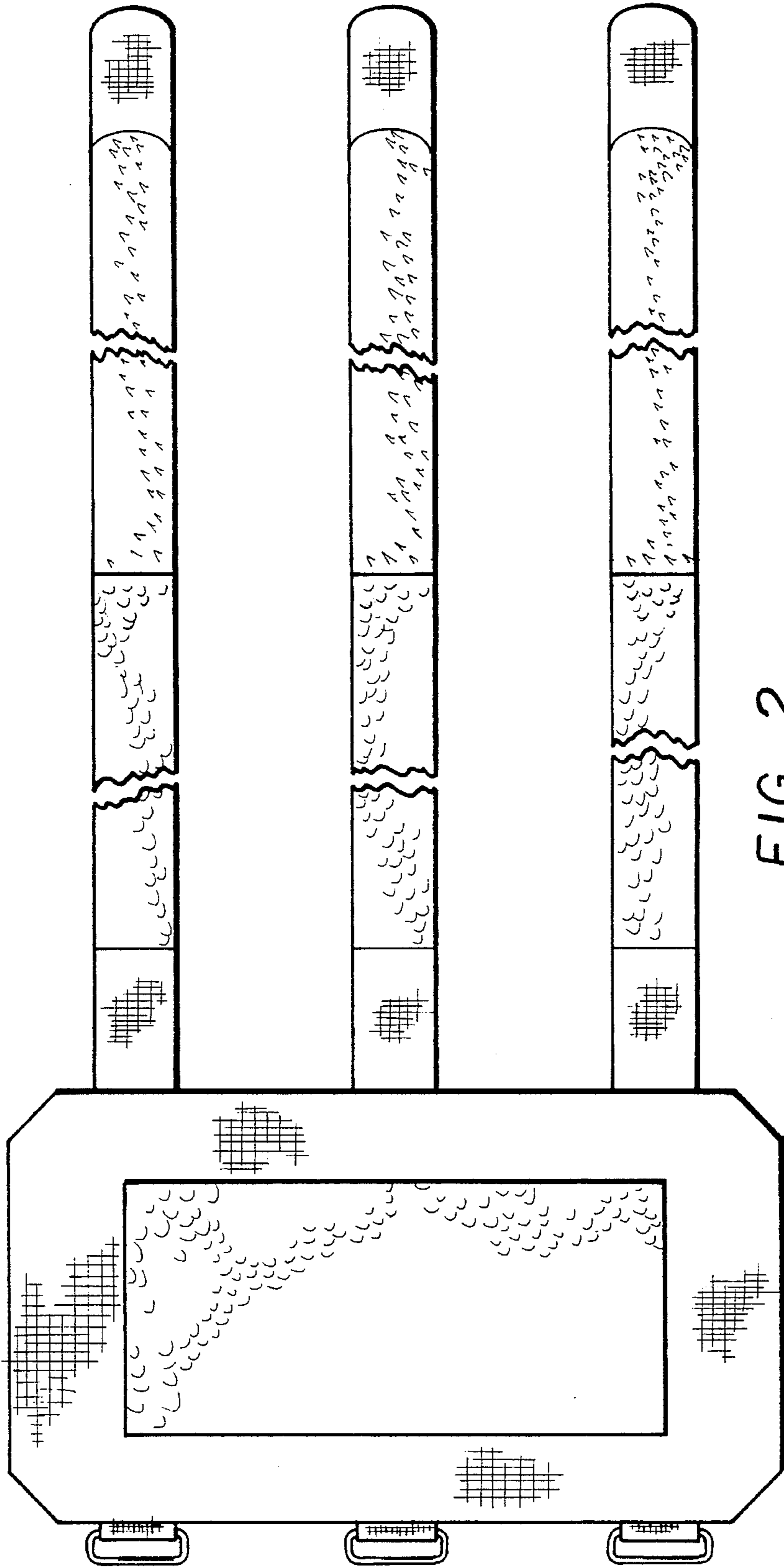


FIG. 2



FIG. 4



FIG 5