



US00D374757S

**United States Patent** [19]  
**Nevitt**

[11] **Patent Number: Des. 374,757**

[45] **Date of Patent: \*\*Oct. 22, 1996**

[54] **DRESS TIE**

[76] Inventor: **Bryant D. Nevitt**, 4451 Acorn Ct.,  
Yorba Linda, Calif. 92688

[\*\*] Term: **14 Years**

[21] Appl. No.: **25,914**

[22] Filed: **Jul. 15, 1994**

[52] U.S. Cl. .... **D2/605**

[58] Field of Search ..... D2/500, 600, 605;  
2/144, 145, 146, 147, 152.1, 153

[56] **References Cited**

**U.S. PATENT DOCUMENTS**

D. 65,524	9/1924	Friedman	.....	D2/605
D. 239,577	4/1976	Slocum	.....	D2/605
2,163,857	6/1939	Smith	.....	D2/605 X
2,179,133	11/1939	Rehor	.....	2/146
2,184,737	12/1939	Fallar	.....	D2/605 X
4,694,509	9/1987	Grubman	.....	2/144

*Primary Examiner*—Paula A. Mortimer

*Attorney, Agent, or Firm*—Gene Scott

[57] **CLAIM**

The ornamental design for a dress tie, as shown and described.

**DESCRIPTION**

FIG. 1A is a rear elevational view of the lower portion of a

dress tie shown broken away for ease of illustration showing my new design;

FIG. 1B is a rear elevational view of the upper portion thereof;

FIG. 2A is a front elevational view of the lower portion thereof;

FIG. 2B is a rear elevational view of the upper portion thereof;

FIG. 3A is a right side elevational view of the lower portion thereof;

FIG. 3B is a left side elevational view of the upper portion thereof;


FIG. 4A is a left side elevational view of the lower portion thereof;

FIG. 4B is a left side elevational view of the upper portion thereof;

FIG. 5 is a bottom plan view of the lower portion of FIG. 2A; and,

FIG. 6 is a bottom plan view of the upper portion of FIG. 2B.

**1 Claim, 2 Drawing Sheets**



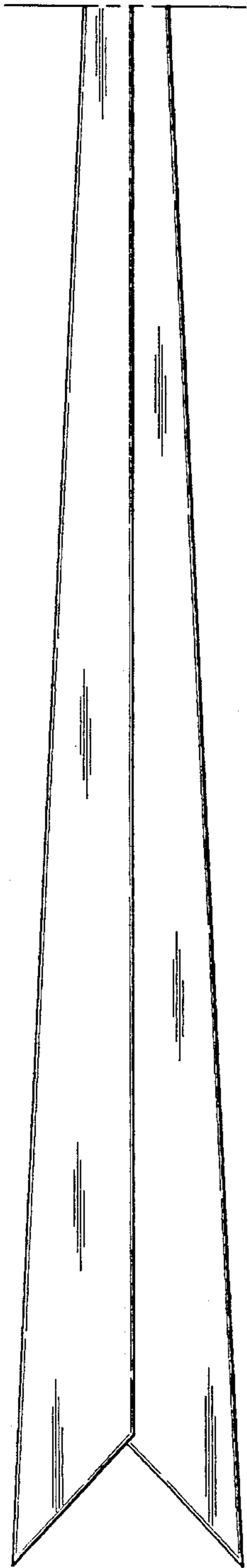


FIG. 1A

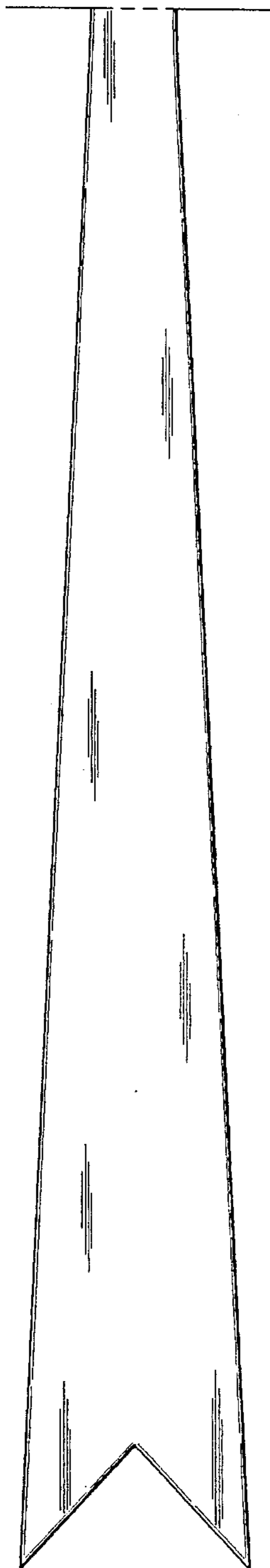


FIG. 2A

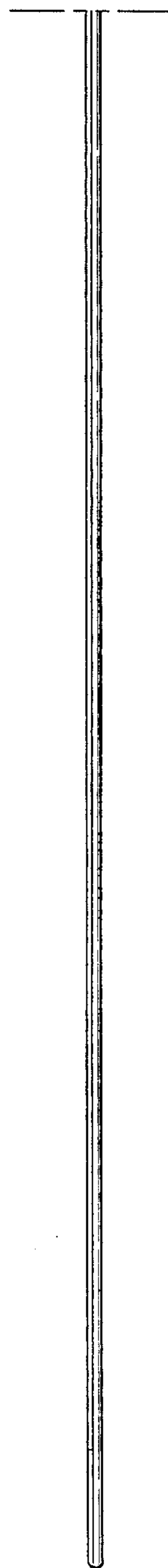


FIG. 3A

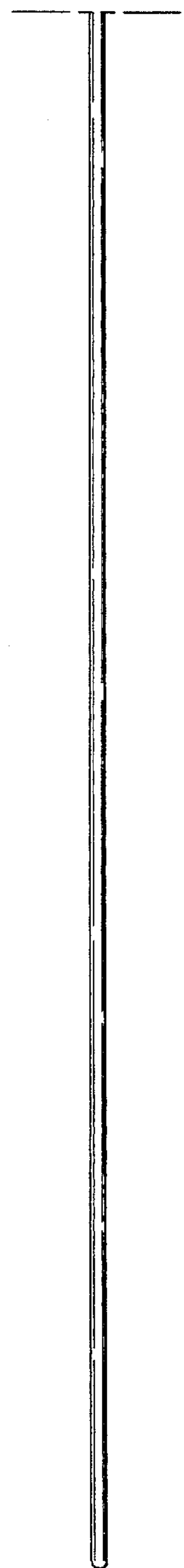


FIG. 4A



FIG. 5



FIG. 6

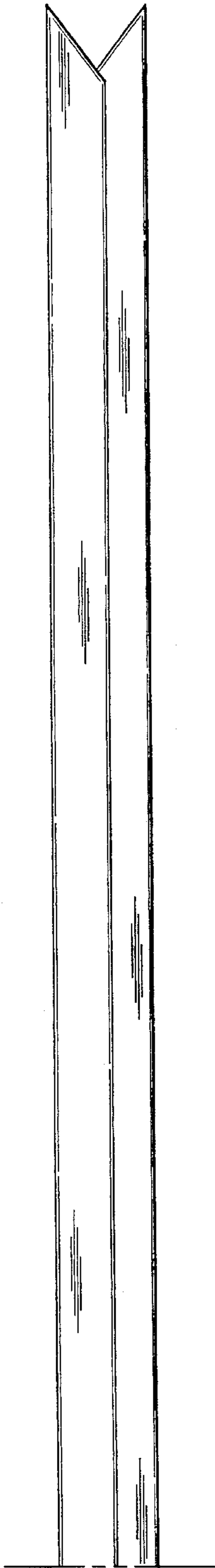


FIG. 1B




FIG. 2B

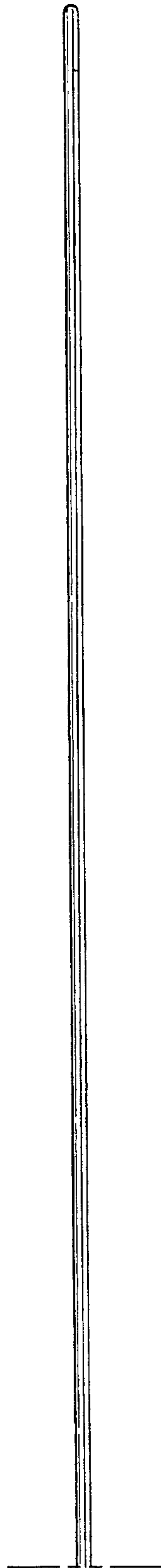


FIG. 3B

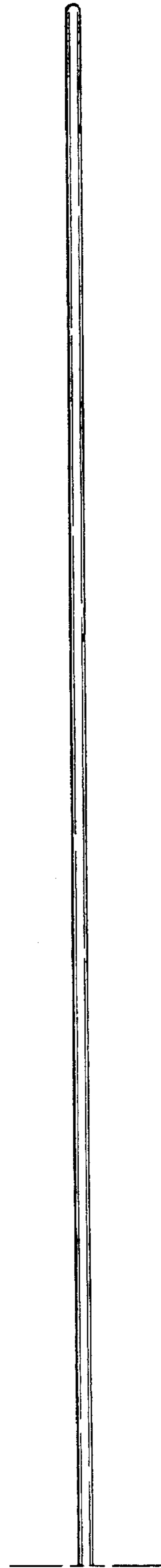


FIG. 4B