



US00D374710S

United States Patent [19]
Gustafsson

[11] **Patent Number: Des. 374,710**
[45] **Date of Patent: **Oct. 15, 1996**

[54] **SEALING RING**
[75] **Inventor: Leif Gustafsson, Värnamo, Sweden**
[73] **Assignee: Forsheda AB, Forsheda, Sweden**
[**] **Term: 14 Years**

D. 351,459 10/1994 Andersson D23/269
4,421,330 12/1983 Burke 277/165 X
4,818,209 4/1989 Petersson et al. 277/165 X

FOREIGN PATENT DOCUMENTS

49430 3/1991 Sweden .
52257 8/1992 Sweden .

[21] **Appl. No.: 25,811**
[22] **Filed: Jul. 12, 1994**

Primary Examiner—Louis S. Zarfes
Assistant Examiner—Eric Watterson
Attorney, Agent, or Firm—Baker & Daniels

[30] **Foreign Application Priority Data**

[57] **CLAIM**

Jan. 25, 1994 [SE] Sweden 940184
[52] **U.S. Cl. D23/269**
[58] **Field of Search D23/269, 259,**
D23/393; D21/198, 86; 277/207 A, 165,
DIG. 2, 227; 285/231

The design of a sealing ring, as shown and described.

DESCRIPTION


[56] **References Cited**

FIG. 1 is an elevational view of a sealing ring showing my new design;
FIG. 2 is a top view thereof;
FIG. 3 is a bottom view thereof; and,
FIG. 4 is an enlarged cross-sectional view thereof taken along line 4—4 in FIG. 2.

U.S. PATENT DOCUMENTS

D. 330,073 10/1992 Volls D23/269
D. 347,885 6/1994 Gustafsson D23/269

1 Claim, 2 Drawing Sheets






FIG. 1

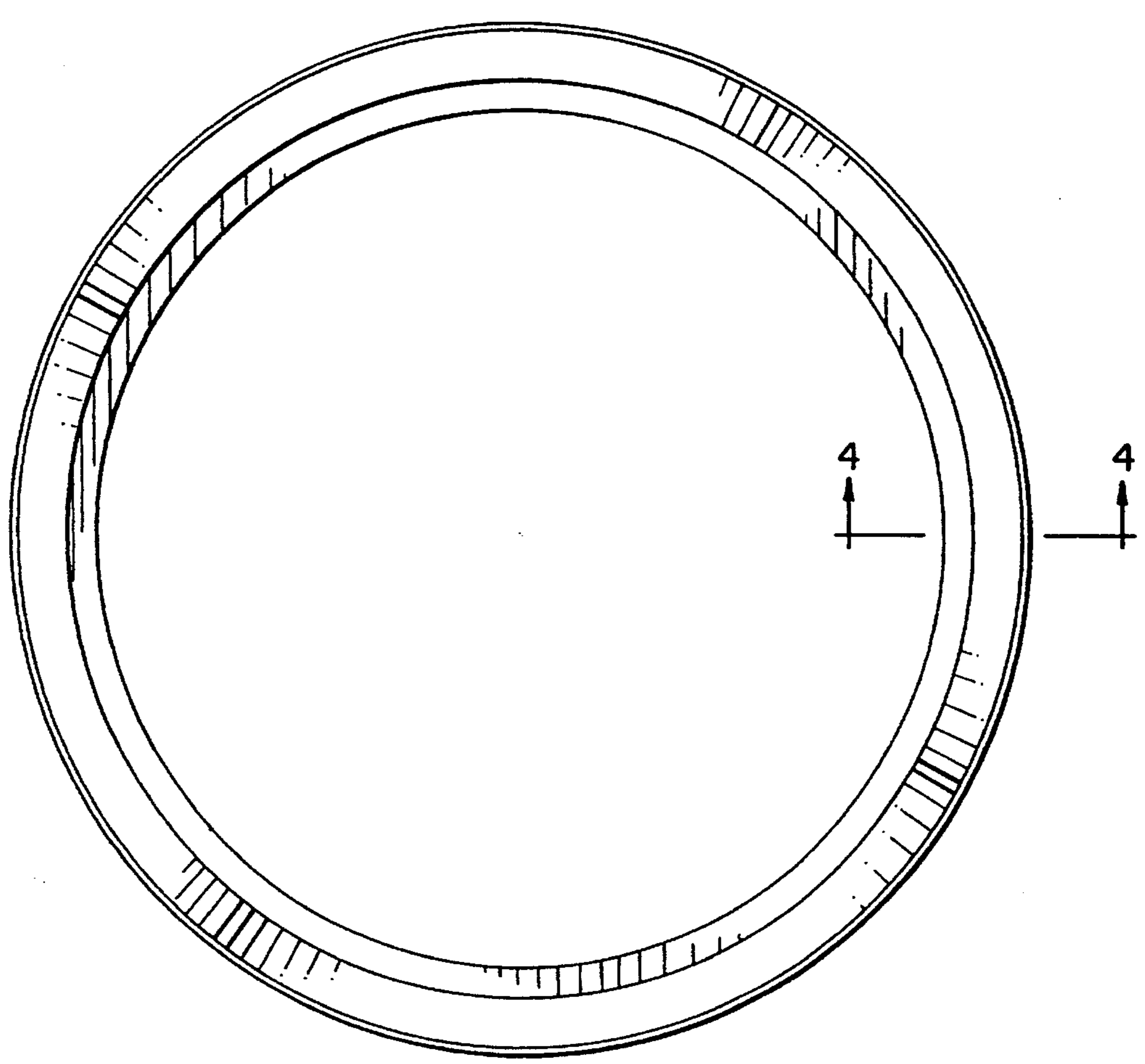


FIG. 2

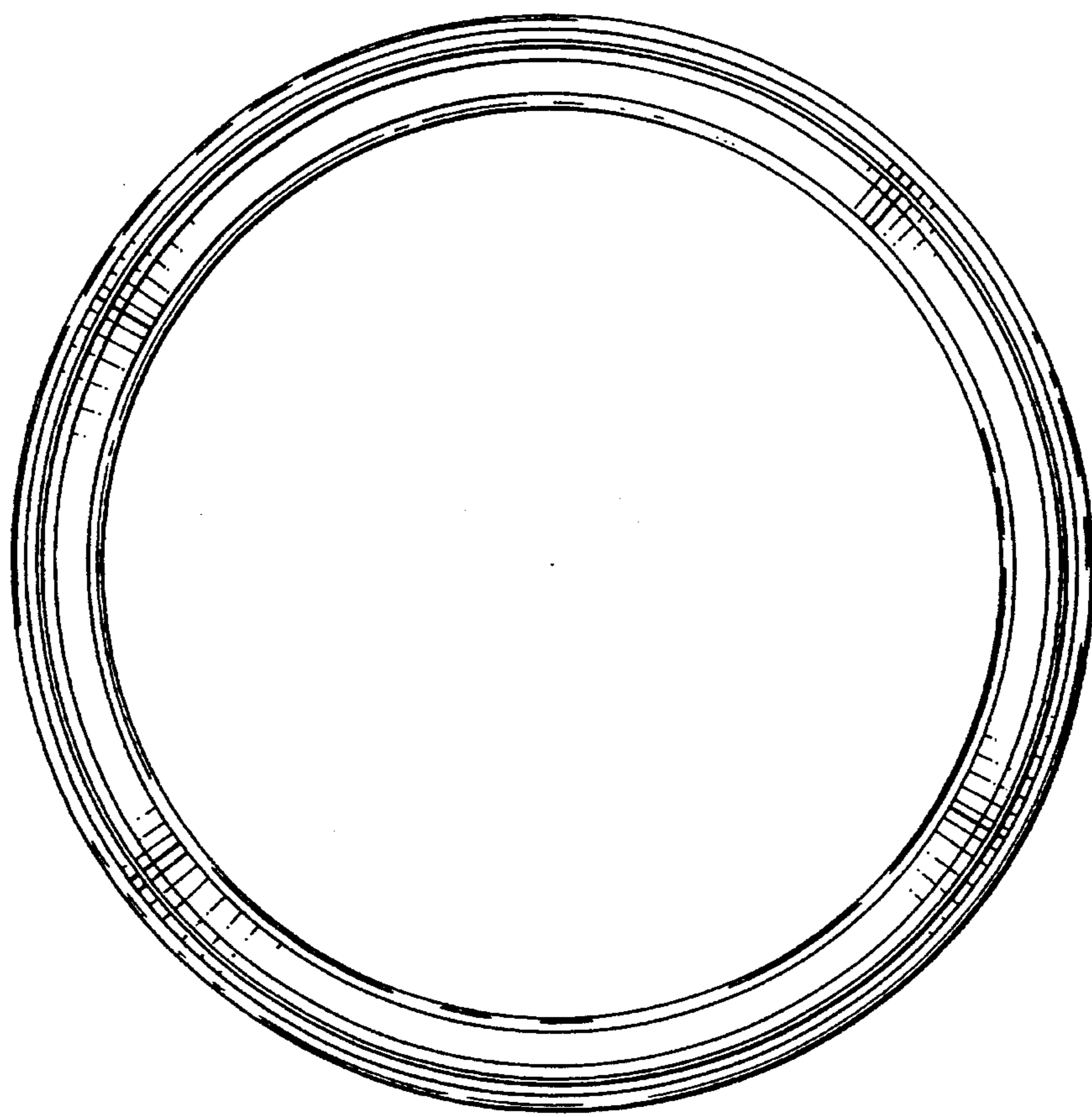


FIG. 3

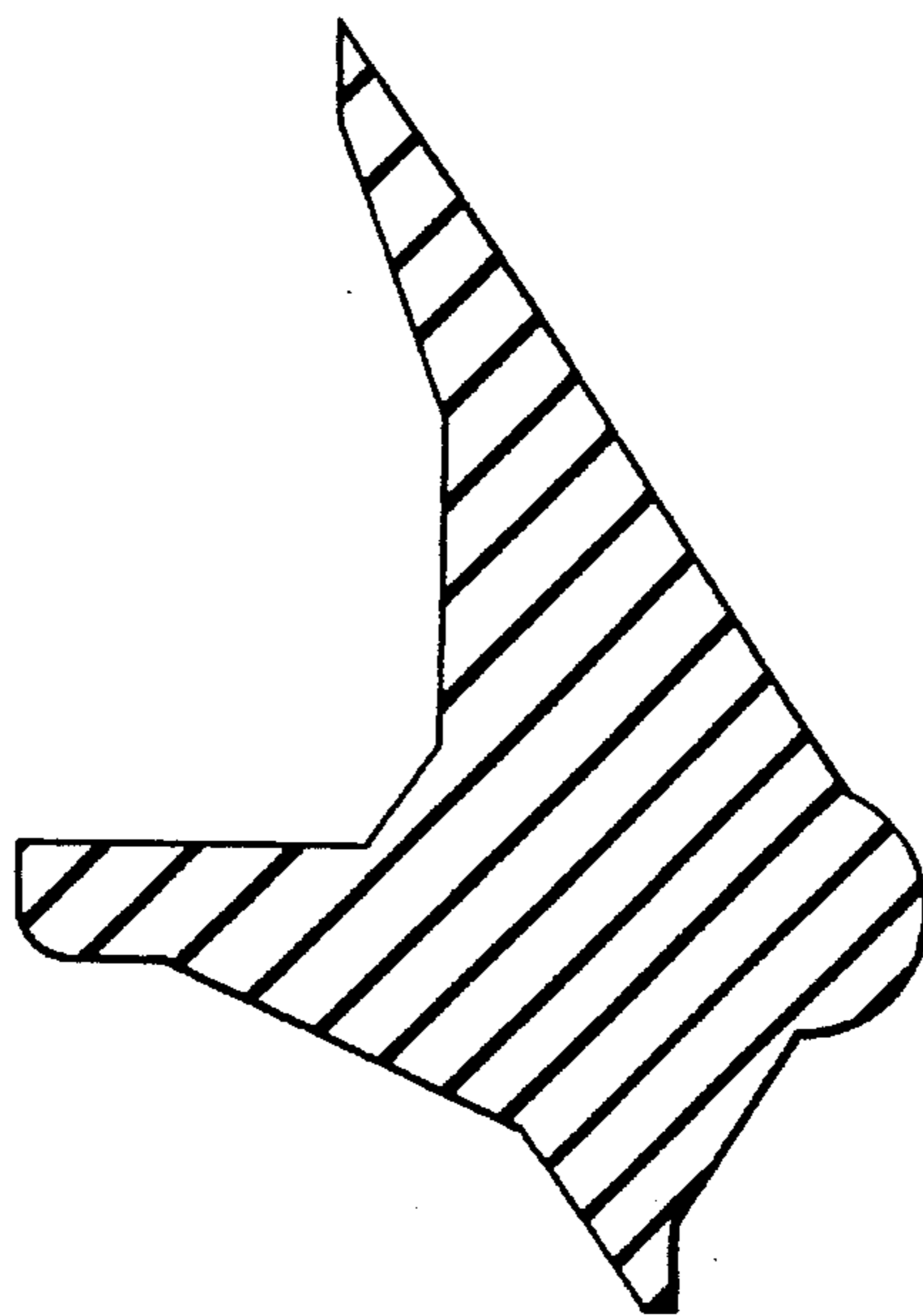


FIG. 4