



US00D374688S

# United States Patent [19]

[11] Patent Number: **Des. 374,688**

**Furlong**

[45] Date of Patent: **\*\*\* Oct. 15, 1996**

[54] **CONCAVE MULTI-LEVEL CHESS BOARD**

[76] Inventor: **Craig T. Furlong**, 17901 Bell Cir., Apt. C, Huntington Beach, Calif. 92647

[\*] Notice: The portion of the term of this patent subsequent to Jun. 25, 2010, has been disclaimed.

[\*\*] Term: **14 Years**

[21] Appl. No.: **26,618**

[22] Filed: **Aug. 1, 1994**

[52] U.S. Cl. .... **D21/23; D21/24**

[58] Field of Search ..... **D21/14-36; 273/236-285**

[56] **References Cited**

**U.S. PATENT DOCUMENTS**

D. 215,103	9/1969	Stevens	.....	D21/23
D. 221,390	8/1971	Skillman	.....	D21/23
D. 223,939	6/1972	Palazzolo	.....	D21/23

D. 228,775	10/1973	Randell	.....	D21/20
D. 259,644	6/1981	Israel et al.	.....	D21/23
D. 267,023	11/1982	Bowser	.....	D21/23
D. 321,536	11/1991	DeMarco	.....	D21/23
4,179,127	12/1979	Goodman	.....	273/241
5,048,840	9/1991	Johnson, Jr.	.....	273/241
5,358,252	10/1994	McPhaul	.....	D21/23

*Primary Examiner*—Sandra L. Morris  
*Attorney, Agent, or Firm*—William L. Chapin

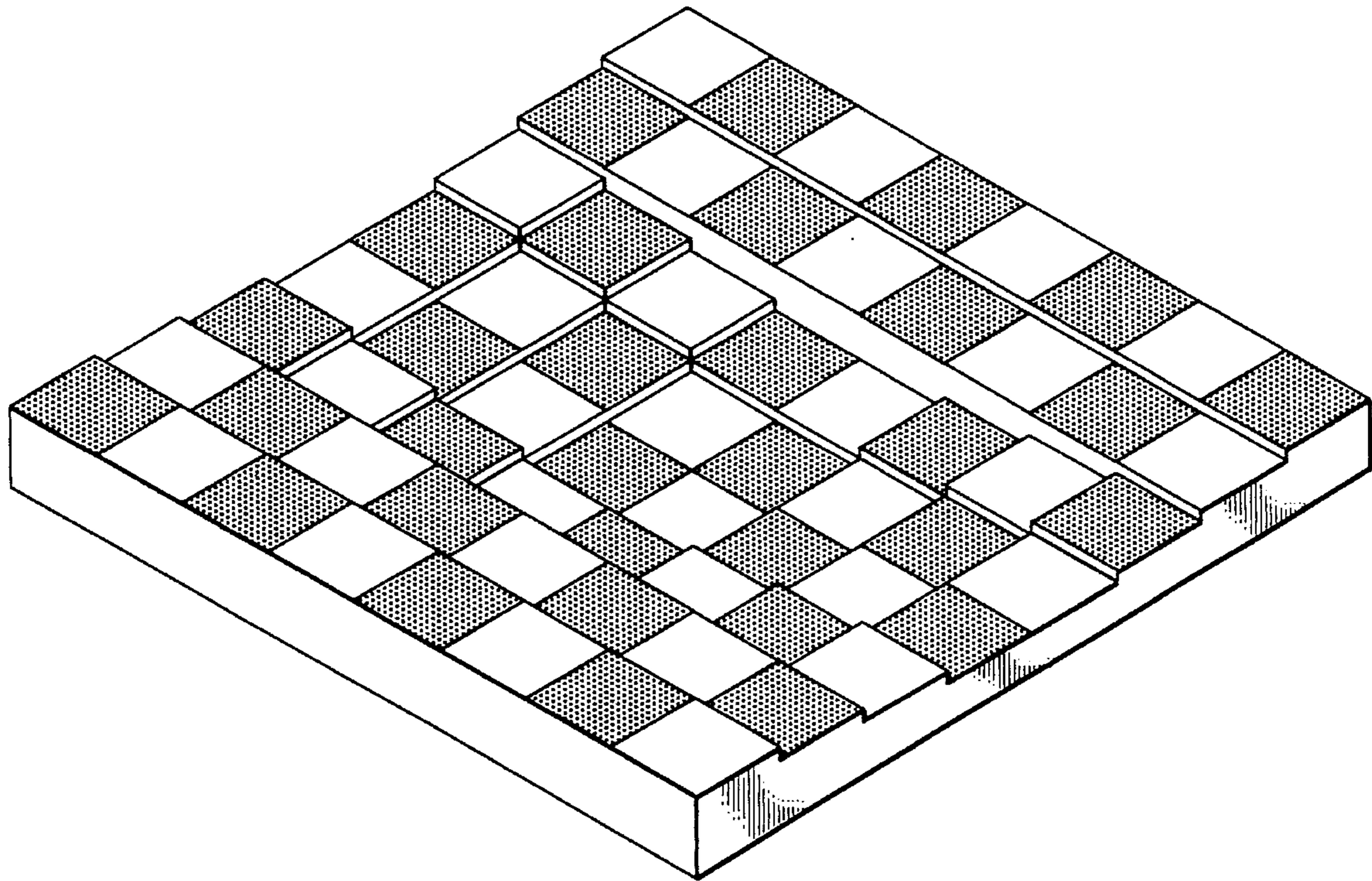
[57] **CLAIM**

The ornamental design for a concave multi-level chess board, as shown and described.

**DESCRIPTION**

FIG. 1 is a perspective view of a concave multi-level chess board according to the present invention; FIG. 2 is a right-side elevation view thereof; and, FIG. 3 is a left-side elevation view thereof. The bottom is plain and unornamented.

**1 Claim, 1 Drawing Sheet**



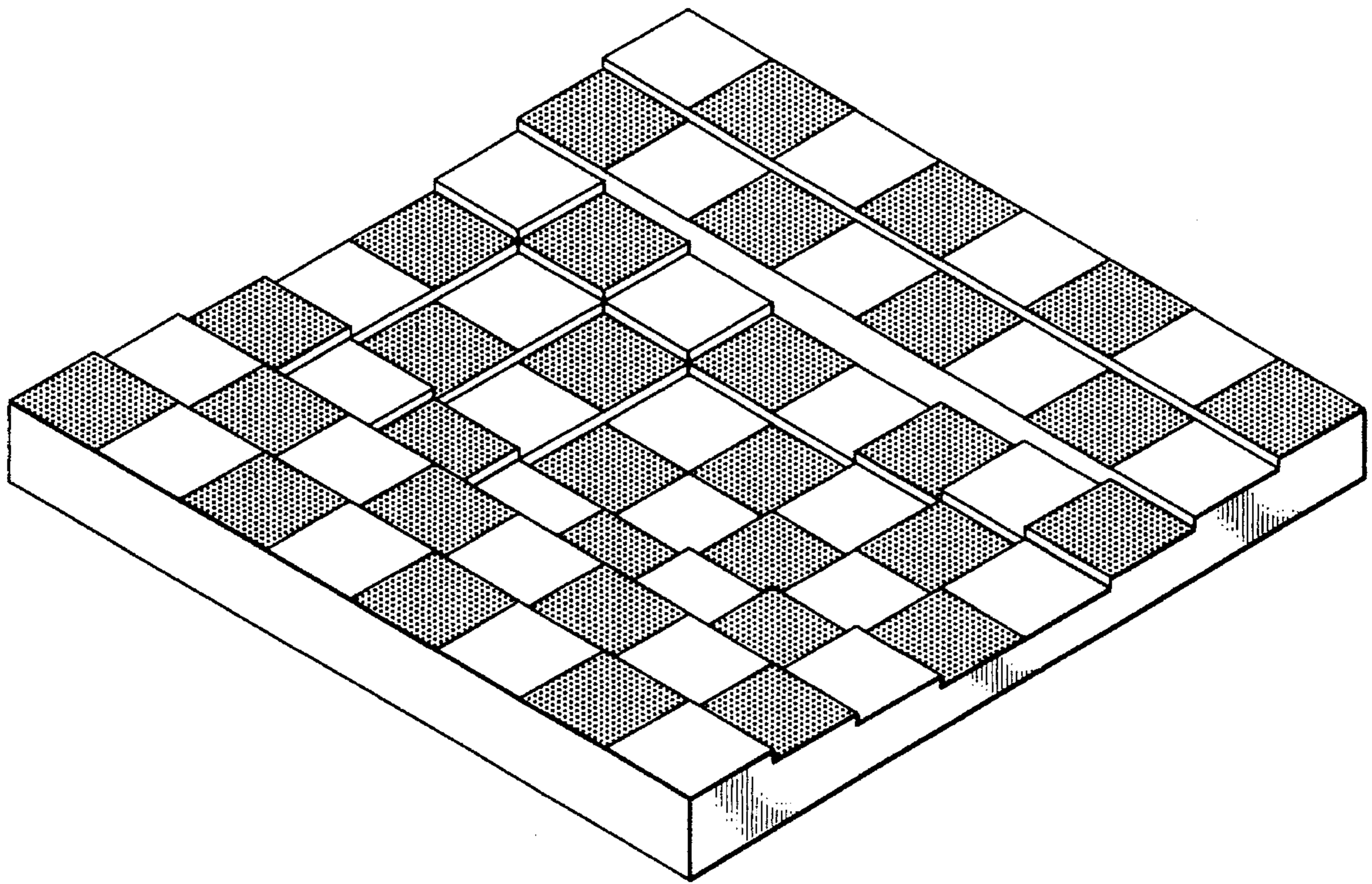


FIG. 1



FIG. 2




FIG. 3