



US00D374686S

United States Patent [19]

[11] Patent Number: **Des. 374,686**

Likins et al.

[45] Date of Patent: ***** Oct. 15, 1996**

[54] ENGRAVER

5,392,501 2/1995 Sonnek 29/27 C

[75] Inventors: **Robert D. Likins**, Willmington; **Larry D. Lucous**, Beavercreek, both of Ohio

FOREIGN PATENT DOCUMENTS

2631571	11/1989	France	29/27 R
129189	1/1978	Germany	.	
204871A	12/1983	Germany	.	
3619341	3/1987	Germany	.	
780964	11/1980	U.S.S.R.	.	
WO8902339	3/1989	WIPO	.	

[73] Assignee: **Ohio Electronic Engravers, Inc.**, Dayton, Ohio

[*] Notice: The portion of the term of this patent subsequent to Jan. 9, 2010, has been disclaimed.

OTHER PUBLICATIONS

[**] Term: **14 Years**

M-Soo System Brochure of Assignee, Ohio Electronic Engravers, Inc., 1992.

[21] Appl. No.: **42,959**

Photograph of Prior Engraver of Assignee, Ohio Electronic Engravers, Inc (undated).

[22] Filed: **Aug. 21, 1995**

Brochure Entitled "Super Polish Master", MDC Max Dätwler AG, Flugplatz, CH-3368 Bleienbach/Schweiz, 5 pgs. (undated).

Related U.S. Application Data

[63] Continuation-in-part of Ser. No. 16,023, Dec. 3, 1993, Pat. No. Des. 366,061.

Primary Examiner—Louis S. Zarfaz

Assistant Examiner—Frank Martinez

[52] U.S. Cl. **D18/57**

Attorney, Agent, or Firm—Jacox, Meckstroth & Jenkins

[58] Field of Search D18/57; D15/130; 29/27 R, 27 C, 28; 82/117; 101/150, 170; 74/608

[57] CLAIM

The ornamental design for an engraver, as shown and described.

[56] References Cited

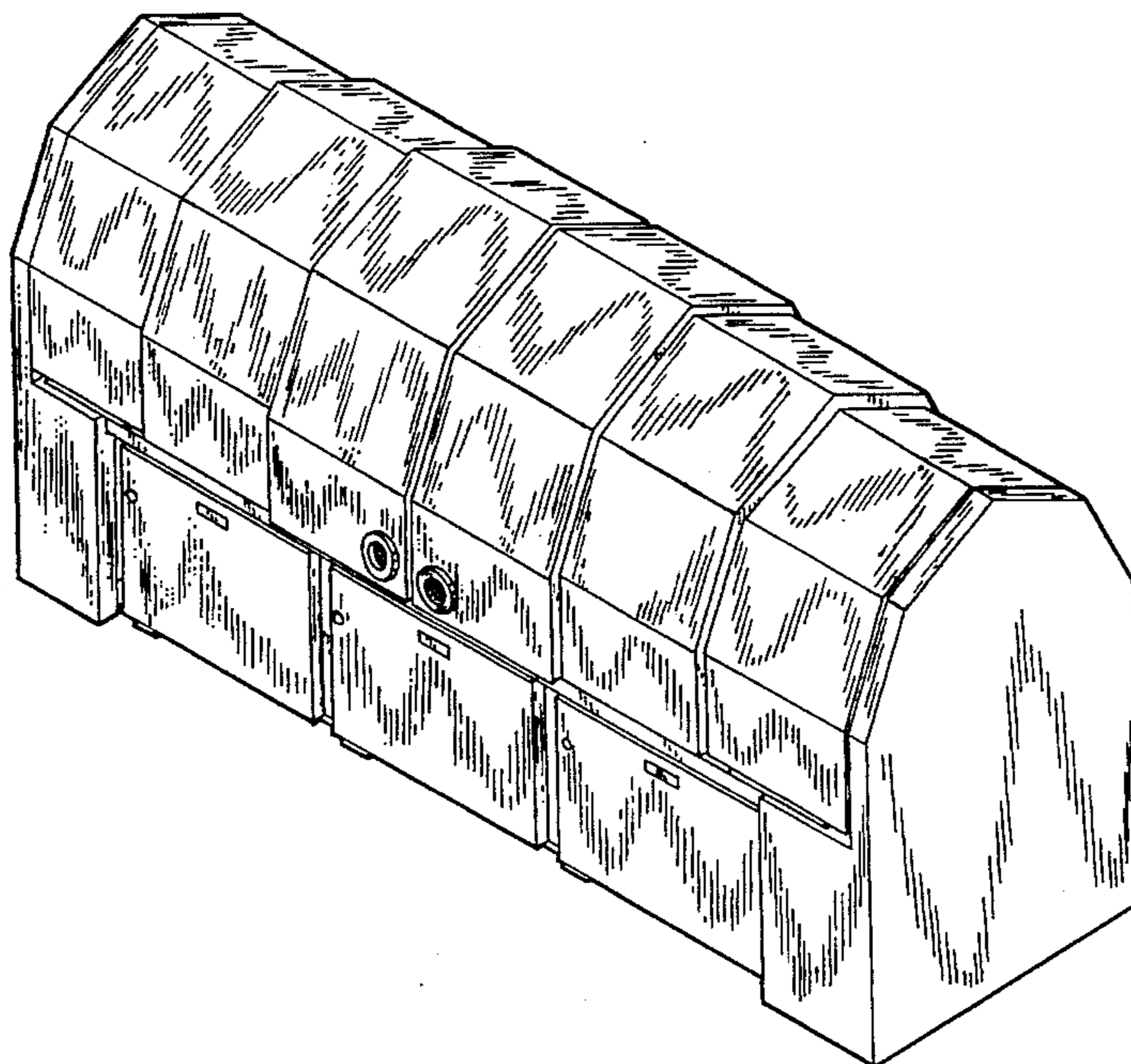
DESCRIPTION

U.S. PATENT DOCUMENTS

D. 265,204	6/1982	Turchan et al.	D15/130
D. 344,963	3/1994	Lawhorn	D15/130
D. 350,982	9/1994	Joye	D18/57
4,576,069	3/1986	Bazuin	.	
4,673,076	6/1987	Mattson	.	
4,677,718	7/1987	Babel	.	
4,685,361	8/1987	Myers	74/608
5,054,176	10/1991	Wachter	.	
5,178,499	1/1993	Umeda et al.	.	
5,217,335	6/1993	Houchens, Jr. et al.	.	
5,265,497	11/1993	Curless	.	
5,367,754	11/1994	Shehan et al.	29/27 C

FIG. 1 is a perspective view of an engraver;
FIG. 2 is a top view of the engraver shown in FIG. 1;
FIG. 3 is a front view of the engraver shown in FIG. 1;
FIG. 4 is a rear view of the engraver shown in FIG. 1;
FIG. 5 is a right-side view of the engraver shown in FIG. 1;
FIG. 6 is a left-side view of the engraver shown in FIG. 1;
and,
FIG. 7 is a bottom plan view of the engraver shown in FIG. 1.

1 Claim, 6 Drawing Sheets



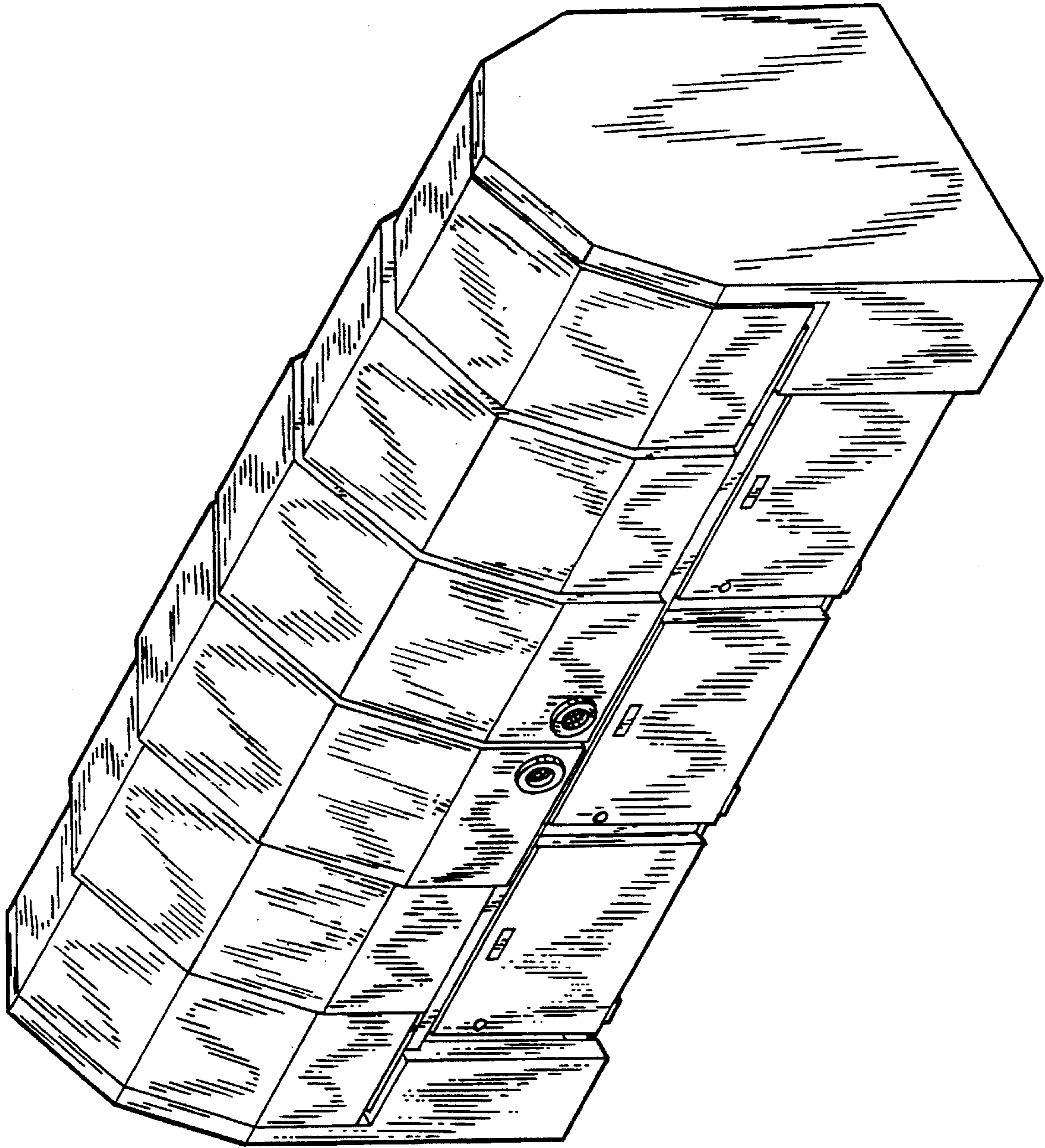


FIG - 1




FIG-2

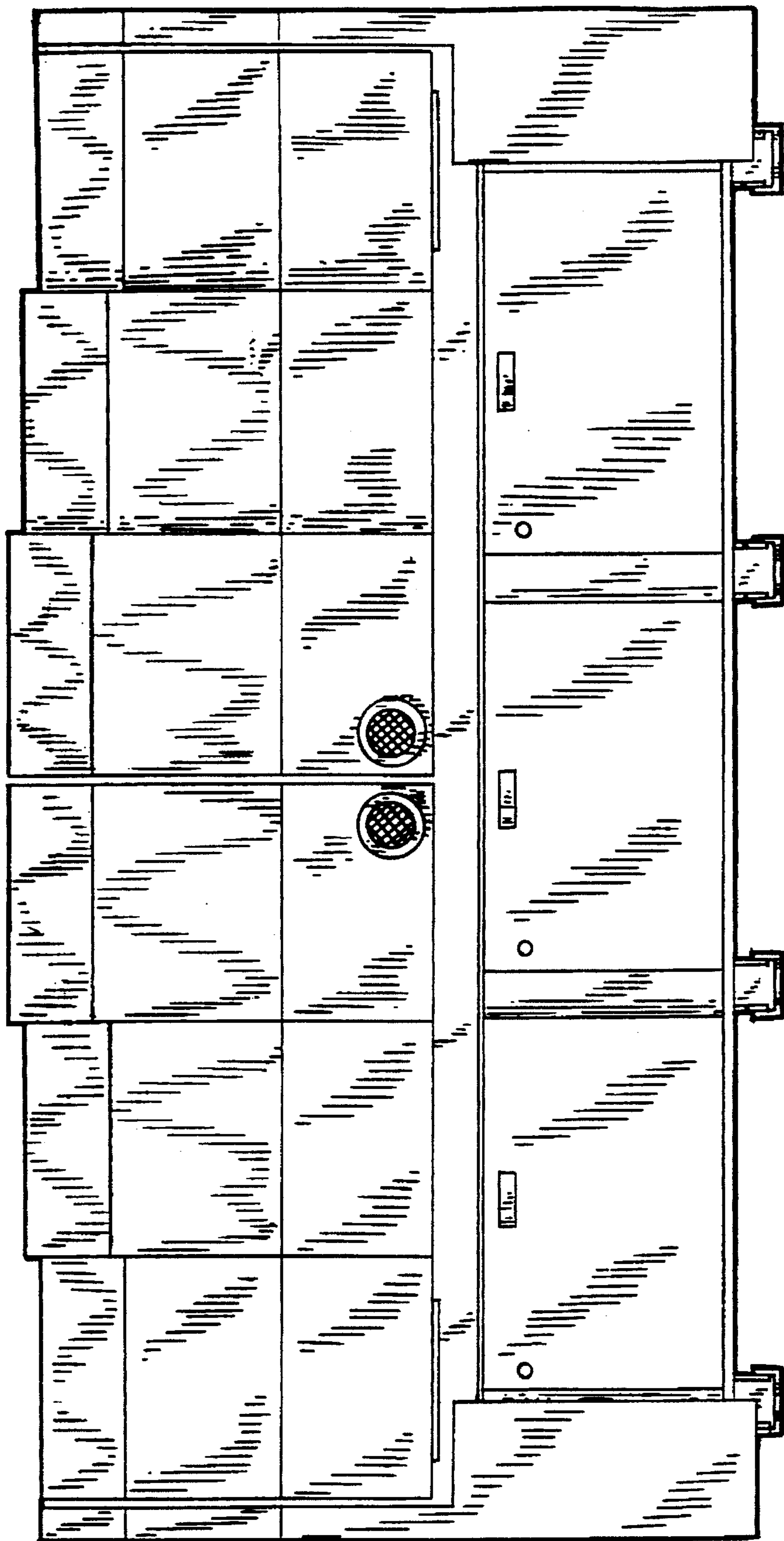


FIG-3

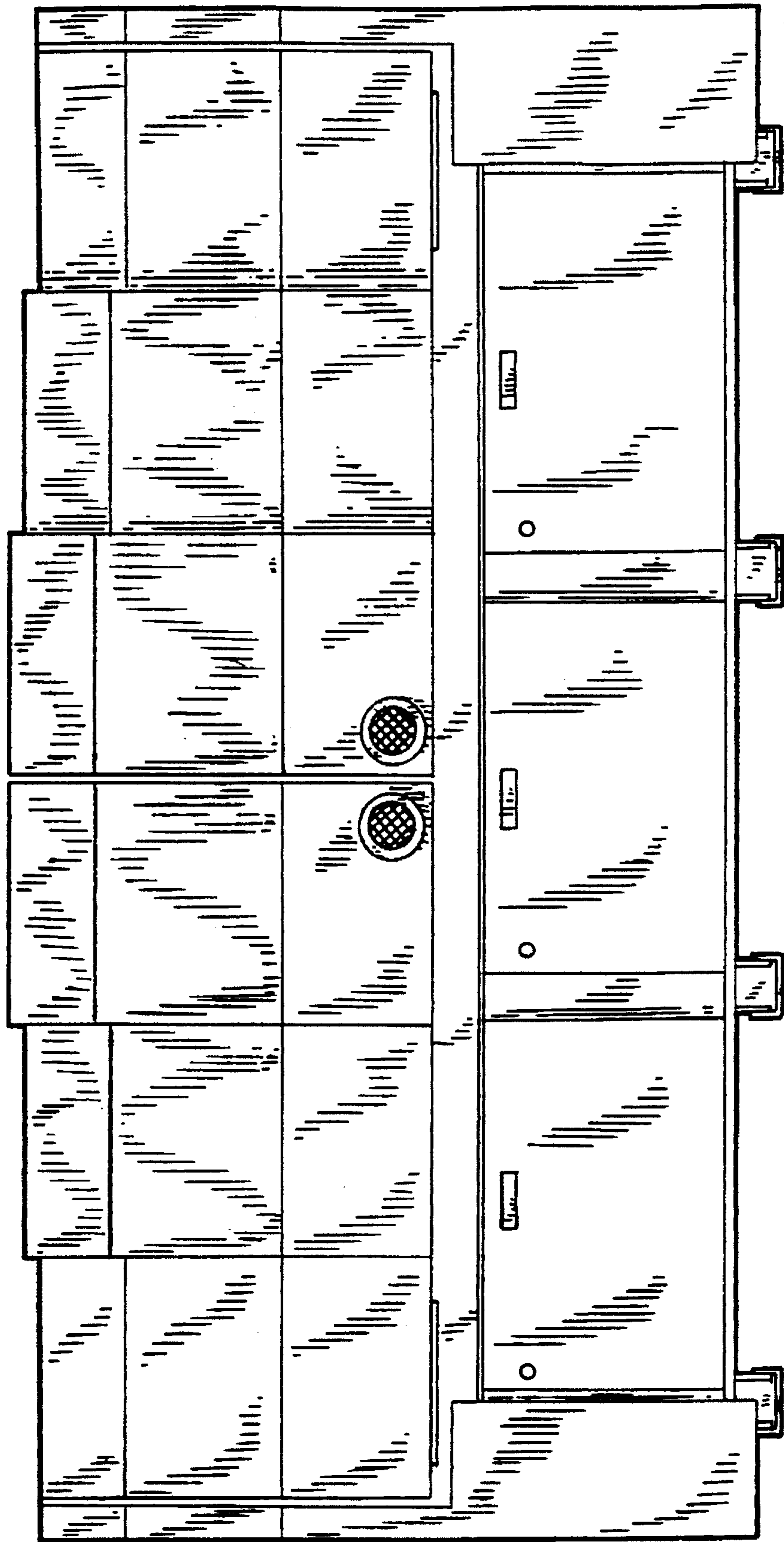


FIG-4

FIG-6

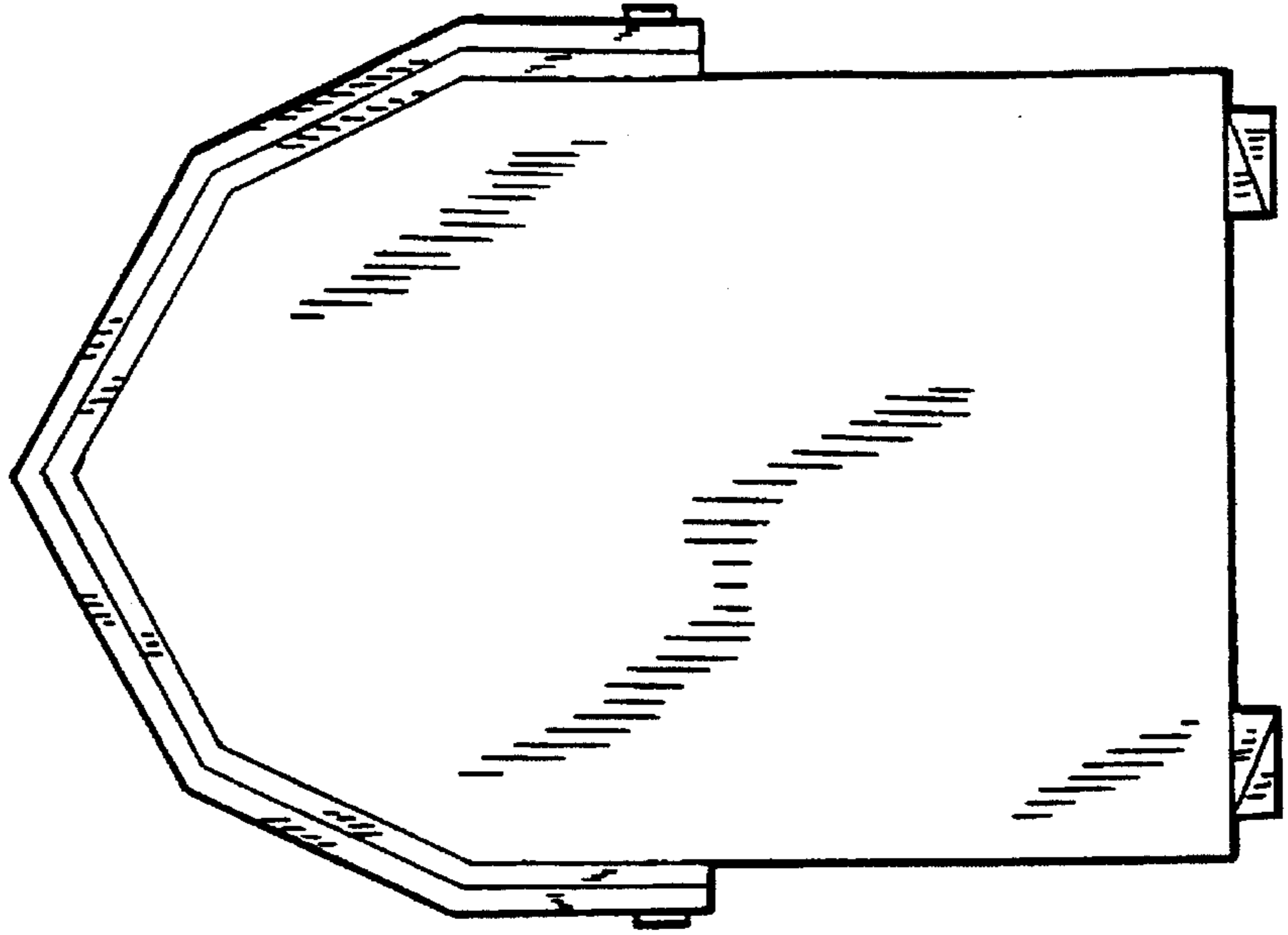
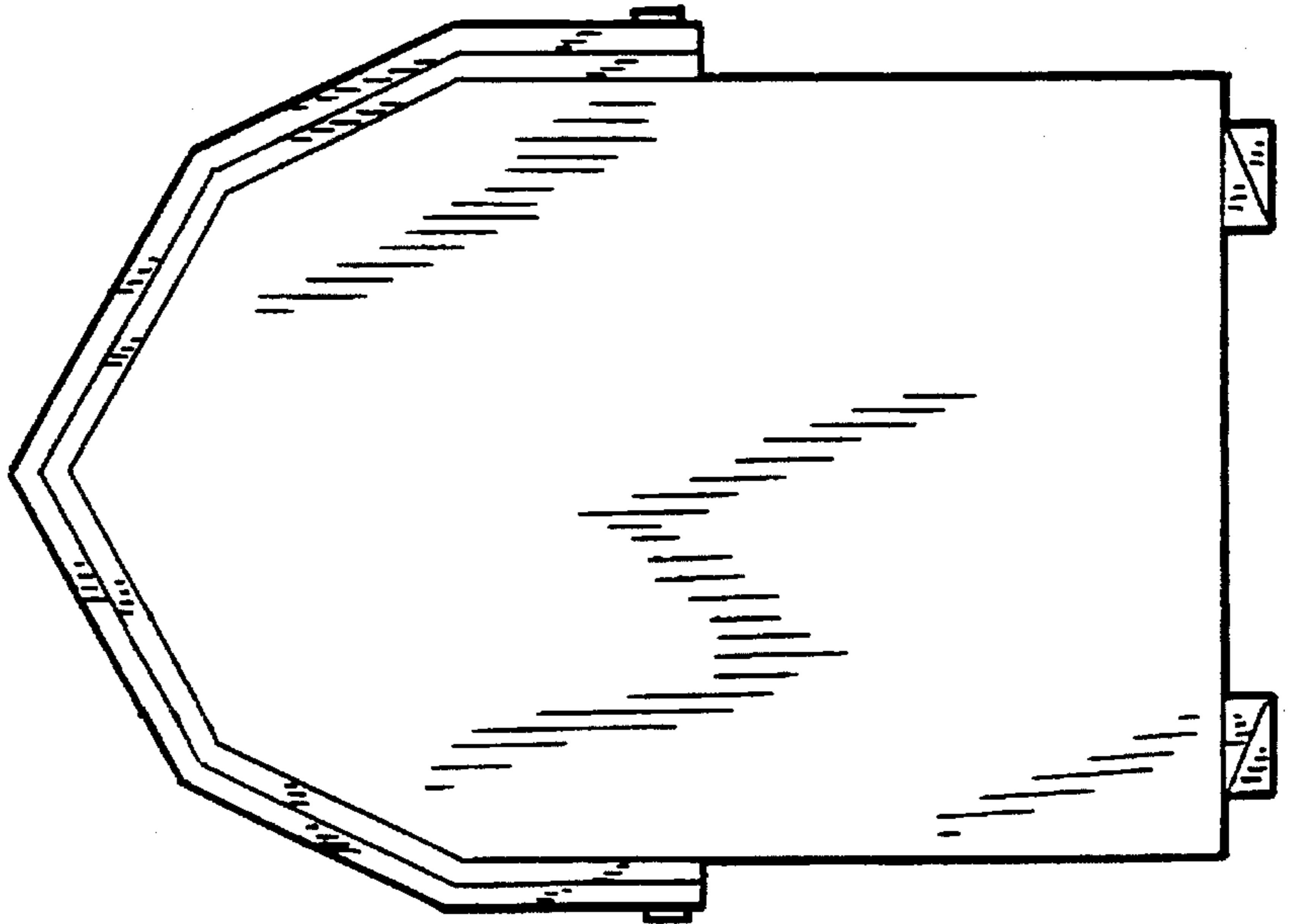


FIG-5



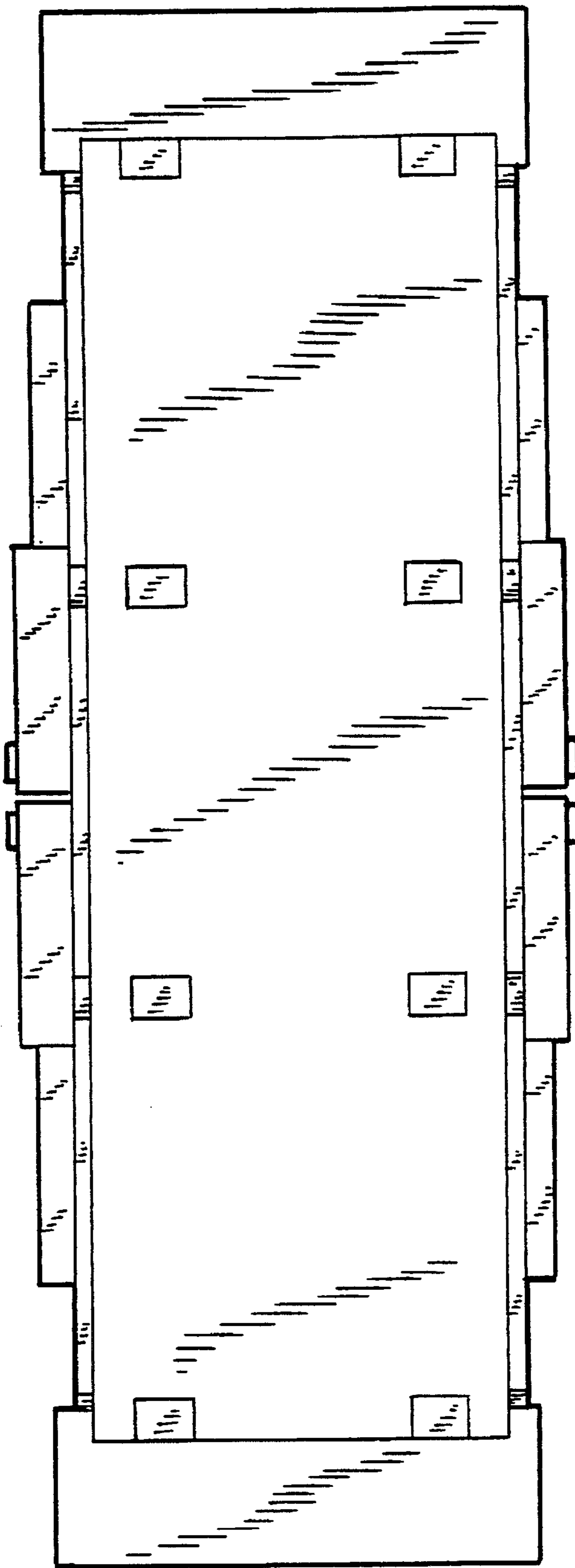


FIG-7

UNITED STATES PATENT AND TRADEMARK OFFICE
CERTIFICATE OF CORRECTION

PATENT NO. : Des. 374,686
DATED : October 15, 1996
INVENTOR(S) : Likins et al.

It is certified that error appears in the above-identified patent and that said Letters Patent is hereby corrected as shown below:

On the title page, item [56]:

Under OTHER PUBLICATIONS, please delete "M-Soo" and insert
--M-500--.

Signed and Sealed this
Fifteenth Day of July, 1997



BRUCE LEHMAN

Commissioner of Patents and Trademarks

Attest:

Attesting Officer