



US00D374683S

# United States Patent [19]

Jung

[11] Patent Number: **Des. 374,683**

[45] Date of Patent: **\*\*Oct. 15, 1996**

[54] **CASH REGISTER**

[75] Inventor: **Byung S. Jung**, Seoul, Rep. of Korea

[73] Assignee: **Samsung Electronics Co., Ltd.**,  
Kyunggi-do, Rep. of Korea

[\*\*] Term: **14 Years**

[21] Appl. No.: **45,225**

[22] Filed: **Oct. 13, 1995**

[30] **Foreign Application Priority Data**

Apr. 14, 1995 [KR] Rep. of Korea ..... 1995-6911

[52] U.S. Cl. .... **D18/4**

[58] Field of Search ..... D18/4, 6, 7; D14/100,  
D14/105, 106, 113; 235/1 D, 1 E, 2, 4,  
7 R, 10, 12, 379, 380, 419; 364/404, 405

[56] **References Cited**

### U.S. PATENT DOCUMENTS

D. 228,915 10/1973 Ishii ..... D18/7  
D. 319,251 8/1991 Ishida et al. .... D18/4

D. 330,908 11/1992 Kawaishi et al. .... D18/4  
D. 335,381 5/1993 Miyake et al. .... D18/4 X  
D. 353,613 12/1994 Miyake et al. .... D18/7 X  
D. 354,976 1/1995 Miyake et al. .... D18/4  
D. 354,977 1/1995 Miyake et al. .... D18/4

*Primary Examiner*—Nelson C. Holtje  
*Assistant Examiner*—Caron D. Veynar  
*Attorney, Agent, or Firm*—Helfgott & Karas, P.C.

[57] **CLAIM**

The ornamental design for a cash register, as shown.

### DESCRIPTION

FIG. 1 is a perspective view of a cash register showing my new design;  
FIG. 2 is a front view thereof;  
FIG. 3 is a back view thereof;  
FIG. 4 is a left side view thereof;  
FIG. 5 is a right side view thereof;  
FIG. 6 is a top view thereof; and,  
FIG. 7 is a bottom view thereof.

**1 Claim, 5 Drawing Sheets**




FIG. 1




FIG. 2

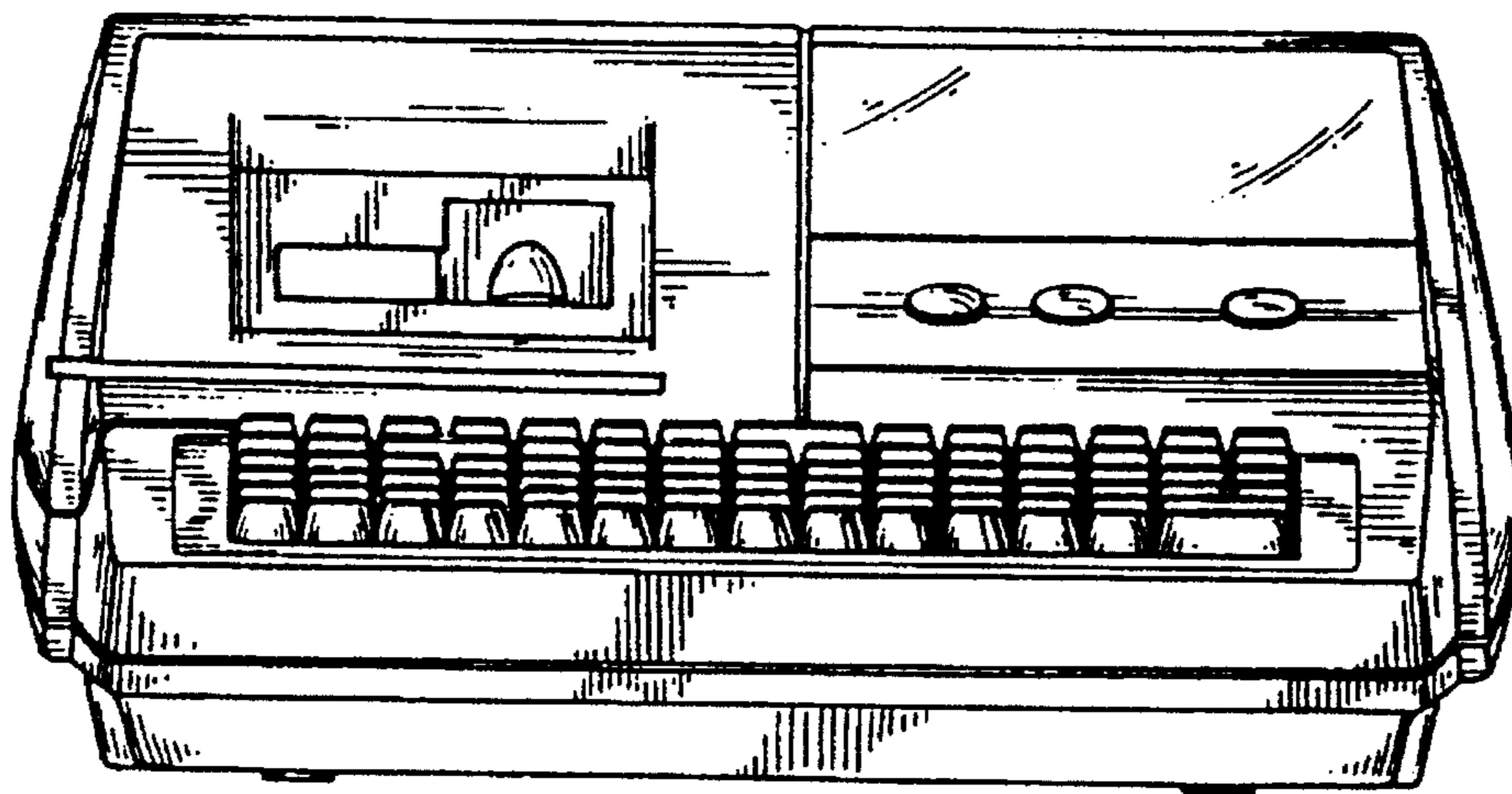


FIG. 3

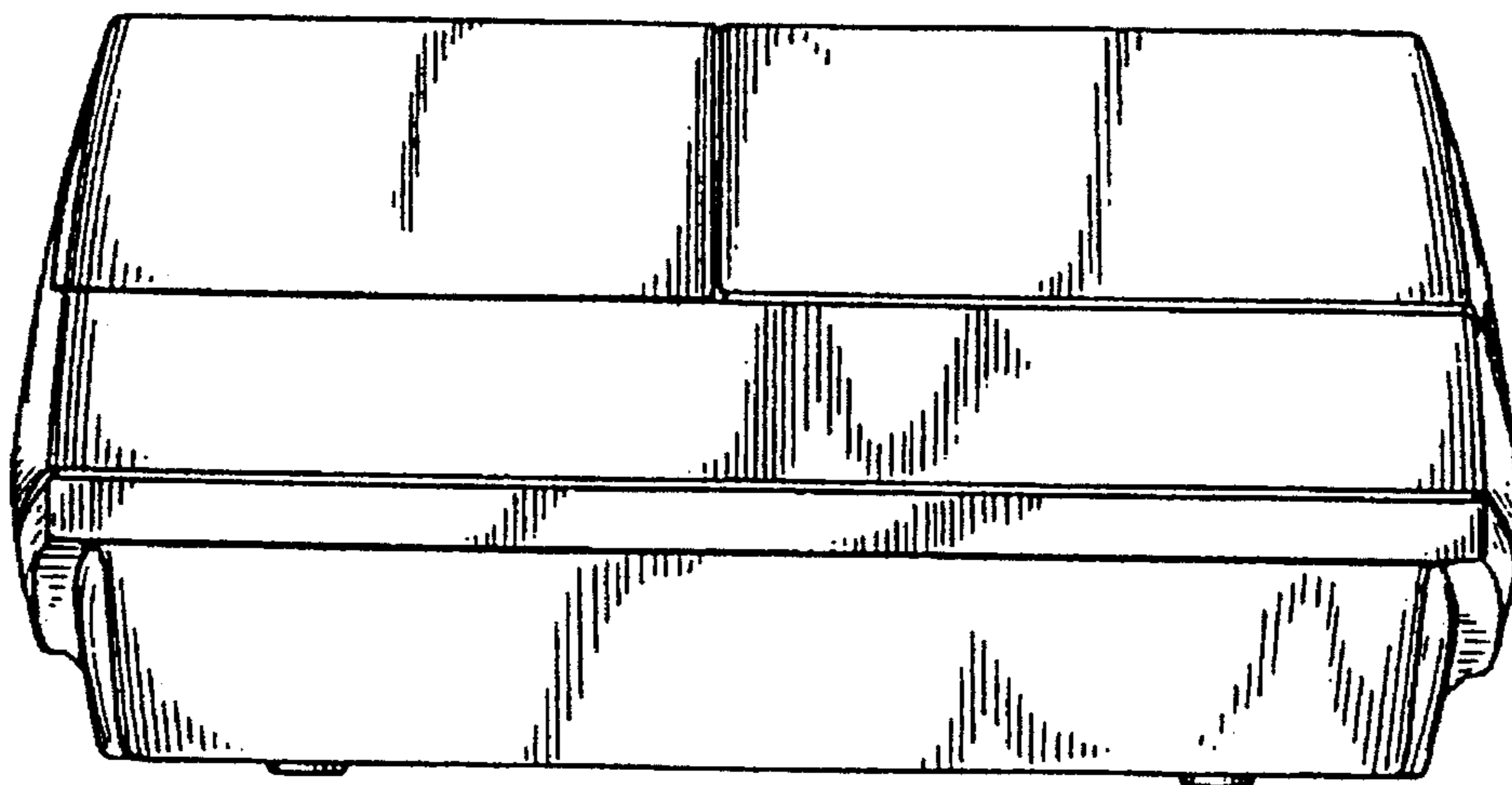


FIG. 4

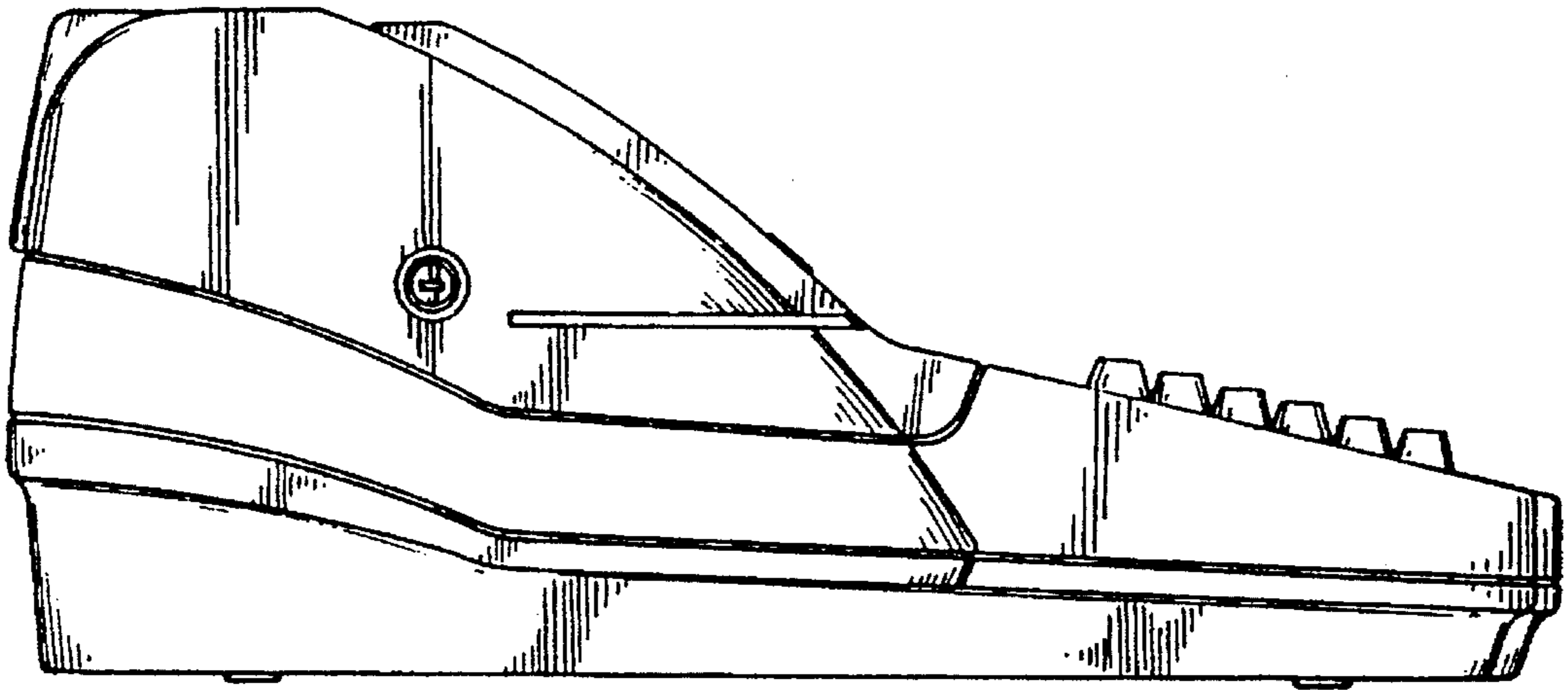


FIG. 5

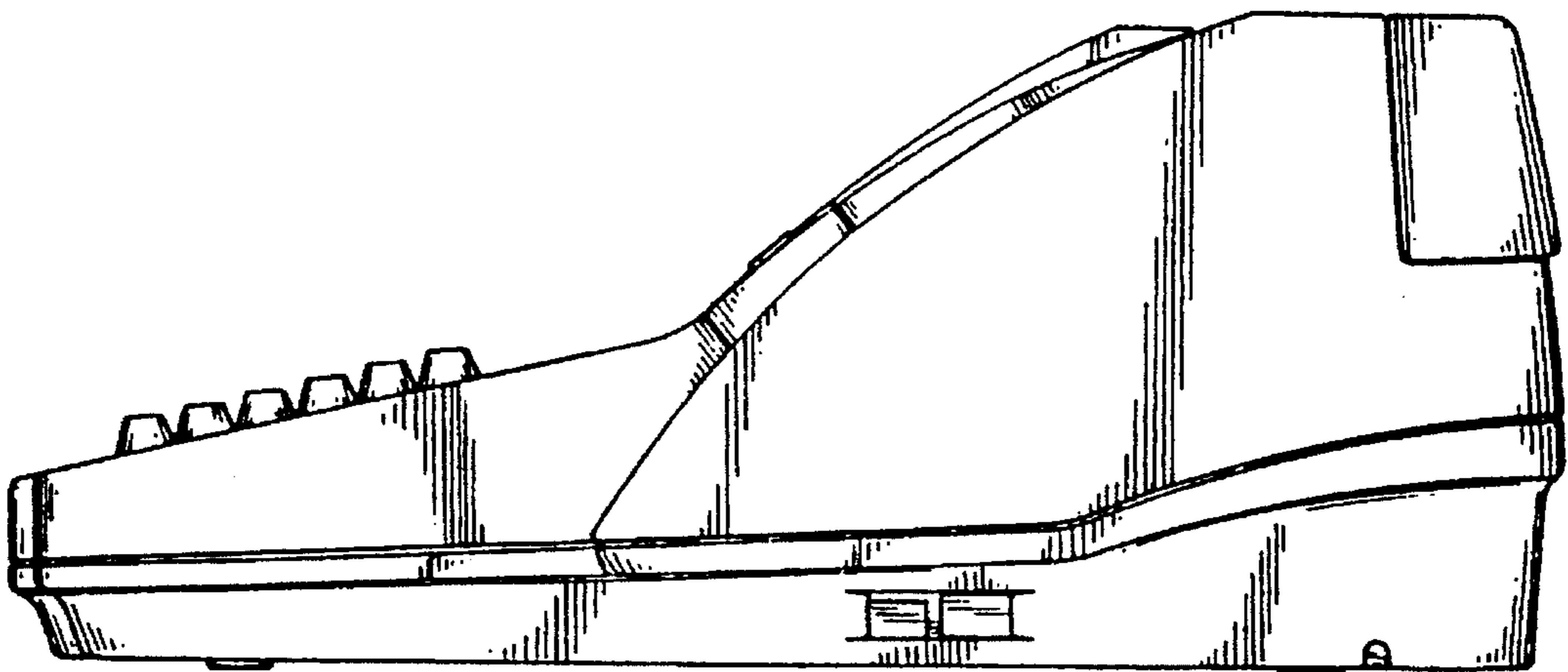


FIG. 6

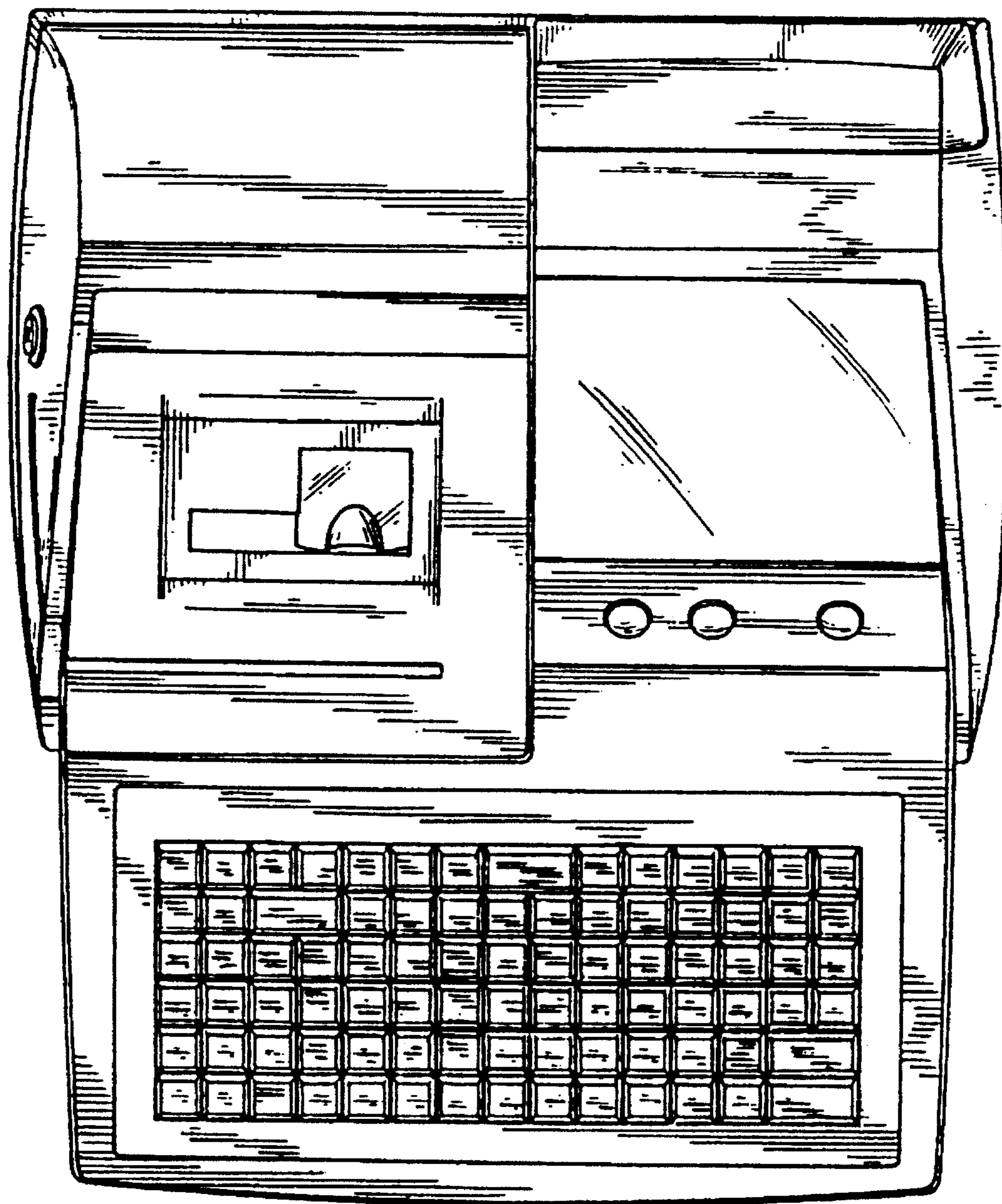


FIG. 7

