



US00D374682S

**United States Patent** [19]  
**Gould**

[11] **Patent Number: Des. 374,682**  
[45] **Date of Patent: \*\*Oct. 15, 1996**

[54] **BASS**  
[76] **Inventor: Mark D. Gould, P.O. Box 300536, Escondido, Calif. 92030-0536**  
[\*\*] **Term: 14 Years**  
[21] **Appl. No.: 36,857**  
[22] **Filed: Mar. 29, 1995**  
[52] **U.S. Cl. .... D17/14**  
[58] **Field of Search ..... D17/14, 15, 18-20; 84/267, 291, 293**

*Assistant Examiner*—Adir Aronovich  
*Attorney, Agent, or Firm*—John R. Duncan; Frank D. Gil-  
liam

[57] **CLAIM**

The ornamental design for a bass, as shown and described.

**DESCRIPTION**

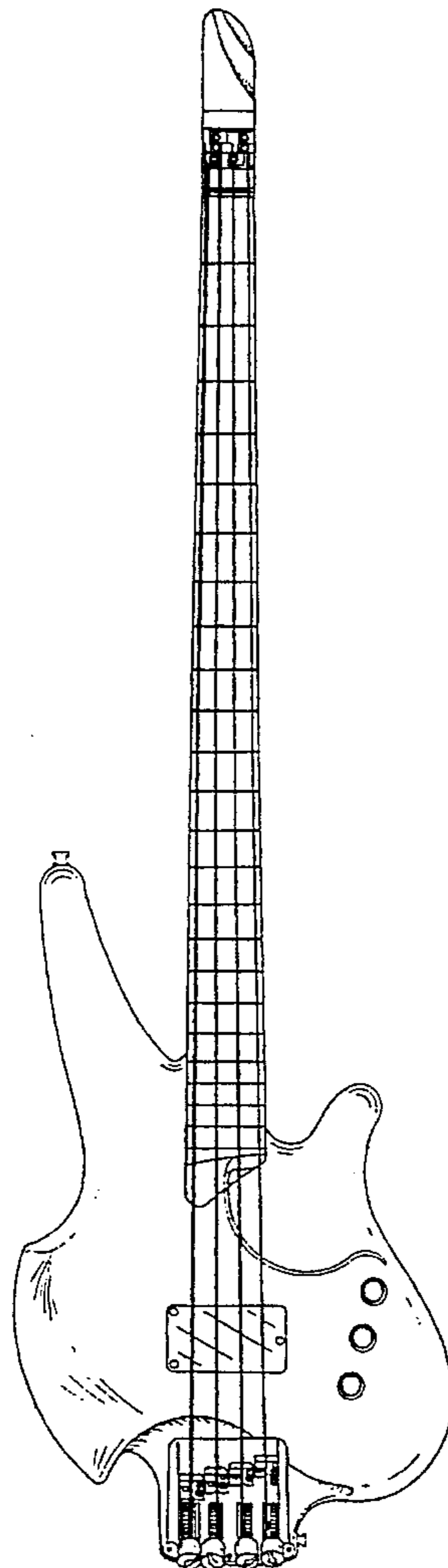
FIG. 1 is a front elevational view of a bass showing my new design;  
FIG. 2 is a left elevation view of the bass seen in FIG. 1;  
FIG. 3 is a right elevation view of the bass seen in FIG. 1;  
FIG. 4 is a rear elevational of the bass seen in FIG. 1;  
FIG. 5 is a bottom end view of the bass seen in FIG. 1; and,  
FIG. 6 is a top end view of the bass seen in FIG. 1.

[56] **References Cited**  
**U.S. PATENT DOCUMENTS**  
D. 266,003 8/1982 Lieber ..... D17/14  
D. 318,060 9/1991 Fisher ..... D17/14  
D. 362,262 9/1995 Kubicki ..... D17/14  
4,977,808 12/1990 Thacker ..... 84/291

**OTHER PUBLICATIONS**  
Music Trades, Jun. 1990 p. 125 (Steinberger's Q4 Bass).  
Bass Player, May/Jun. 1994 p. 49 (Alembic Epic Bass).

*Primary Examiner*—Ted Shooman

**1 Claim, 1 Drawing Sheet**






FIG. 6

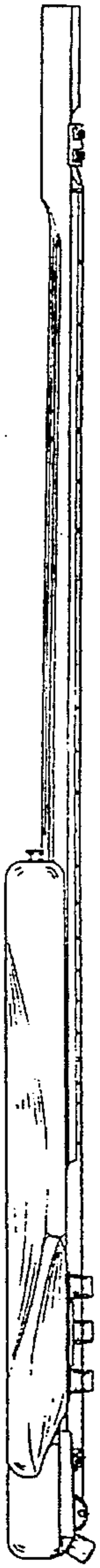


FIG. 2

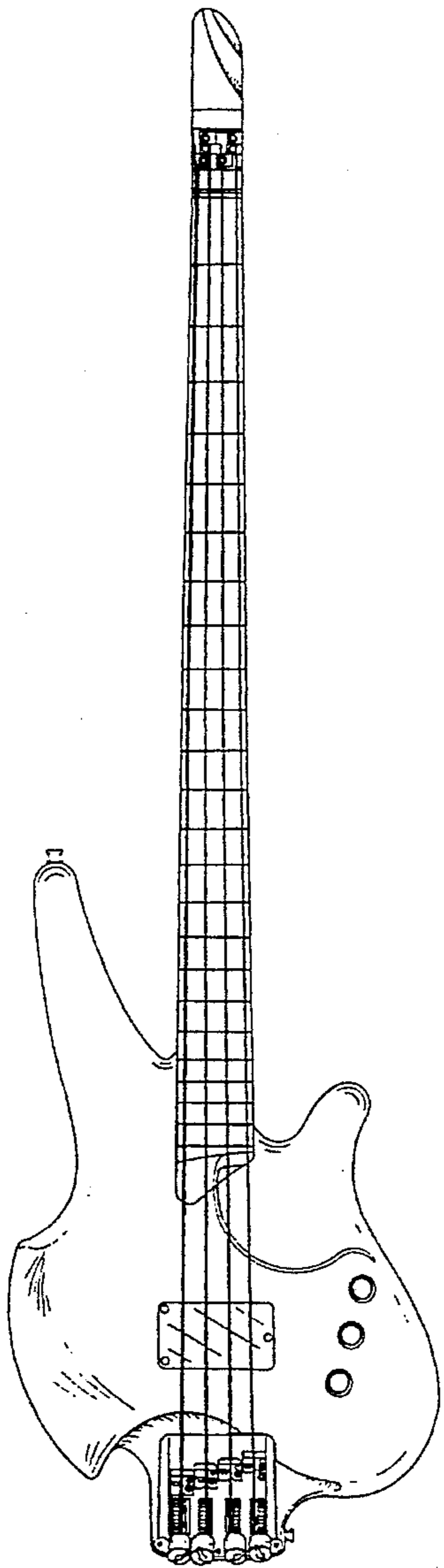


FIG. 1

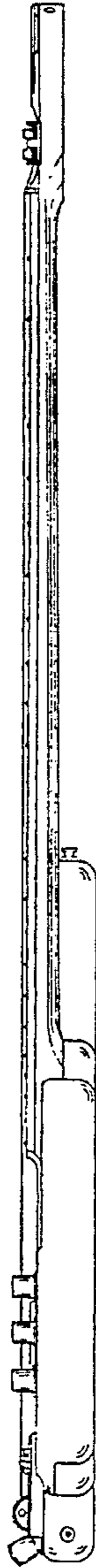


FIG. 3

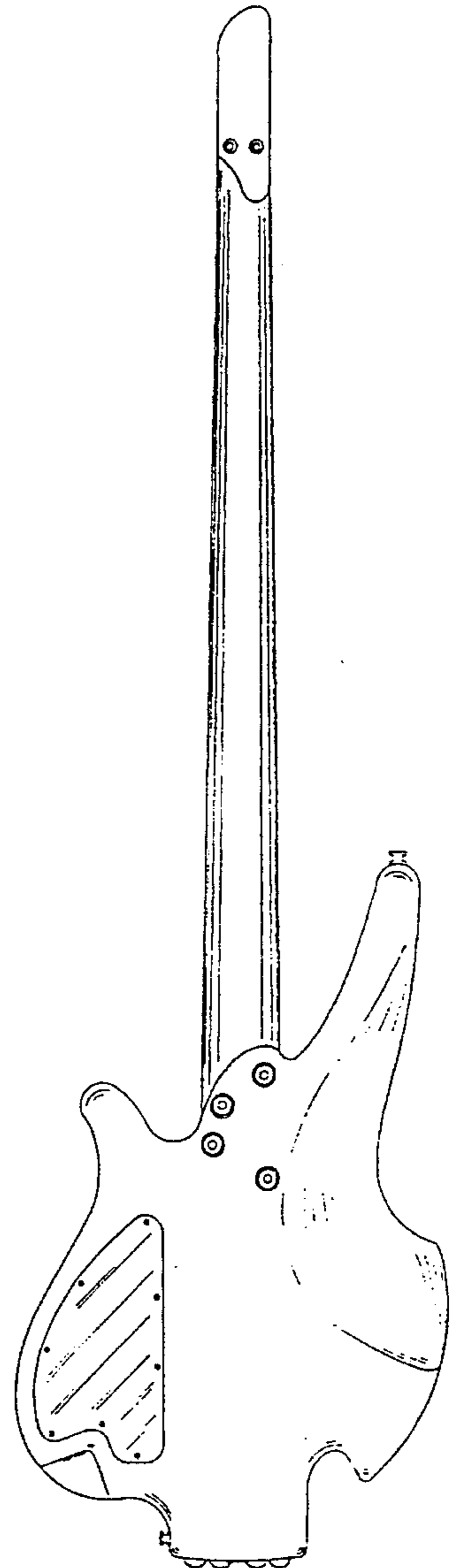


FIG. 4




FIG. 5

UNITED STATES PATENT AND TRADEMARK OFFICE  
**CERTIFICATE OF CORRECTION**

PATENT NO. : Des. 374,682  
DATED : October 15, 1996  
INVENTOR(S) : Mark D. Gould

Page 1 of 4

It is certified that error appears in the above-identified patent and that said Letters Patent is hereby corrected as shown below:

The title page, showing an illustrative figure, should be deleted and substitute therefor the attached title page.

Delete Drawing Sheet 1, and substitute therefor the Drawing Sheets, consisting of FIGS. 1-6, as shown on the attached pages.

Signed and Sealed this  
Eighteenth Day of March, 1997

Attest:



BRUCE LEHMAN

Attesting Officer

Commissioner of Patents and Trademarks

**United States Patent** [19]  
**Gould**

[11] **Patent Number:** **Des. 374,682**  
[45] **Date of Patent:** **\*\*Oct. 15, 1996**

[54] **BASS**

[76] **Inventor:** **Mark D. Gould, P.O. Box 300536, Escondido, Calif. 92030-0536**

[\*\*] **Term:** **14 Years**

[21] **Appl. No.:** **36,857**

[22] **Filed:** **Mar. 29, 1995**

[52] **U.S. Cl.** ..... **D17/14**

[58] **Field of Search** ..... **D17/14, 15, 18-20; 84/267, 291, 293**

[56] **References Cited**

**U.S. PATENT DOCUMENTS**

D. 266,003	8/1982	Lieber .....	D17/14
D. 318,060	9/1991	Fisher .....	D17/14
D. 362,262	9/1995	Kubicki .....	D17/14
4,977,808	12/1990	Thacker .....	84/291

**OTHER PUBLICATIONS**

Music Trades, Jun. 1990 p. 125 (Steinberger's Q4 Bass).  
Bass Player, May/Jun. 1994 p. 49 (Alembic Epic Bass).

*Primary Examiner*—Ted Shooman

*Assistant Examiner*—Adir Aronovich  
*Attorney, Agent, or Firm*—John R. Duncan; Frank D. Gil-  
liam

[57] **CLAIM**

The ornamental design for a bass, as shown and described.

**DESCRIPTION**

FIG. 1 is a front elevational view of a bass showing my new design;

FIG. 2 is a left elevation view of the bass seen in FIG. 1;

FIG. 3 is a right elevation view of the bass seen in FIG. 1;

FIG. 4 is a rear elevational of the bass seen in FIG. 1;

FIG. 5 is a bottom end view of the bass seen in FIG. 1; and,

FIG. 6 is a top end view of the bass seen in FIG. 1.

**1 Claim, 1 Drawing Sheet**

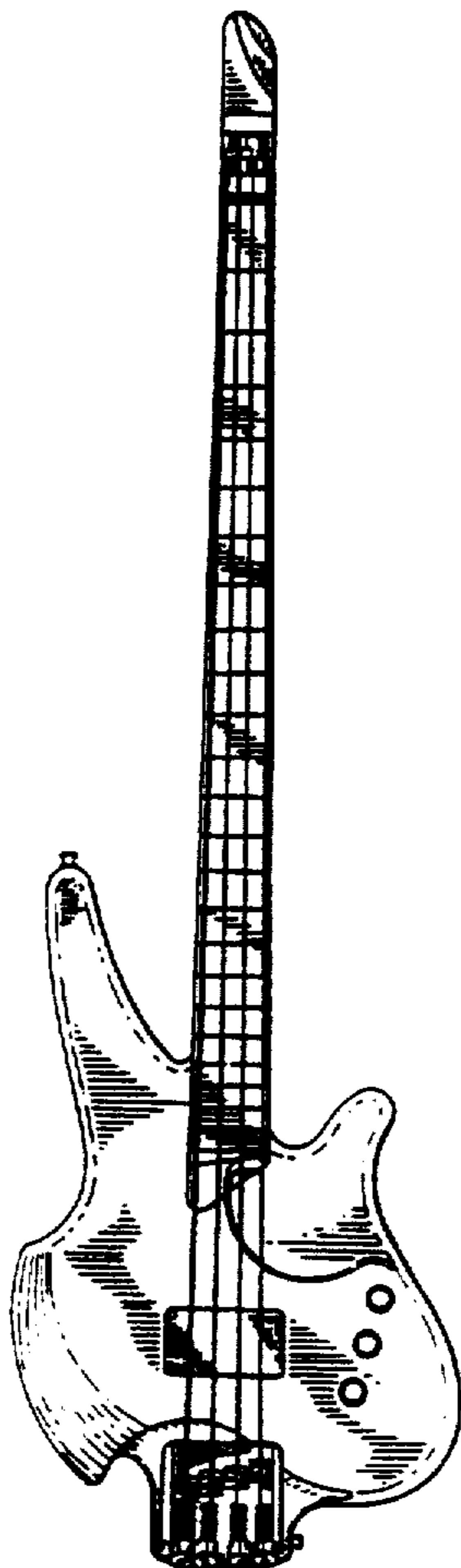




FIG. 2

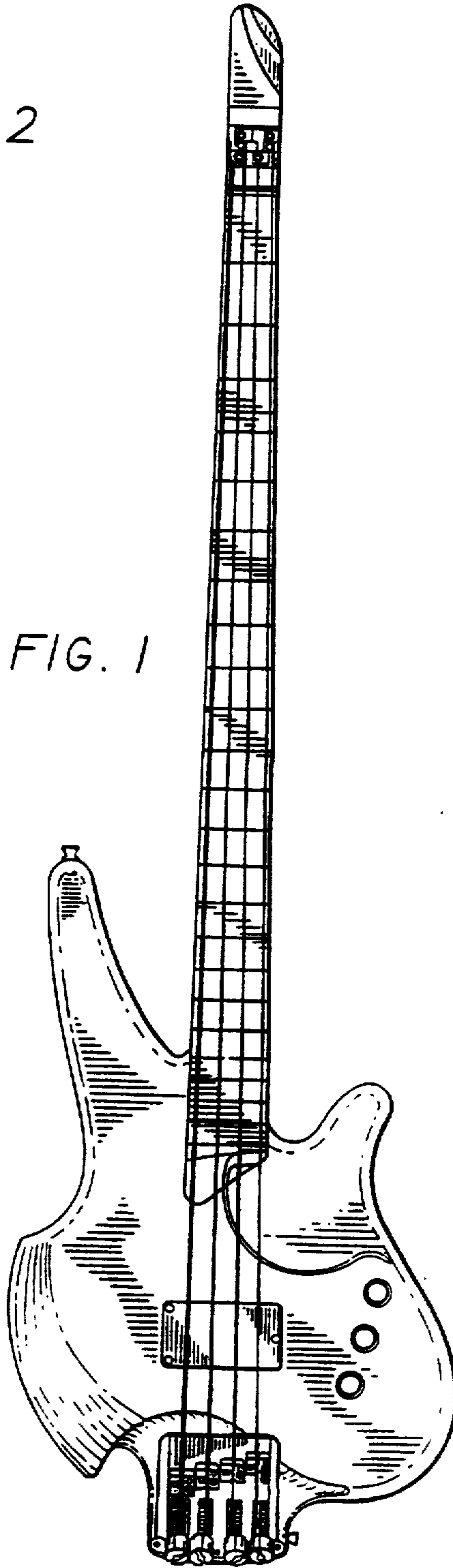


FIG. 1

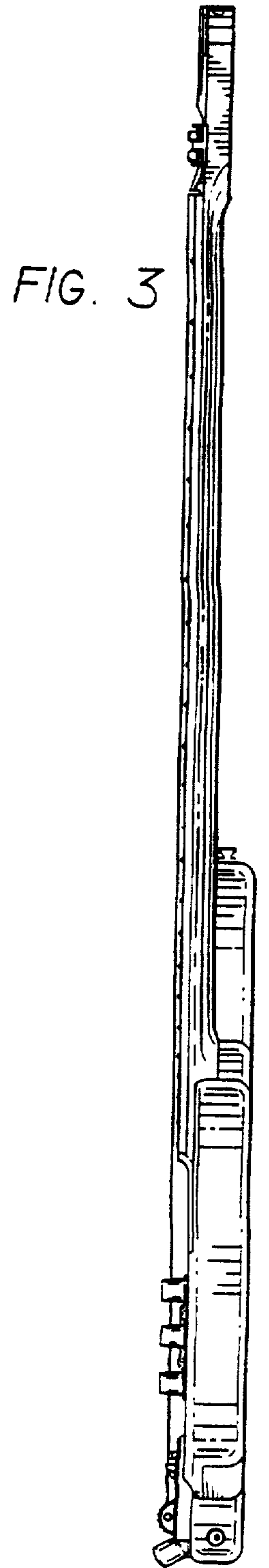


FIG. 3

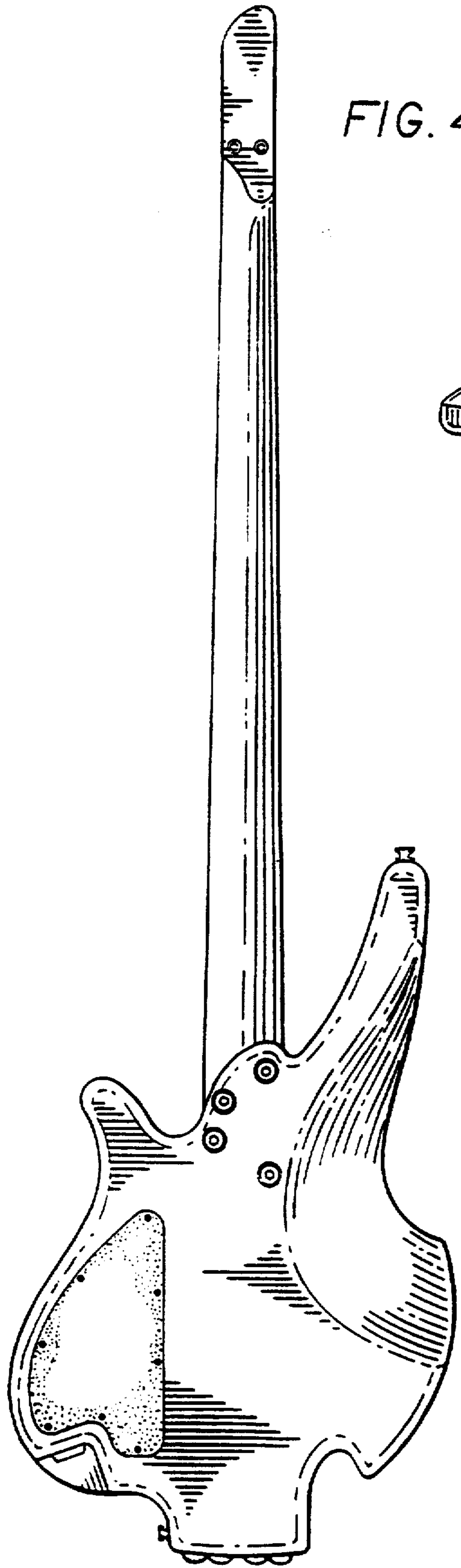


FIG. 4




FIG. 5




FIG. 6