



US00D374681S

**United States Patent** [19]  
**Gould**

[11] **Patent Number: Des. 374,681**

[45] **Date of Patent: \*\*Oct. 15, 1996**

[54] **GUITAR**

[76] Inventor: **Mark D. Gould**, P.O. Box 300536,  
Escondido, Calif. 92030-0536

[\*\*] Term: **14 Years**

[21] Appl. No.: **33,756**

[22] Filed: **Jan. 19, 1995**

[52] **U.S. Cl.** ..... **D17/14**

[58] **Field of Search** ..... **D17/14, 15, 18-20;**  
**84/267, 291, 293**

[56] **References Cited**

**U.S. PATENT DOCUMENTS**

D. 269,523	6/1983	Burge .....	D17/14
D. 269,974	8/1983	Erlewine et al. ....	D17/14
D. 327,700	7/1992	Wintz .....	D17/20
4,793,236	12/1988	McGuire et al. ....	84/267

**OTHER PUBLICATIONS**

Music Trades, Jun. 1990 p. 123 (Charvel's Eliminator Bass).  
Music Trades, Jun. 1990 p. 125 (Steinberger's Q4 Bass).

*Primary Examiner*—Ted Shooman

*Assistant Examiner*—Adir Aronovich

*Attorney, Agent, or Firm*—John R. Duncan; Frank D. Gil-  
liam

[57] **CLAIM**

The ornamental design for a guitar, as shown and described.

**DESCRIPTION**

FIG. 1 is a front elevational view of a guitar showing my new design;

FIG. 2 is a left elevation view of the guitar seen in FIG. 1;

FIG. 3 is a right elevation view of the guitar seen in FIG. 1;

FIG. 4 is a rear elevational of the guitar seen in FIG. 1;

FIG. 5 is a bottom end view of the guitar seen in FIG. 1; and,

FIG. 6 is a top end view of the guitar seen in FIG. 1.

**1 Claim, 2 Drawing Sheets**

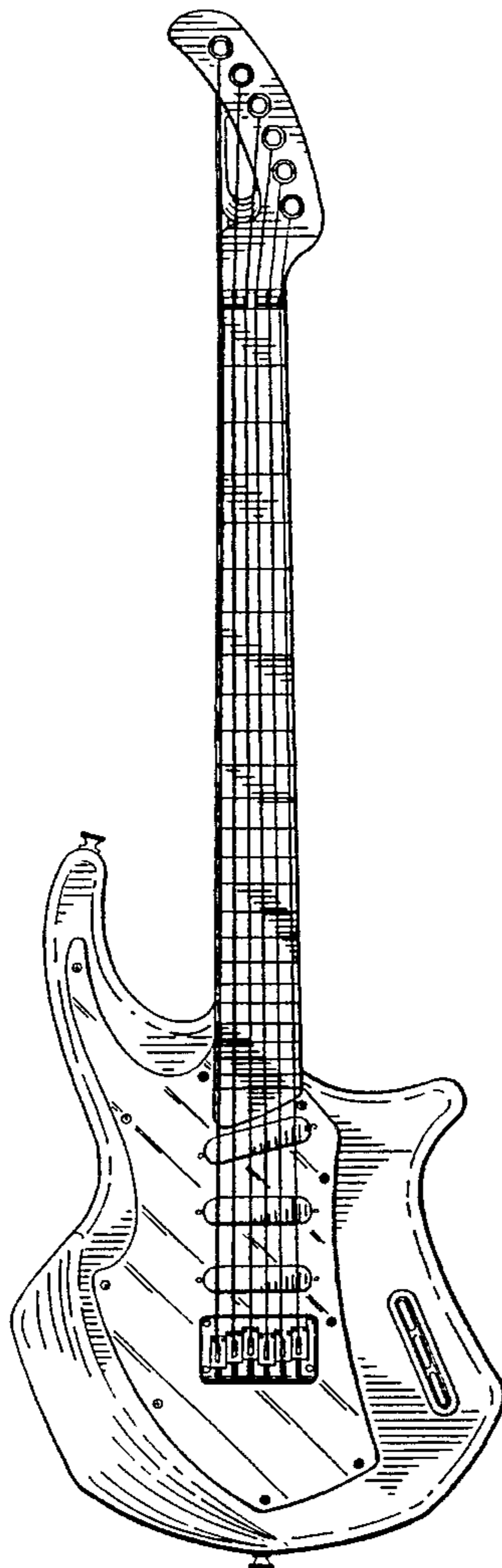




FIG. 2

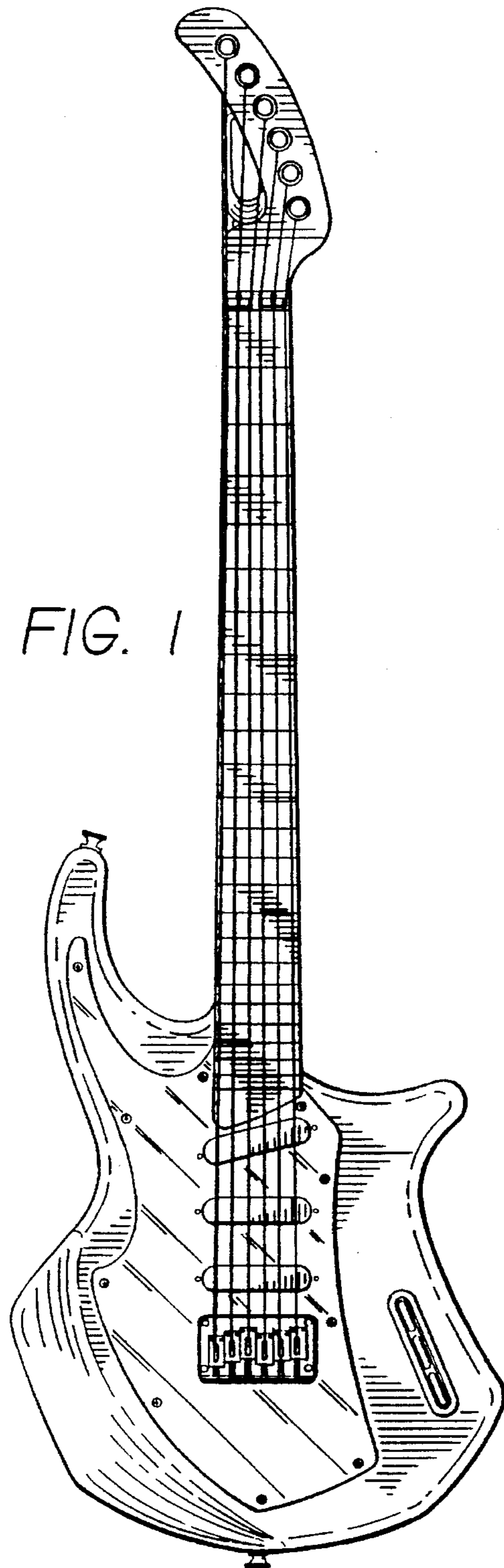
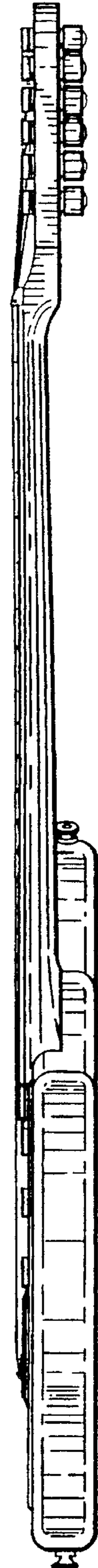


FIG. 1

FIG. 3



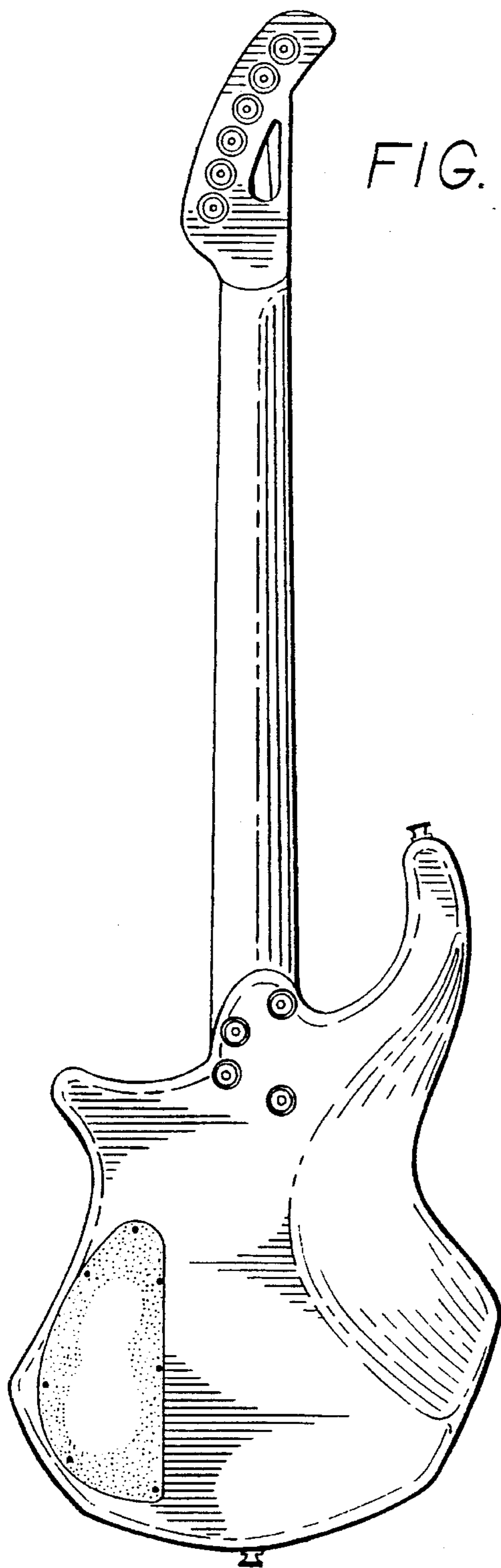


FIG. 4



FIG. 5



FIG. 6