



US00D374625S

United States Patent [19]

[11] **Patent Number: Des. 374,625**

Flurer et al.

[45] **Date of Patent: **Oct. 15, 1996**

[54] **COMBINED CONTAINER AND CAP FOR HAIR CARE PRODUCT**

[75] Inventors: **Ursula A. Flurer**, New York, N.Y.; **Sky Underwood**, Chicago; **Roger Van Dusen**, Des Plaines, both of Ill.

[73] Assignee: **Helene Curtis, Inc.**, Chicago, Ill.

[**] Term: **14 Years**

[21] Appl. No.: **38,747**

[22] Filed: **May 11, 1995**

[52] U.S. Cl. **D9/542; D9/557**

[58] Field of Search **D9/557, 558, 570, D9/551, 539-543, 500, 503; 215/382, 383, 384, 400; 222/206, 212, 213**

[56] **References Cited**

U.S. PATENT DOCUMENTS

D. 176,226	11/1955	Morris .	
D. 201,396	6/1965	Matthews .	
D. 201,997	8/1965	Luedtke .	
D. 221,132	7/1971	Schiavone	D9/503
D. 254,711	4/1980	Shortino .	
D. 254,712	4/1980	Shortino .	
D. 325,697	4/1992	Parr .	
D. 337,272	7/1993	Joo .	
D. 346,963	5/1994	Crawford	D9/558

D. 348,611	7/1994	Abfier et al.	D9/557 X
D. 349,857	8/1994	Lonczak et al. .	
D. 363,027	10/1995	Mansau	D9/557 X
D. 363,431	10/1995	Mansau	D9/557

OTHER PUBLICATIONS

Seaquist Closure Company Brochure, smooth wall disc top dispensing closures 28-415, 24-410 and 24-415. Three photographs showing different views of a Thicker Fuller Hair™ Revitalizing Shampoo container; Advanced Research Laboratories, Costa Mesa, California 92626, 1994.

Primary Examiner—Lucy Lieberman
Attorney, Agent, or Firm—Greer, Burns & Crain, Ltd.

[57] **CLAIM**

The ornamental design for a combined container and cap for hair care product, as shown and described.

DESCRIPTION

FIG. 1 is a perspective view of the combined container and cap for hair care product embodying the present invention; FIG. 2 is a rear elevational view thereof; FIG. 3 is a top view thereof; FIG. 4 is a bottom view thereof; FIG. 5 is a left side view thereof; FIG. 6 is a front elevational view thereof; and, FIG. 7 is a right side view thereof.

1 Claim, 2 Drawing Sheets

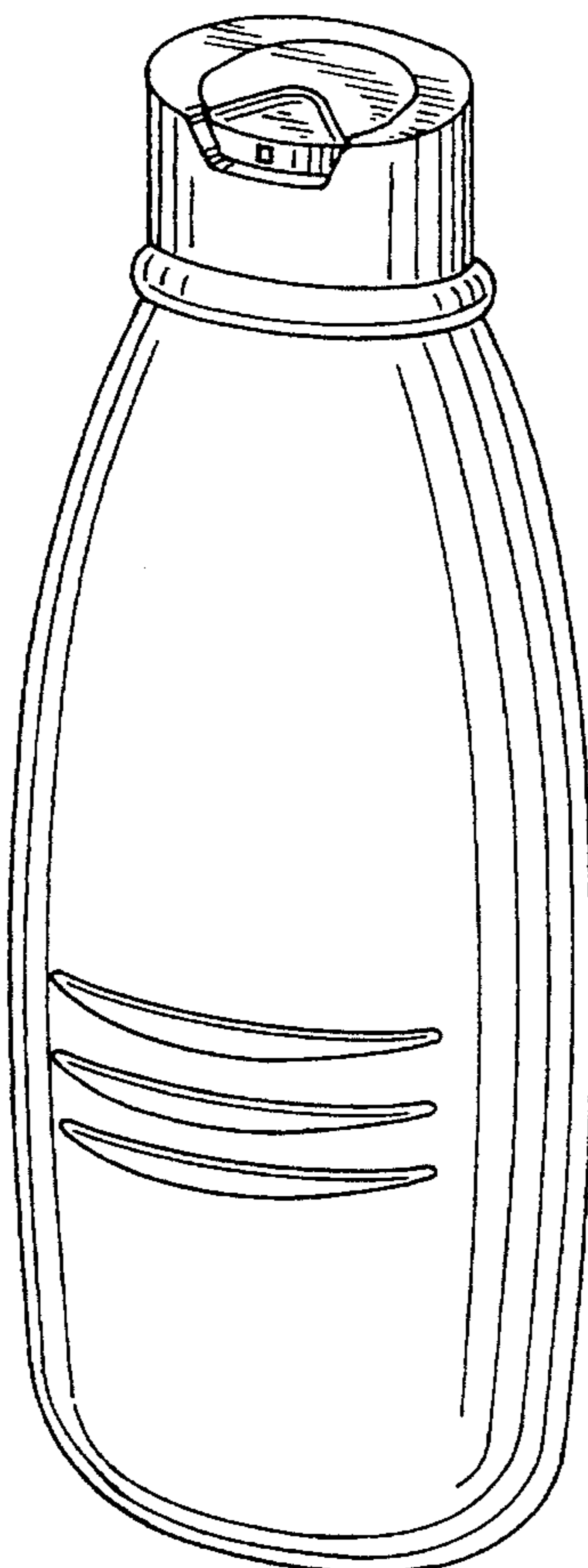


FIG. 1

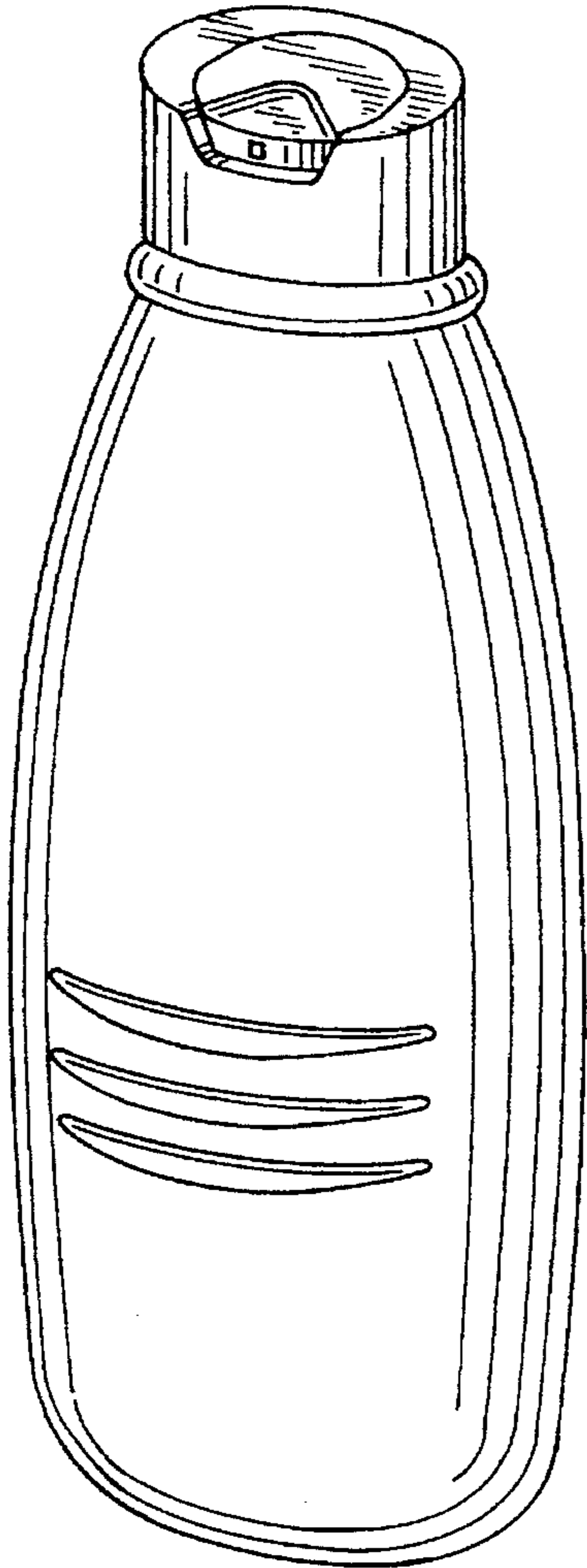


FIG. 2

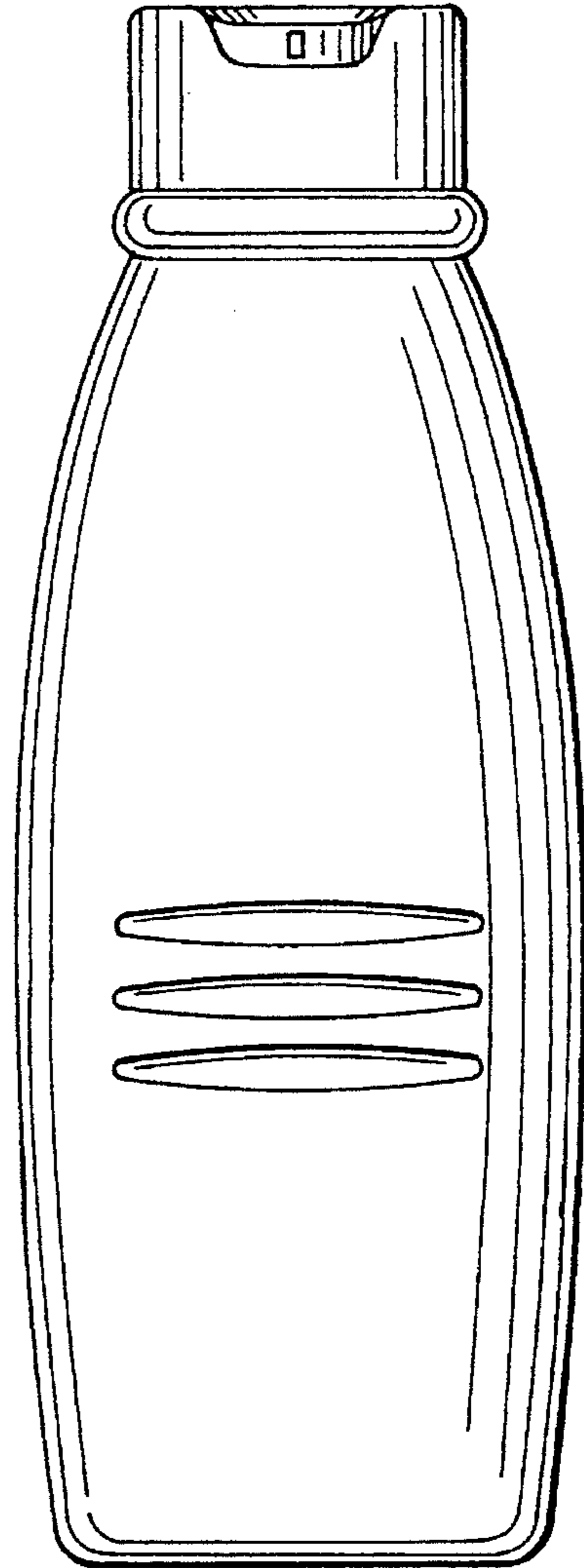


FIG. 3

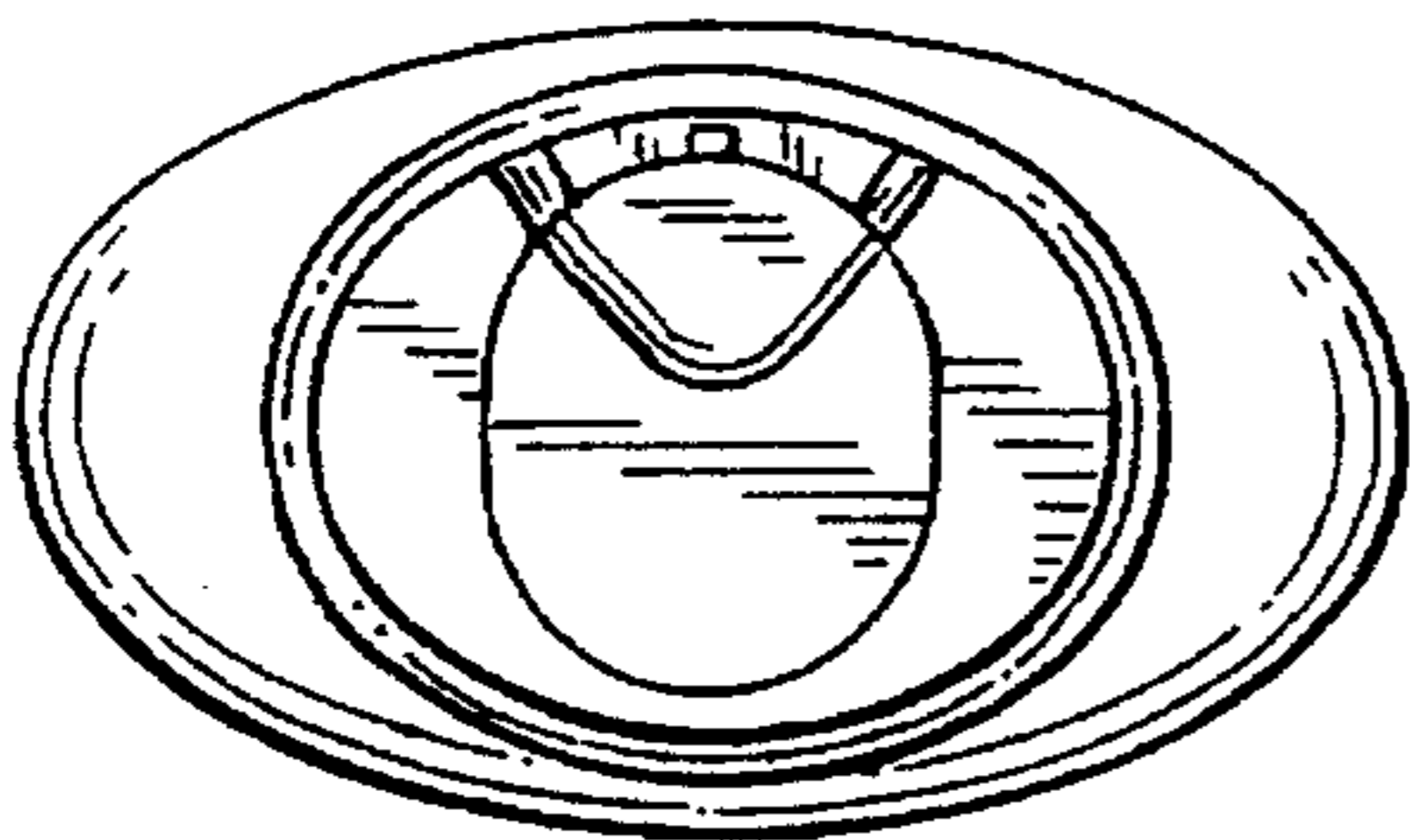


FIG. 4

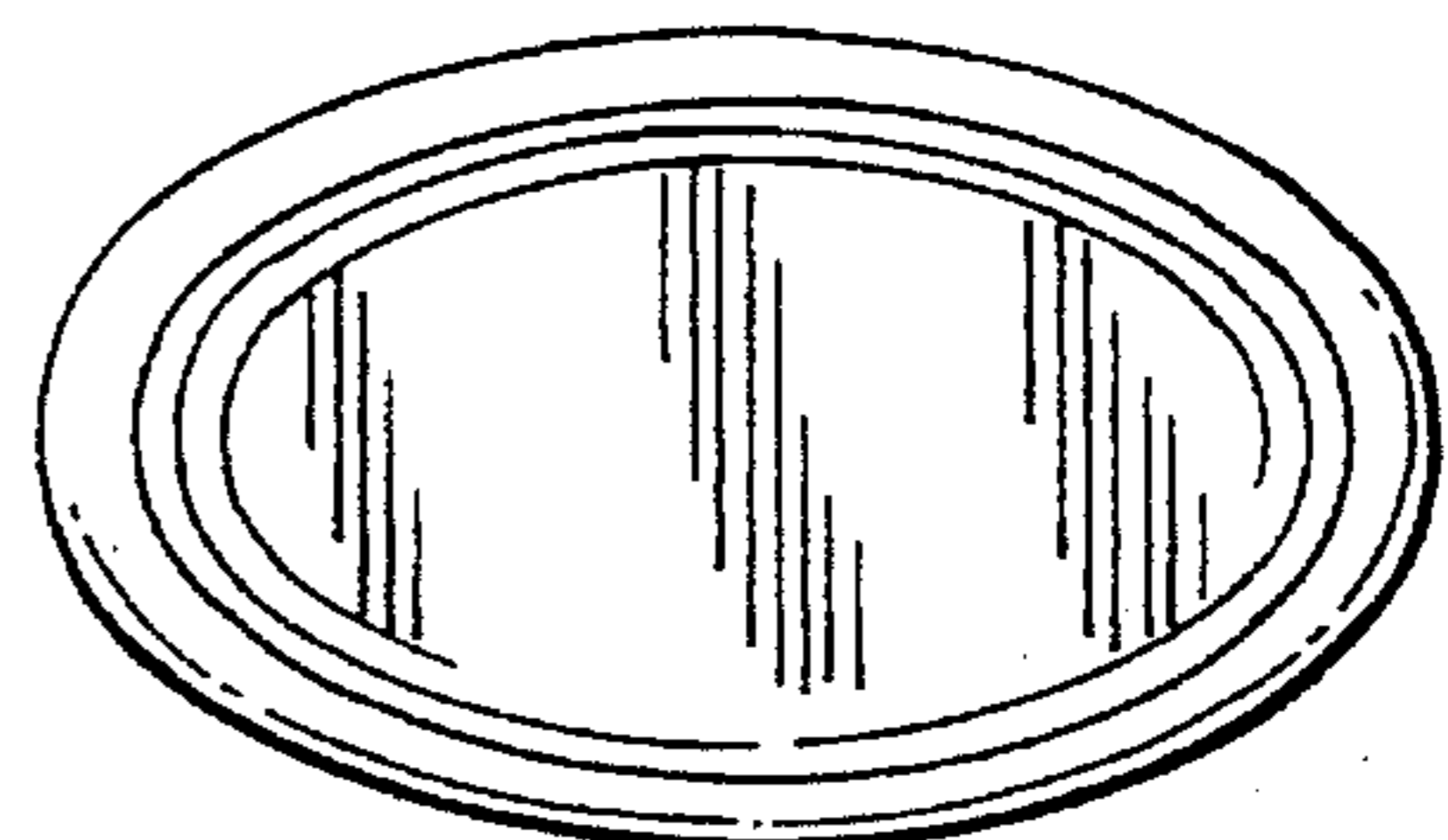


FIG. 5

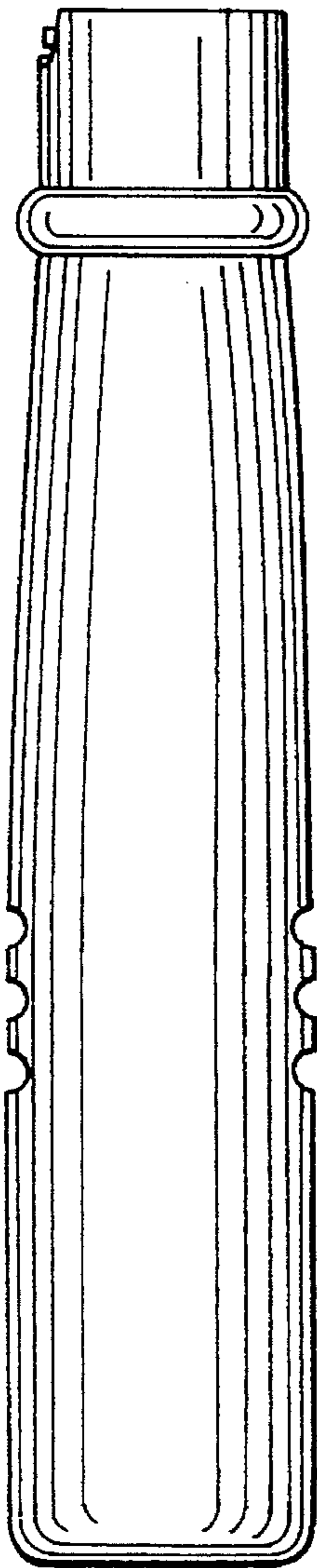


FIG. 6

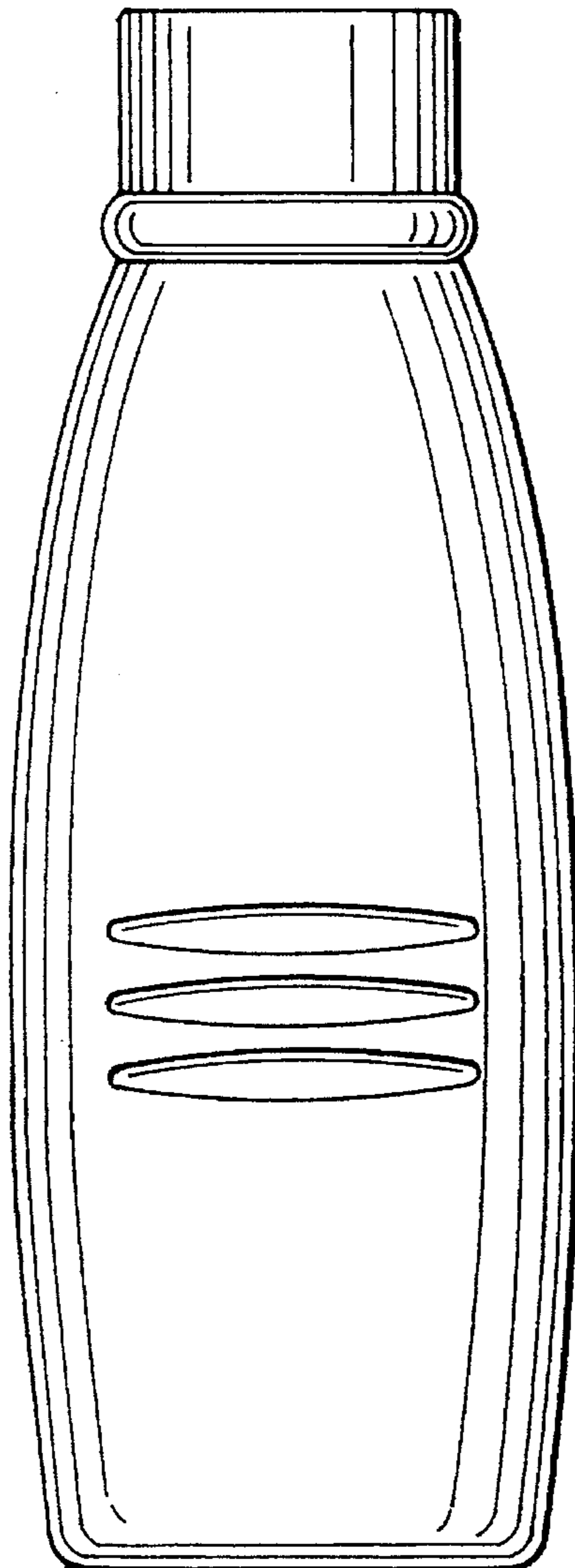


FIG. 7

