



US00D374622S

United States Patent [19] Winborne

[11] Patent Number: **Des. 374,622**

[45] Date of Patent: ****Oct. 15, 1996**

[54] **SHOPPING BAG HANDLE GRIP**
[76] Inventor: **David E. Winborne**, 100-A Leadbeater St., Alexandria, Va. 22305

4,596,397 6/1986 Conti 16/114 R X
4,772,059 9/1988 Parry et al. 294/170
4,772,133 9/1988 Volk 383/6
5,487,581 1/1996 Carmo et al. 294/159 X

[**] Term: **14 Years**

FOREIGN PATENT DOCUMENTS

[21] Appl. No.: **42,960**

2652563 4/1991 France 294/170
2700449 7/1994 France 294/170

[22] Filed: **Aug. 21, 1995**

Primary Examiner—Jeffrey Asch

[52] U.S. Cl. **D9/434**

[57] CLAIM

[58] Field of Search D9/434, 455, 499;
D8/300, 313, 315; D3/315, 318; D7/393,
394; D34/28, 35; 220/752, 755, 759; 16/114 B,
114 R, 110.5, 116 R; 294/170, 171, 153,
159, 164; 383/6, 13, 15, 23, 24; D6/315,
317, 323, 328

The ornamental design for a shopping bag handle grip, as shown and described.

DESCRIPTION

[56] References Cited

U.S. PATENT DOCUMENTS

D. 295,727 5/1988 Clarke D9/434
D. 323,968 2/1992 Blocker et al. D3/315 X
D. 356,261 3/1995 Miceli, Jr. D9/455
3,799,416 3/1974 Schmaltz D9/434 X
4,112,541 9/1978 Tetradis 383/13 X

FIG. 1 is a front elevational view of the shopping bag handle grip showing my new design;
FIG. 2 is a rear elevational view thereof;
FIG. 3 is a right view thereof;
FIG. 4 is a left view thereof;
FIG. 5 is a top plan view thereof; and,
FIG. 6 is a bottom plan view thereof.

1 Claim, 3 Drawing Sheets

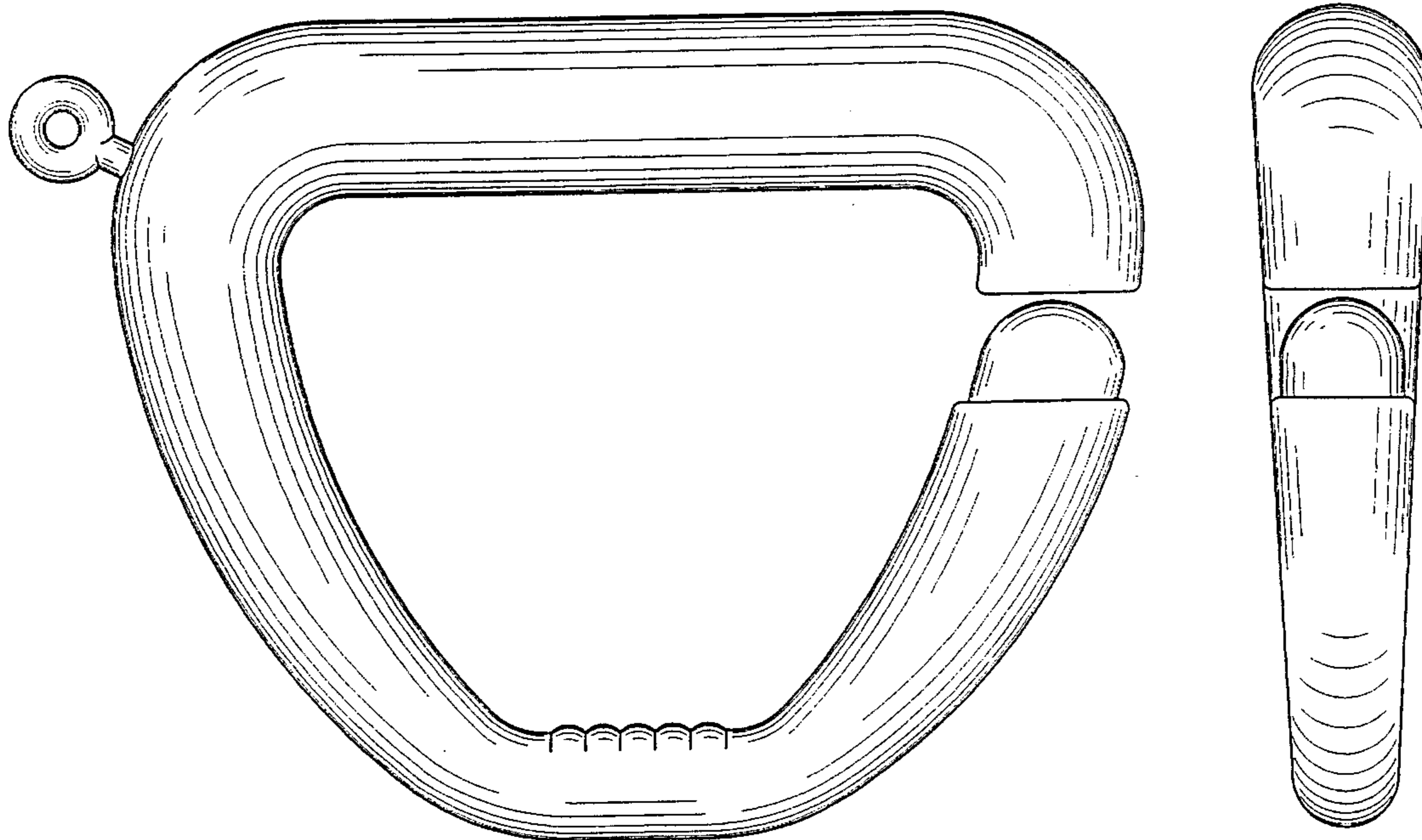


FIG. 1

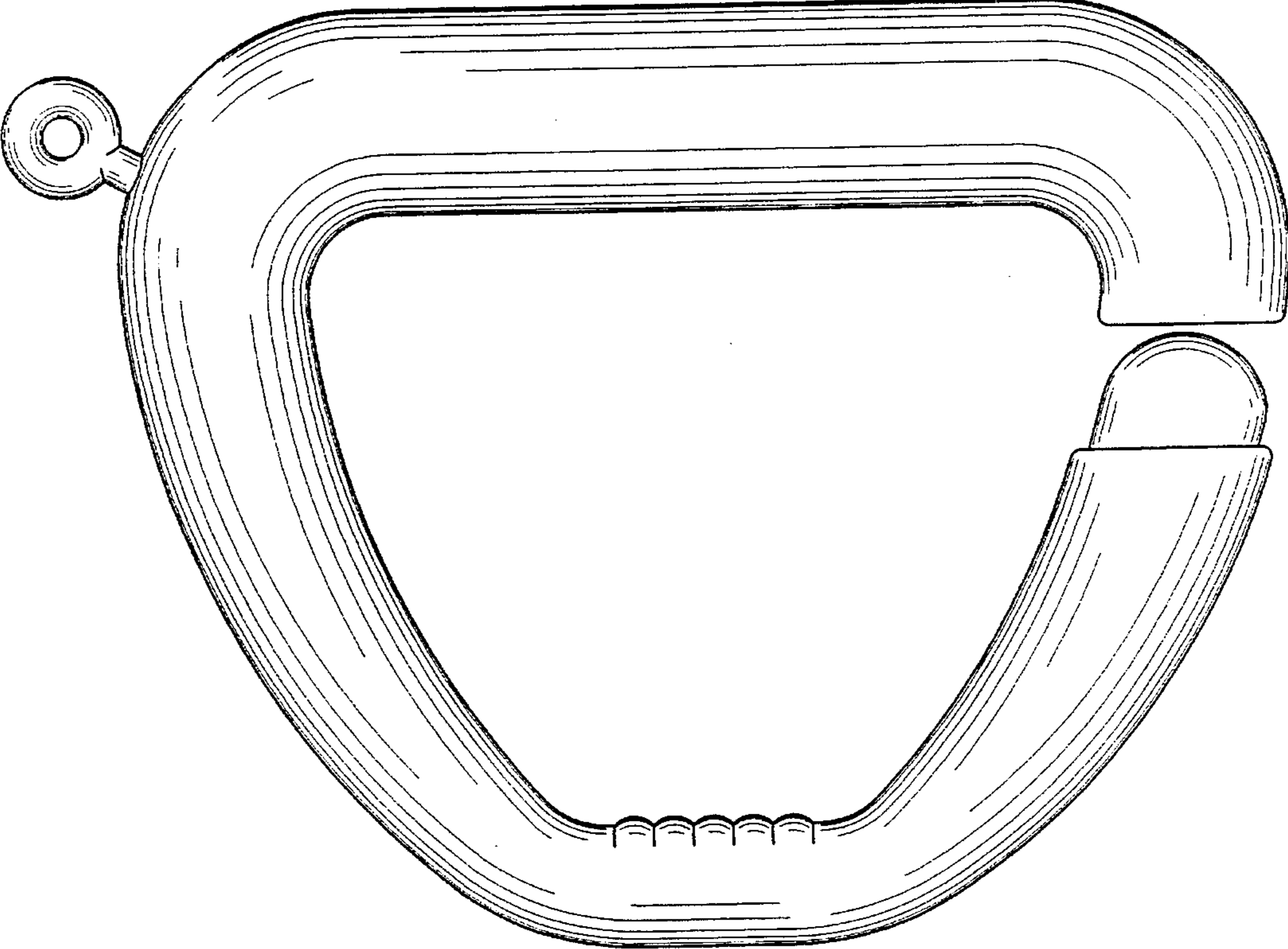


FIG. 2

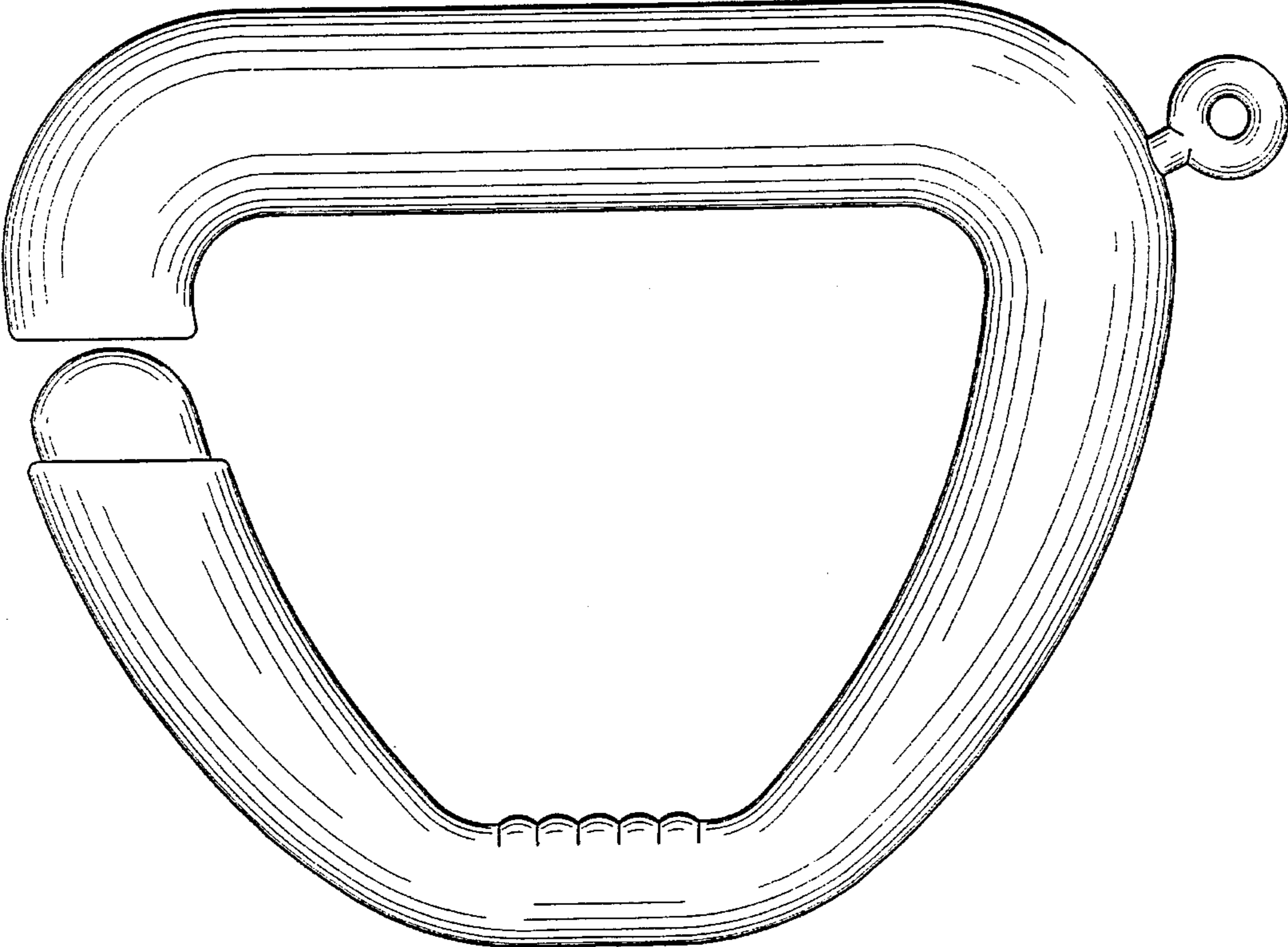


FIG. 3

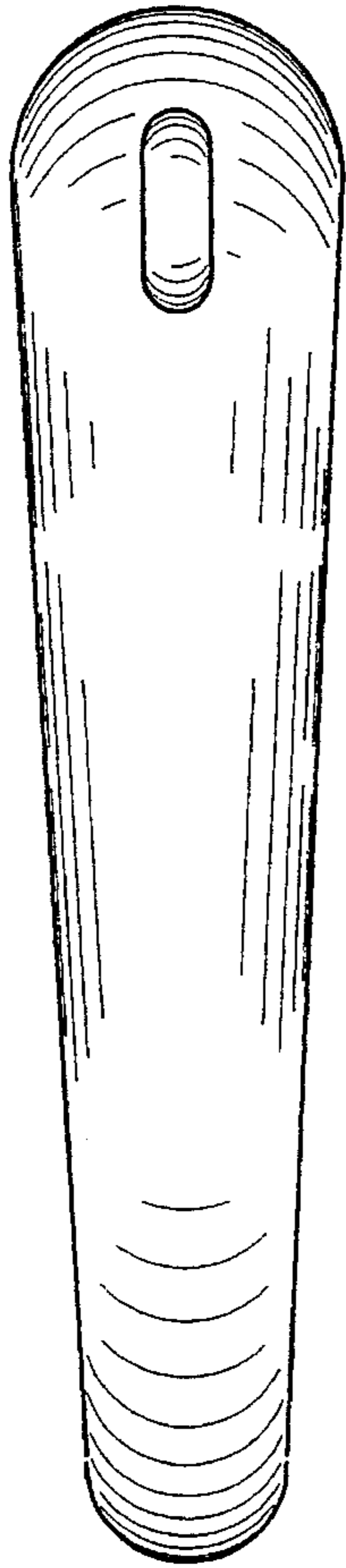


FIG. 4




FIG. 5




FIG. 6

