



US00D374616S

United States Patent [19]

Smith

[11] Patent Number: **Des. 374,616**

[45] Date of Patent: ****Oct. 15, 1996**

[54] **CRYOPRESERVATION CONTAINER**

[75] Inventor: **Sidney T. Smith**, Lake Forest, Ill.

[73] Assignee: **Baxter International, Inc.**, Deerfield, Ill.

[**] Term: **14 Years**

[21] Appl. No.: **42,532**

[22] Filed: **Aug. 11, 1995**

Related U.S. Application Data

[63] Continuation of Ser. No. 22,032, Apr. 28, 1994, abandoned.

[52] U.S. Cl. **D9/302**

[58] Field of Search D9/302, 305, 345, D9/339; D6/541; 206/522, 260, 461; 383/38, 39, 40, 41, 37, 200, 207, 208; 222/92, 107

[56] References Cited

U.S. PATENT DOCUMENTS

D. 287,932	1/1987	Seward et al.	D9/305
D. 304,546	11/1989	Cattach	D9/305
D. 355,593	2/1995	Bell	D9/305
D. 364,086	11/1995	Jacobson	D9/305
3,304,977	2/1967	Hammons	383/38 X

4,820,297	4/1989	Kaufman et al.	383/38 X
4,921,137	5/1990	Heijenga	222/107
4,981,374	1/1991	Rutter et al.	383/207 X
5,261,532	11/1993	Fauci	383/38 X

OTHER PUBLICATIONS

A Photocopy and Sketch of a Cryopreservation Bag Manufactured By Gambro GmbH In Germany and Publicly Available in U.S.A. Prior to Apr. 28, 1993.

Primary Examiner—Prabhakar G. Deshmukh

Assistant Examiner—Cheri Cohen

Attorney, Agent, or Firm—Debra D. Condino

[57] CLAIM

The ornamental design for a cryopreservation container, as shown and described.

DESCRIPTION

FIG. 1 is a perspective view looking at the front, top and right edge of a cryopreservation container showing my new design;

FIG. 2 is a rear elevational view thereof;

FIG. 3 is a top plan view thereof;

FIG. 4 is a left edge elevational view thereof; and,

FIG. 5 is a bottom plan view thereof.

1 Claim, 2 Drawing Sheets

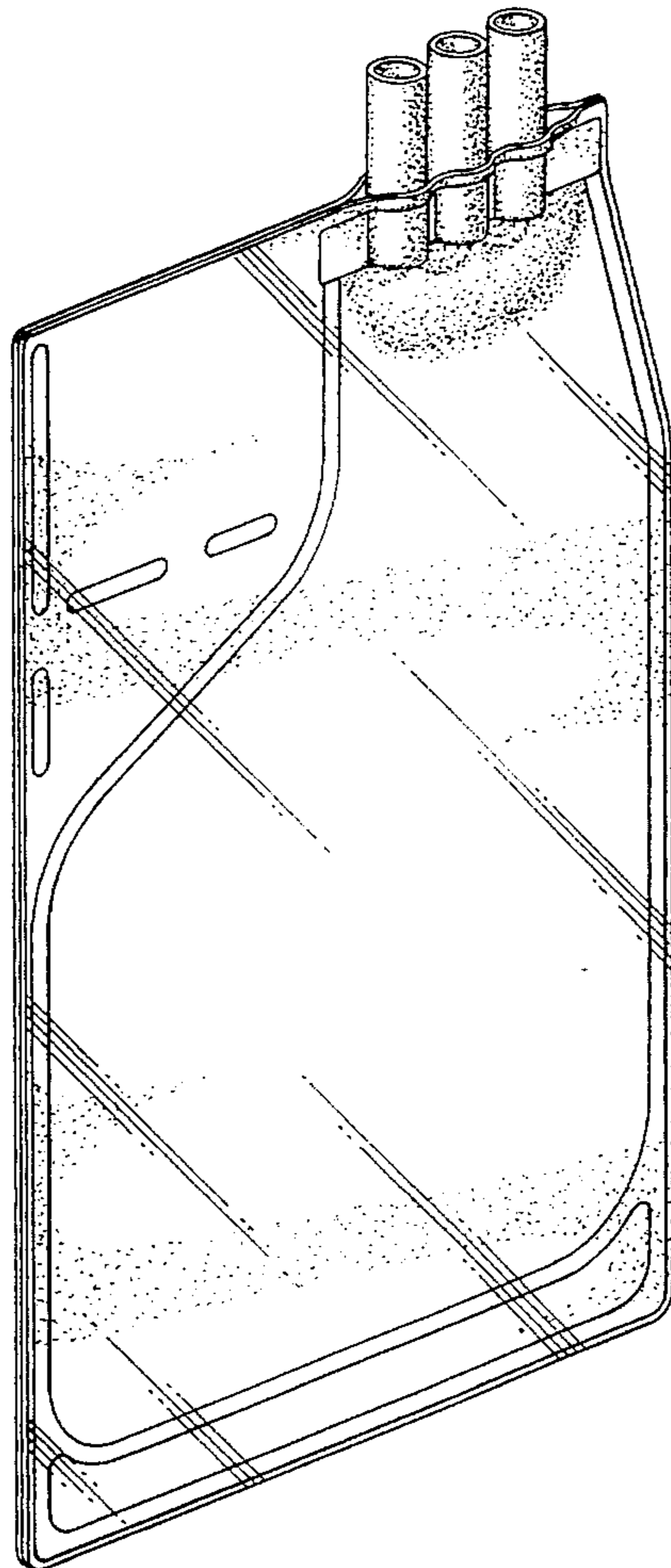


FIG. 1.

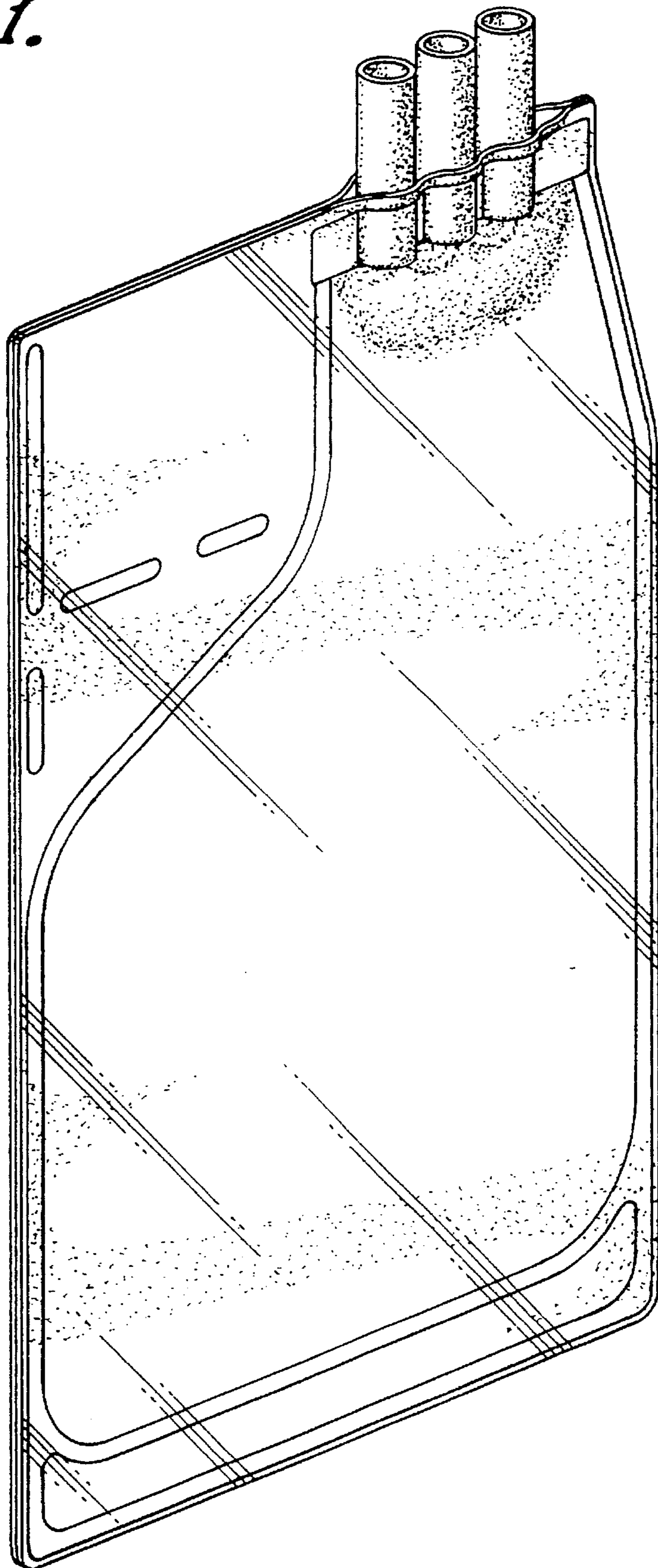


FIG. 3.



FIG. 4.

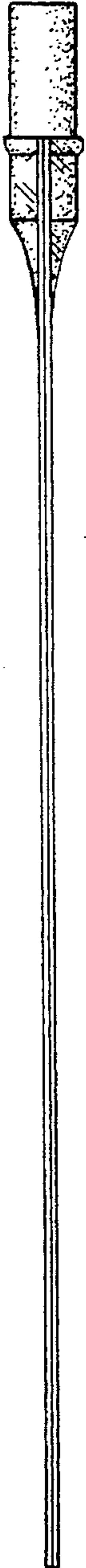


FIG. 2.

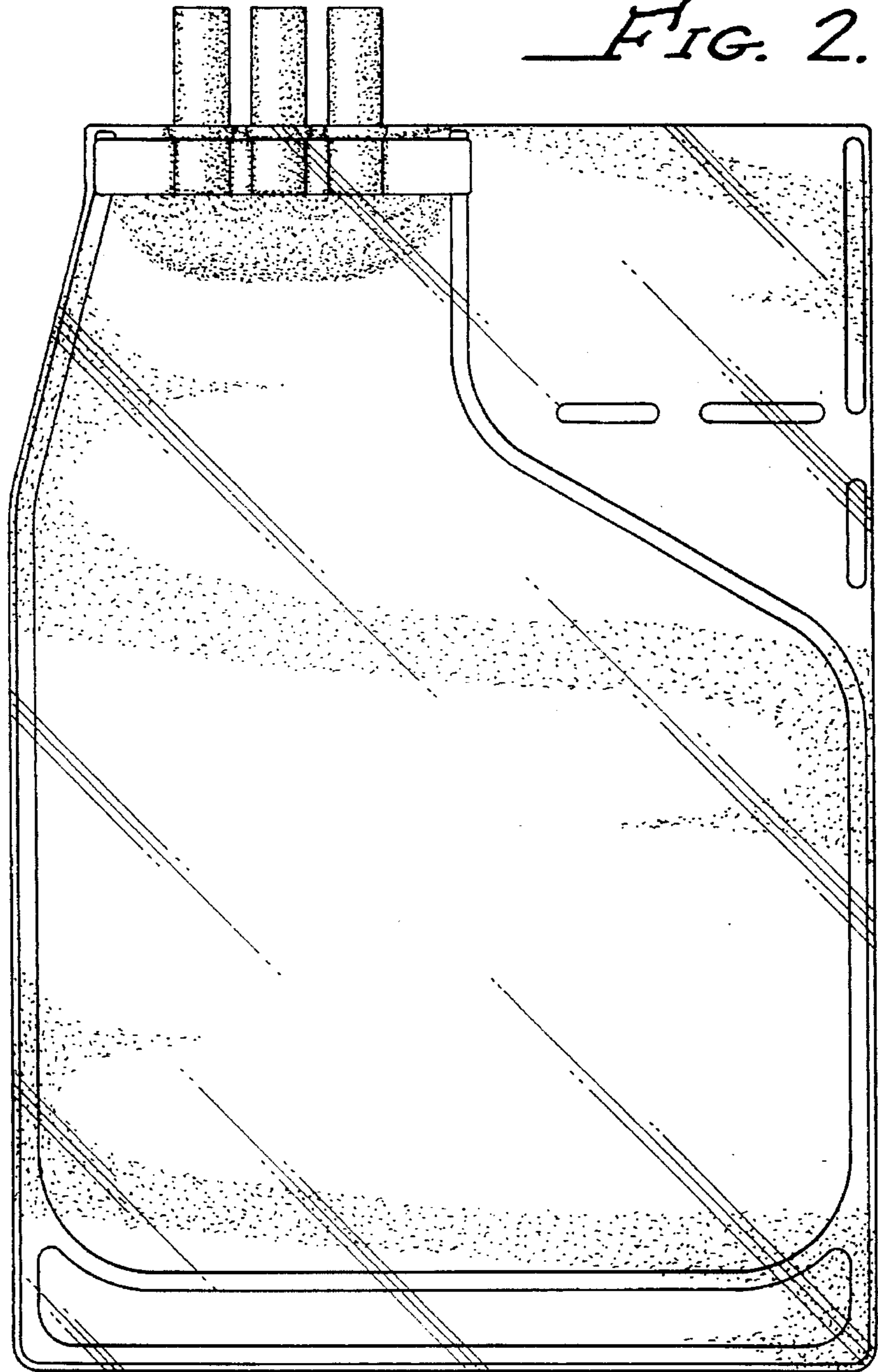


FIG. 5.

