



US00D374613S

United States Patent [19]

[11] Patent Number: **Des. 374,613**

Maxwell et al.

[45] Date of Patent: ****Oct. 15, 1996**

[54] **COMBINED SPRAY BOTTLE AND CAP**

3,320,952	5/1967	Wright	128/200.23
3,938,898	2/1976	Reitknecht	401/183
5,056,689	10/1991	Heyl et al.	222/420 X

[75] Inventors: **Robert C. Maxwell**, Princeton; **Ronald S. Elowitz**, Watchung, both of N.J.; **Thomas Uhl**, New Hope, Pa.

Primary Examiner—Prabhakar G. Deshmukh
Assistant Examiner—Cheri Cohen
Attorney, Agent, or Firm—Robert A. Franks; Eric S. Dicker

[73] Assignee: **Schering-Plough Healthcare Products, Inc.**, Memphis, Tenn.

[57] **CLAIM**

[**] Term: **14 Years**

The ornamental design for a combined spray bottle and cap, as shown and described.

[21] Appl. No.: **39,601**

DESCRIPTION

[22] Filed: **May 31, 1995**

[52] U.S. Cl. **D9/300; D24/115**

[58] **Field of Search** D9/300, 337, 447, D9/448, 540, 545, 549, 529; D24/110, 112, 115; 215/371; 128/200.25, 200.14, 200.21, 200.23; 222/420, 103, 105; 401/9, 16, 18, 26, 123, 183, 191, 195, 202-207, 262-268

FIG. 1 is a perspective view of a spray bottle showing our new design, shown without a cap;
FIG. 2 is a front elevation view thereof, the opposite side being identical;
FIG. 3 is a side elevation view thereof, the opposite side being identical;
FIG. 4 is a top plan view thereof;
FIG. 5 is a bottom plan view thereof;
FIG. 6 is a perspective view of another embodiment of a combined spray bottle and cap showing our new design; and, FIG. 7 is a top plan view of FIG. 6.
FIGS. 1-5 are shown without the cap for clarity of illustration.

[56] **References Cited**

U.S. PATENT DOCUMENTS

D. 338,159	8/1993	Densky et al.	D9/574
D. 355,844	2/1995	Bishop et al.	D9/300
2,882,902	4/1959	Juncher	222/105 X
3,152,734	10/1964	Berry	D9/300 X
3,269,389	8/1966	Meurer et al.	D24/110 X

1 Claim, 3 Drawing Sheets





FIG. 1

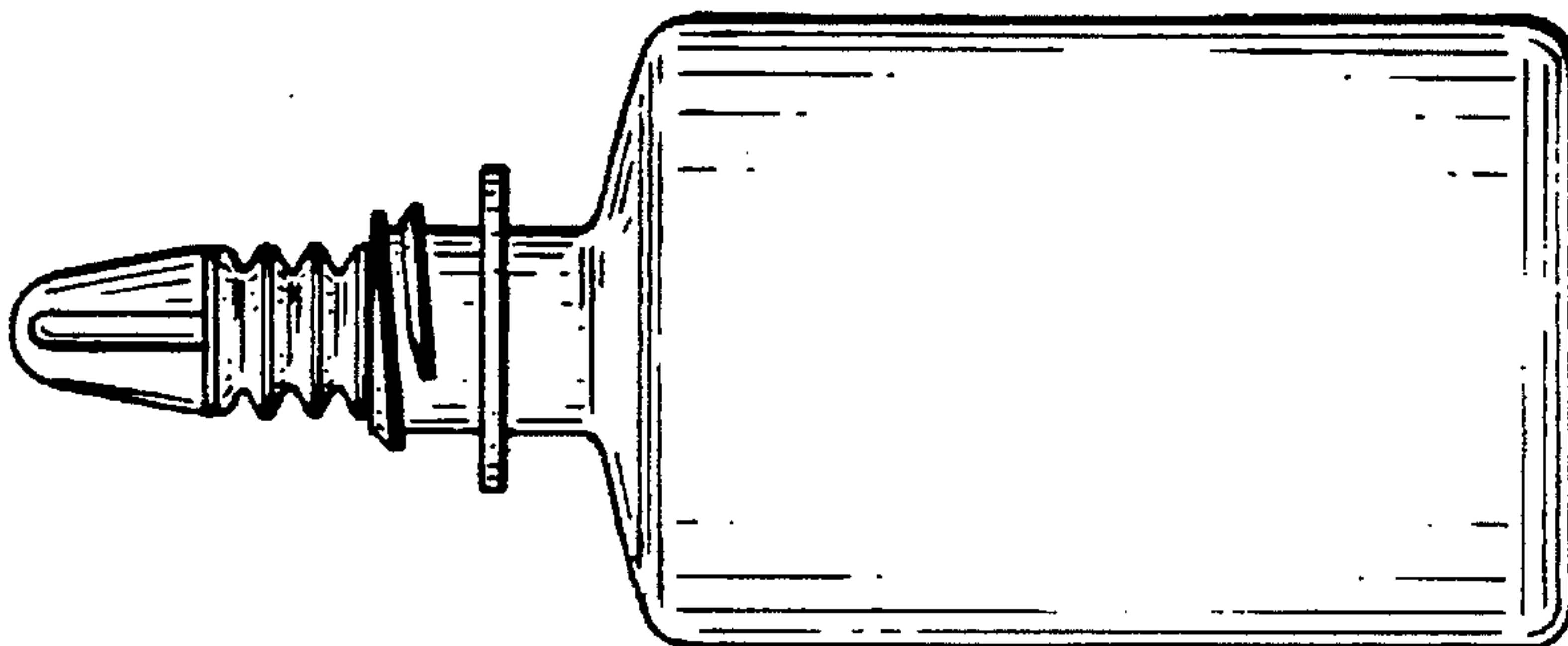


FIG. 2

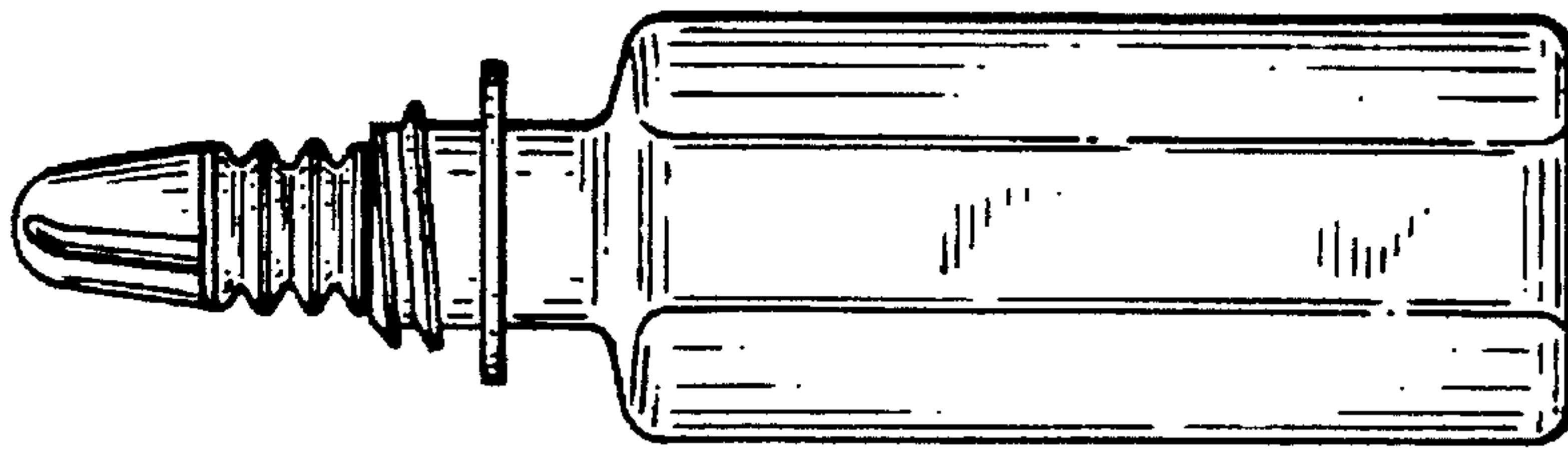


FIG. 3

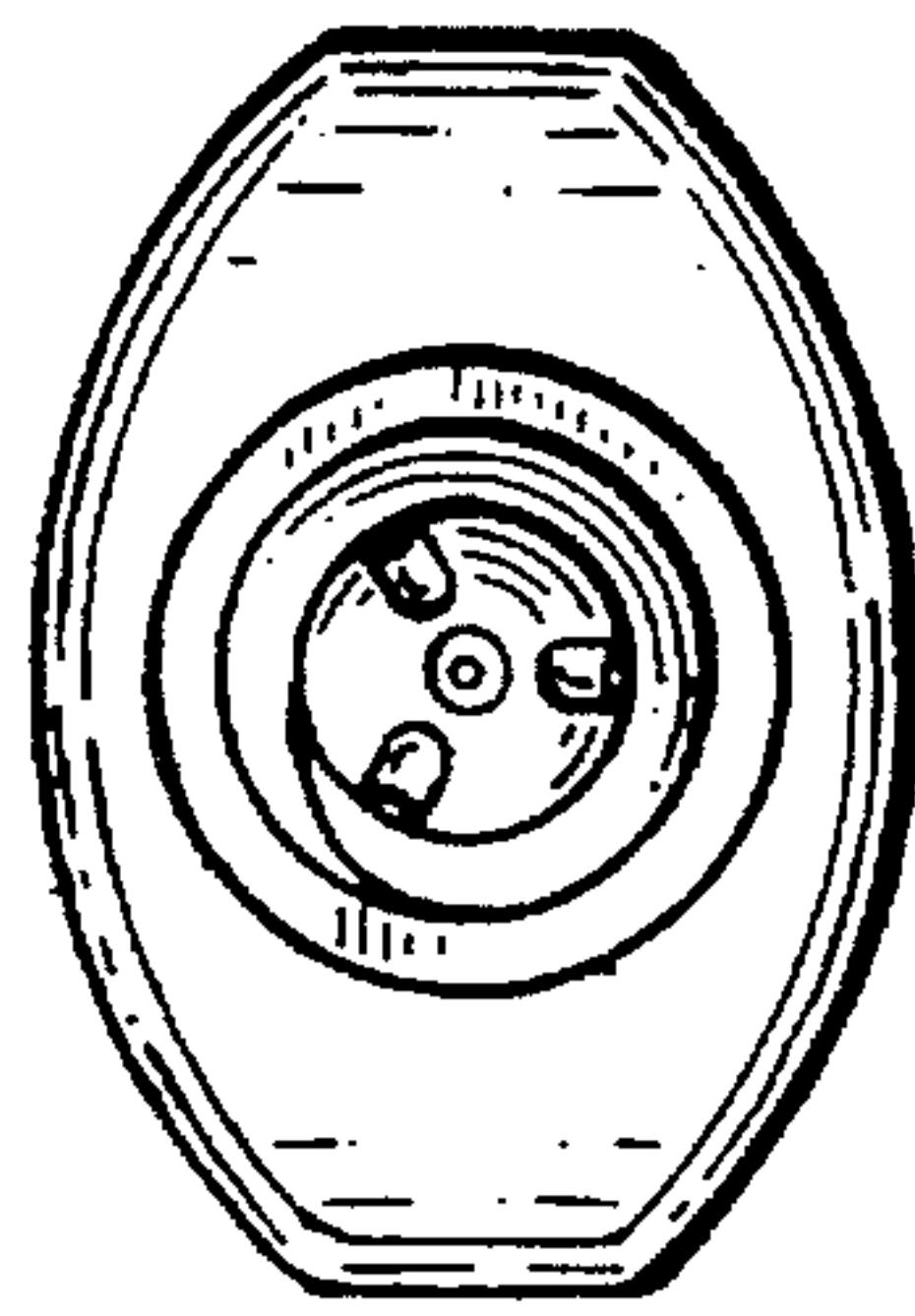


FIG. 4

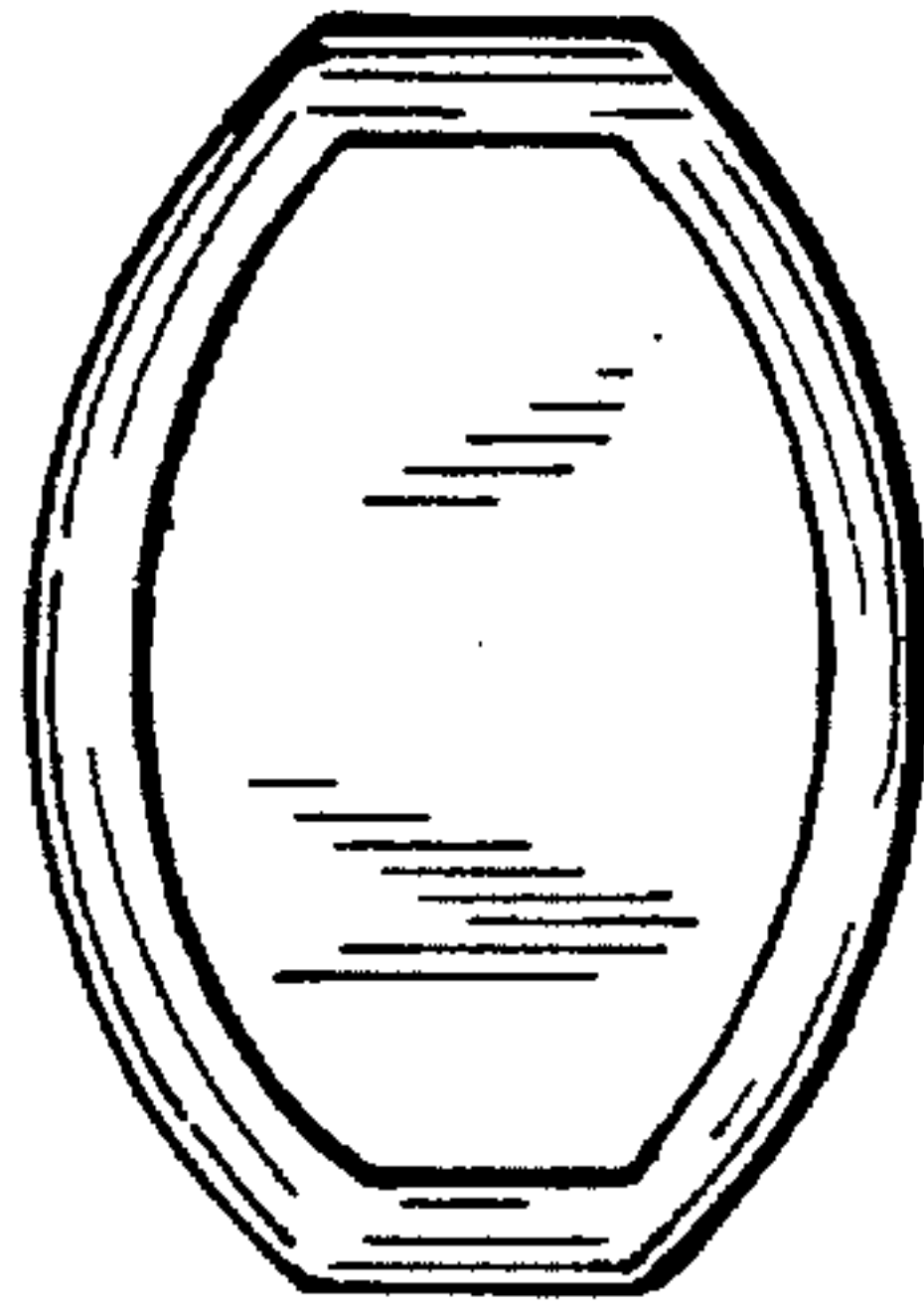


FIG. 5

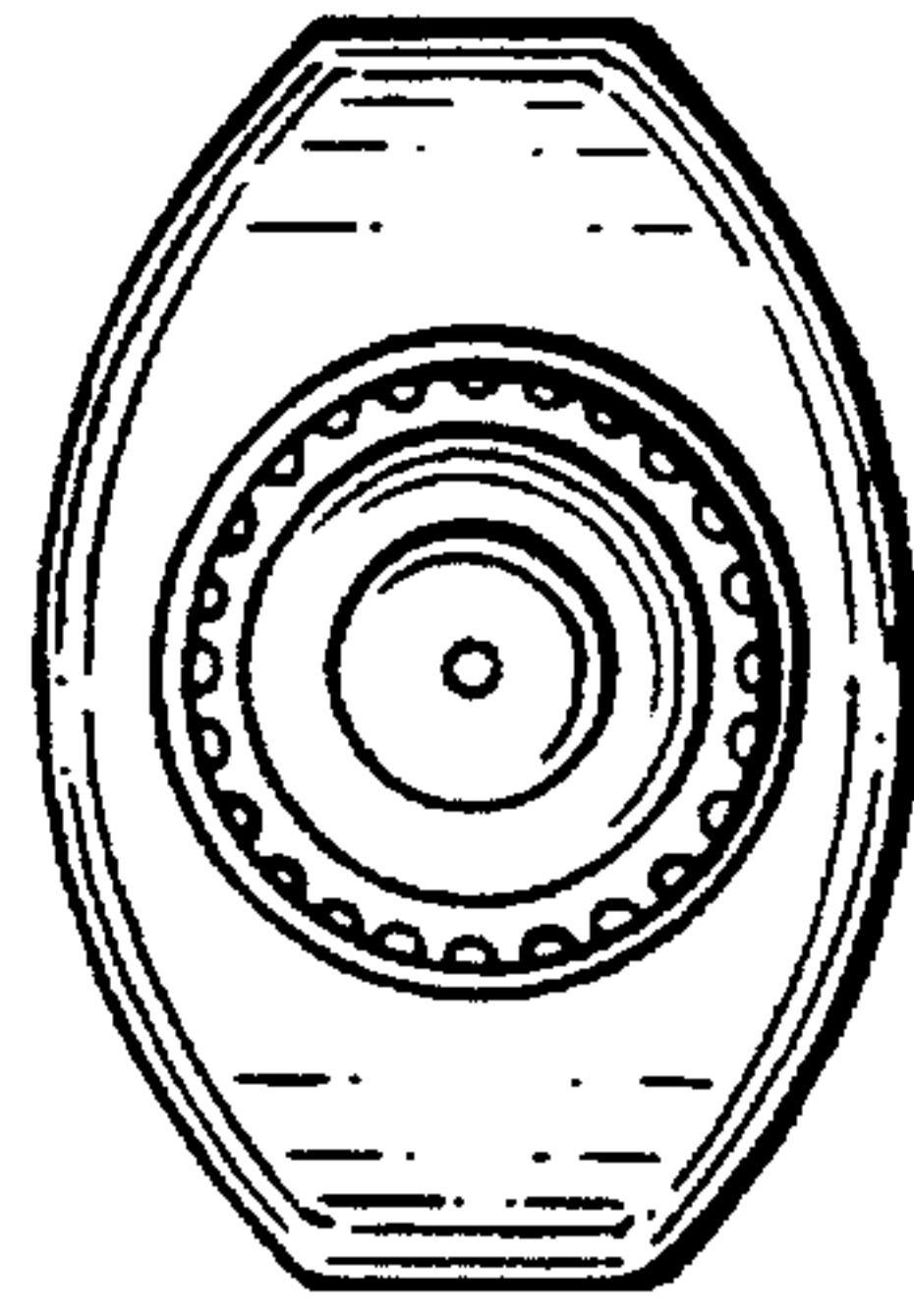


FIG. 7



FIG. 6