



US00D374611S

United States Patent [19]

[11] Patent Number: **Des. 374,611**

Bonoan et al.

[45] Date of Patent: ****Oct. 15, 1996**

[54] **SWIVEL CLIP AND CASE**

[76] Inventors: **Kim K. Bonoan; Raymond Bonoan,**
both of 23774 W. Beach Grove Rd.,
Antioch, Ill. 60002

[**] Term: **14 Years**

[21] Appl. No.: **27,346**

[22] Filed: **Aug. 15, 1994**

[52] U.S. Cl. **D8/395; D28/77; 401/104**

[58] Field of Search **D28/73, 76, 77,**
D28/83, 84, 85, 89; D8/395, 385, 356,
367, 382; D3/205, 207, 208, 212, 215;
132/317, 318; D9/337, 443; 206/37.1, 37.3,
37.4, 5, 229; 401/19, 16, 52, 78, 87, 99,
104; 24/600.9, 601.2

933,251 9/1909 Hubbard 24/600.9
 1,726,446 8/1929 McKinney 24/600.9 X
 2,022,075 11/1935 Cabrera 401/78
 2,653,339 9/1953 Mureau 401/52 X
 3,306,266 2/1967 McCunney 401/52
 5,146,657 9/1992 Frano D8/382 X

Primary Examiner—Paula A. Mortimer
Attorney, Agent, or Firm—Kajane McManus

[57] CLAIM

The ornamental design for a swivel clip and case, as shown and described.

DESCRIPTION

FIG. 1 is a side elevational view of a swivel clip and case showing our new design;
 FIG. 2 is an opposite side elevational view thereof;
 FIG. 3 is a front elevational view thereof;
 FIG. 4 is a rear elevational view thereof;
 FIG. 5 is a top plan view thereof;
 FIG. 6 is a bottom plan view thereof; and,
 FIG. 7 is a front perspective view thereof.
 The case is shown broken away for purposes of illustration.

[56] References Cited

U.S. PATENT DOCUMENTS

D. 67,897 7/1925 Lupo D28/77
 D. 89,750 5/1933 Ferris D28/894 R
 D. 299,114 12/1988 Klinge D9/337
 D. 351,049 9/1994 Schlueter D28/77

1 Claim, 1 Drawing Sheet

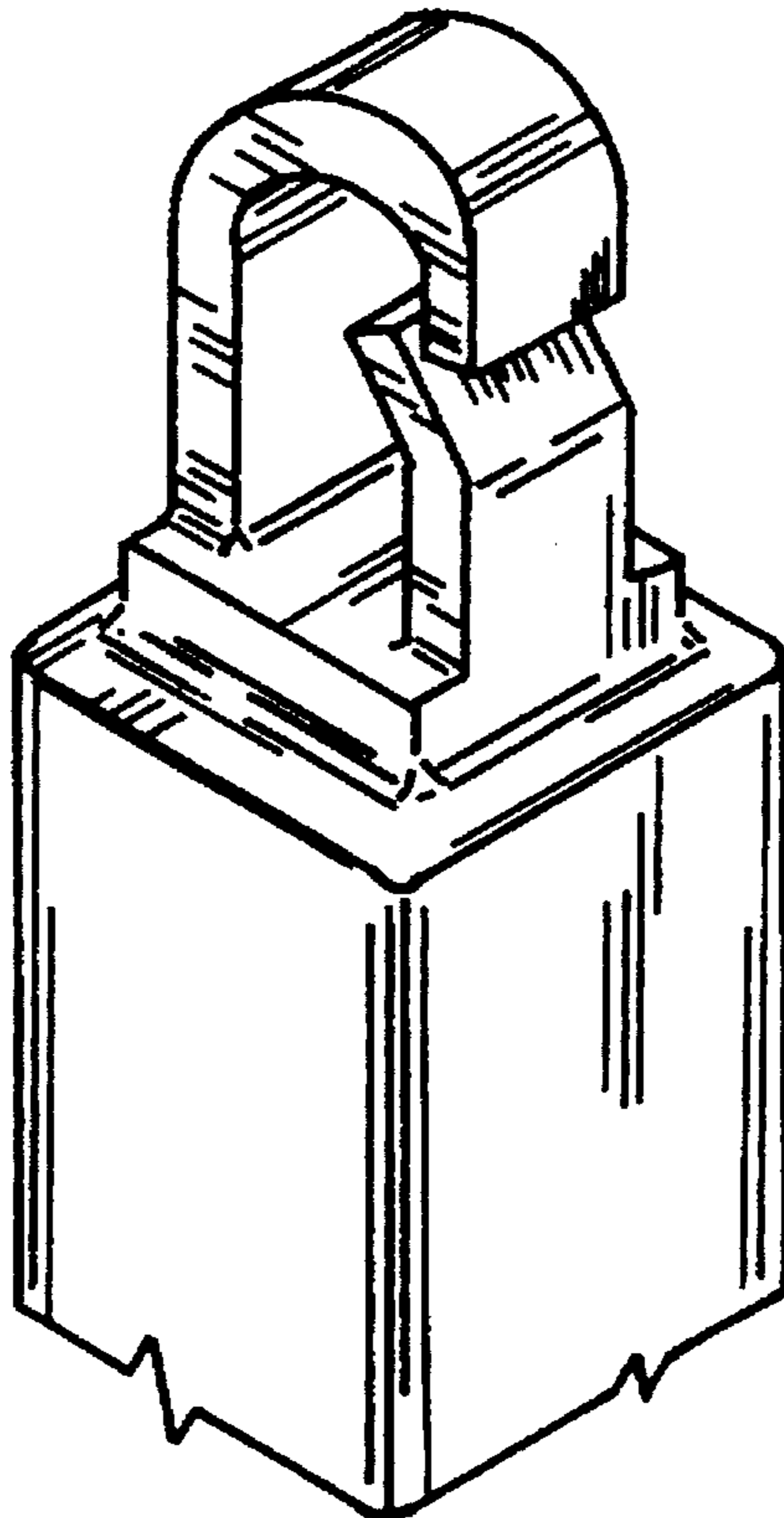


FIG. 1

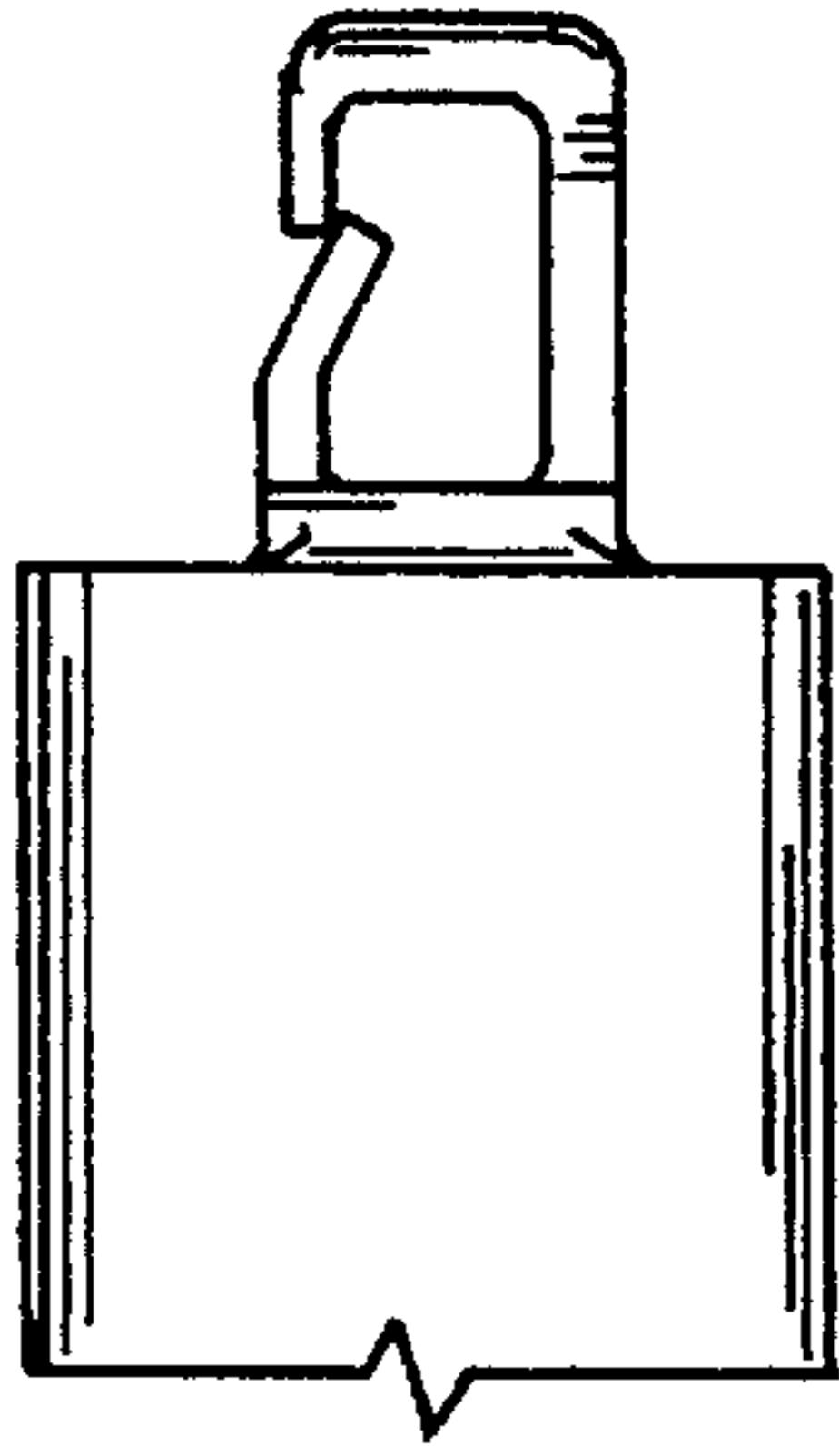


FIG. 2

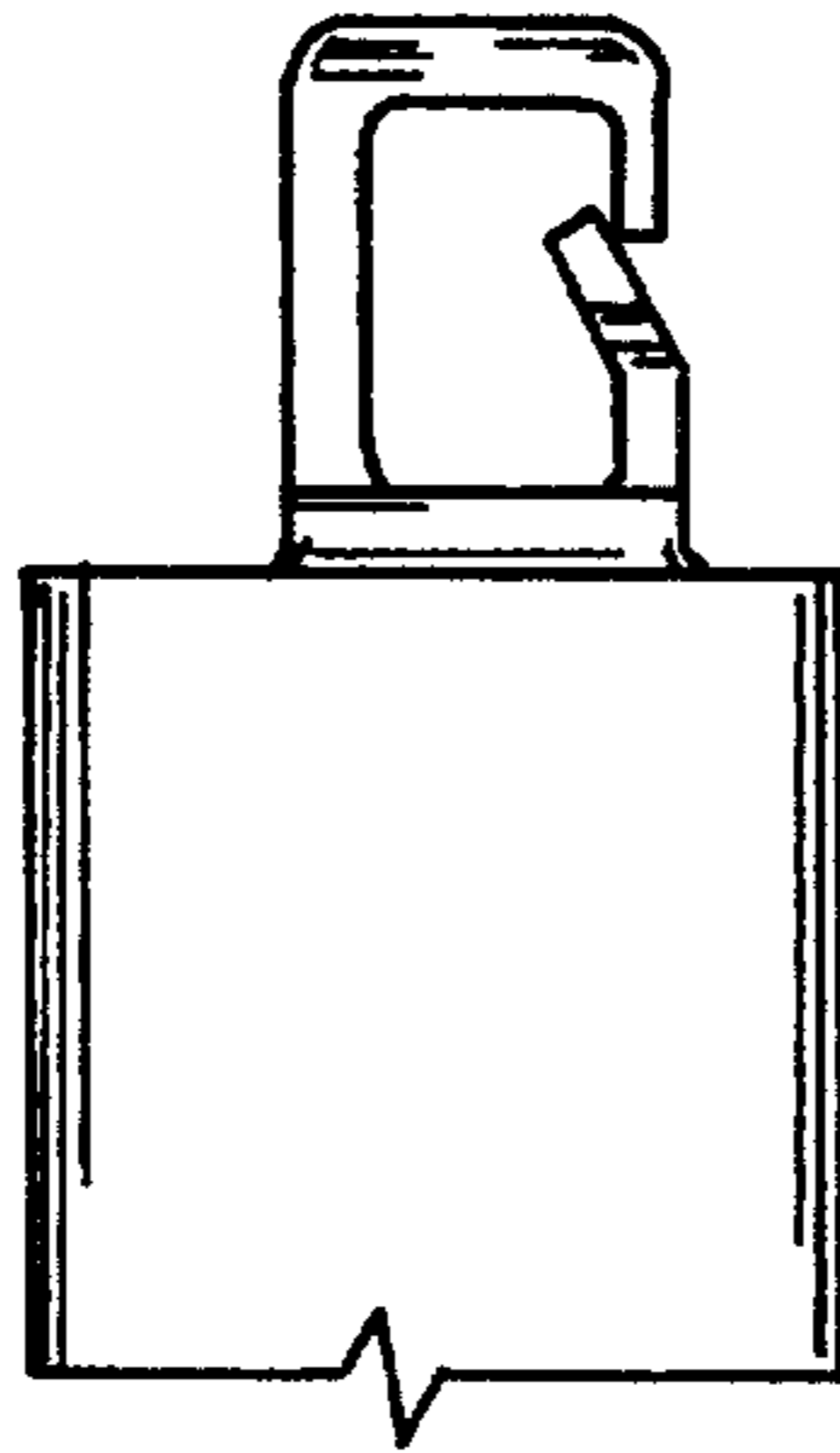


FIG. 3




FIG. 4

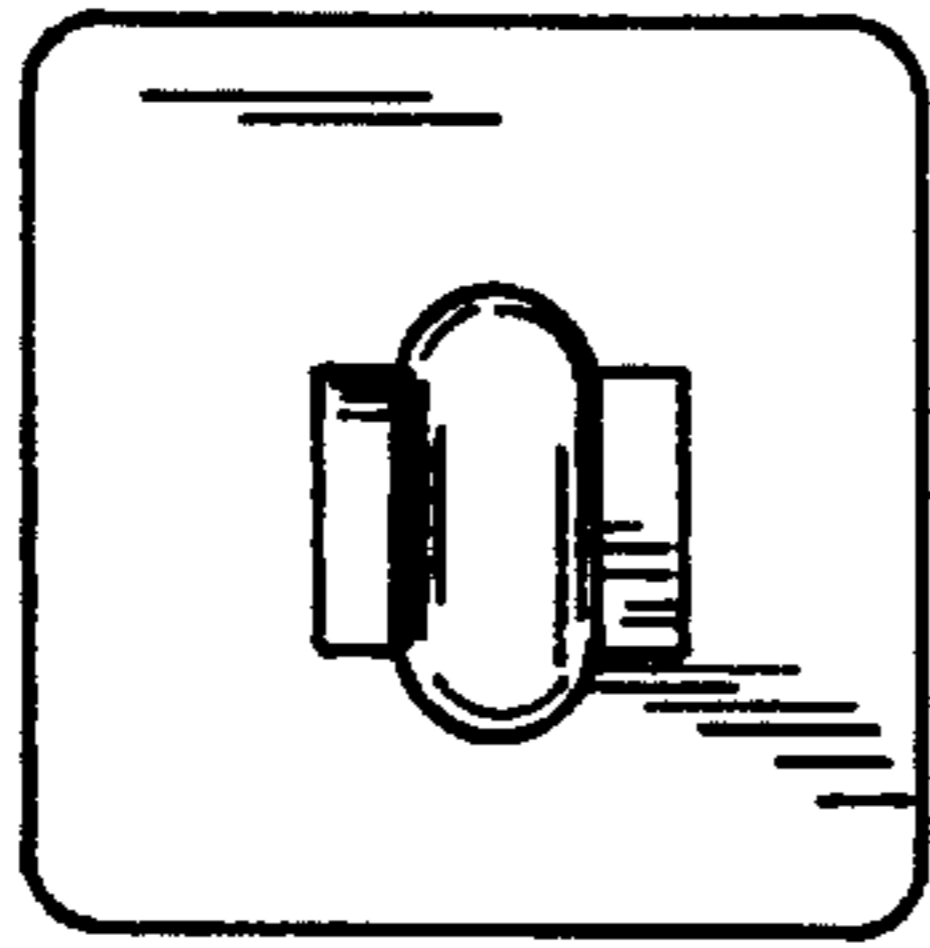



FIG. 5



FIG. 6

FIG. 7

