



US00D374568S

United States Patent [19] Paus

[11] Patent Number: Des. 374,568

[45] Date of Patent: **Oct. 15, 1996

[54] **DRESSER**

[75] Inventor: **Michael J. Paus**, High Point, N.C.

[73] Assignee: **Universal Furniture Industries, Inc.**,
High Point, N.C.

[**] Term: **14 Years**

[21] Appl. No.: **36,348**

[22] Filed: **Mar. 17, 1995**

[52] U.S. Cl. **D6/444; D6/438**

[58] Field of Search **D6/432-448, 396,
D6/397; 312/204, 223, 224, 257**

[56] **References Cited**

U.S. PATENT DOCUMENTS

| | | | |
|------------|---------|-------------------------|----------|
| D. 165,571 | 1/1952 | Brandenburger, Sr. | D6/438 |
| D. 170,021 | 7/1953 | Herrmann | D6/439 |
| D. 172,995 | 9/1954 | Silverman | D6/439 X |
| D. 183,787 | 10/1958 | Carter et al. | D6/439 |
| D. 363,392 | 10/1995 | Paus | D6/439 |

OTHER PUBLICATIONS

“River Road” by Burlington ©1978, p. 3; chest #226-250 on page.

“Brookfield” by Burlington ©1981, p. 12; Armoire Mirror chest #370-260 top far right.

Primary Examiner—Carmen H. Vales-Lado
Attorney, Agent, or Firm—Edgar A. Zarins; Malcolm L. Sutherland

[57] **CLAIM**

The ornamental design for a dresser, as shown and described.

DESCRIPTION

FIG. 1 is a perspective view of a dresser showing my new design;

FIG. 2 is a top plan view thereof;

FIG. 3 is a front elevational view thereof;

FIG. 4 is a left side elevational view as seen when in use; and,

FIG. 5 is a right side elevational view as seen when in use.

1 Claim, 3 Drawing Sheets





Fig - 1

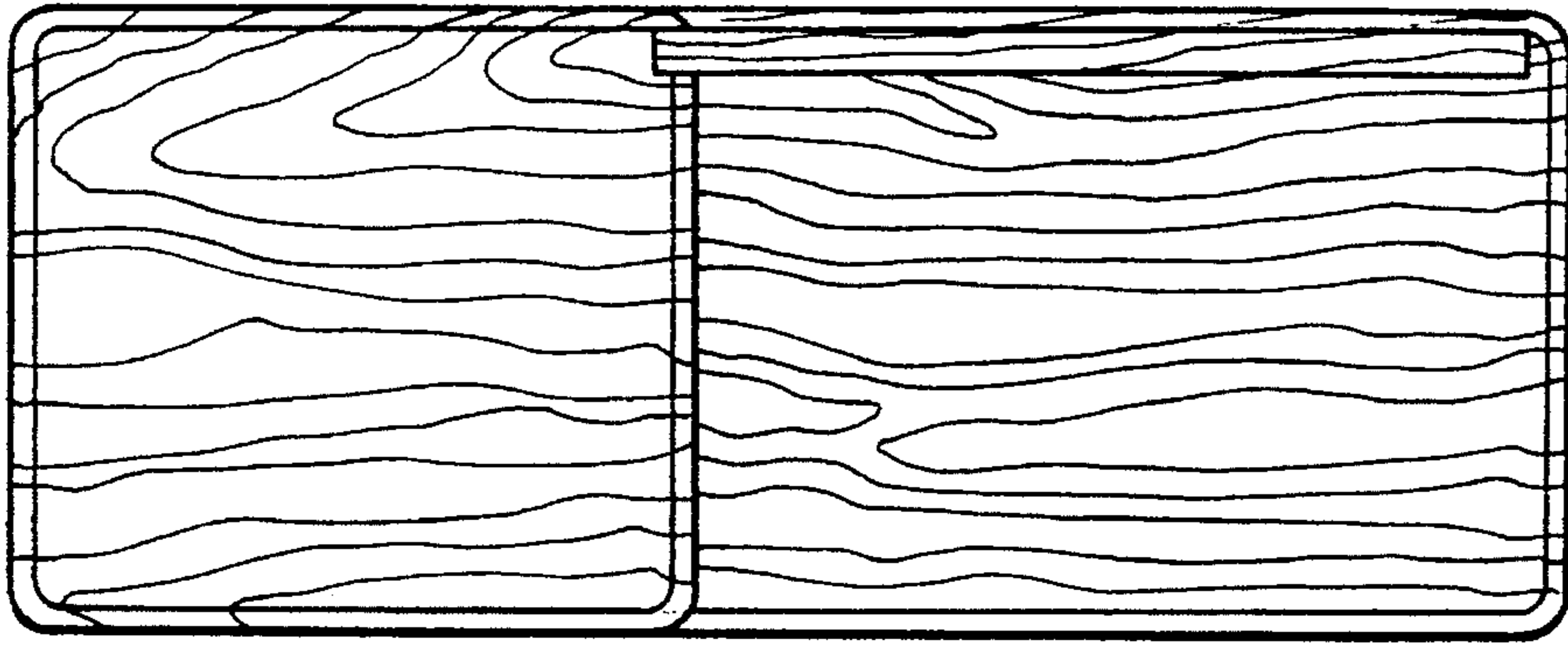


Fig - 2




Fig - 3




Fig - 4

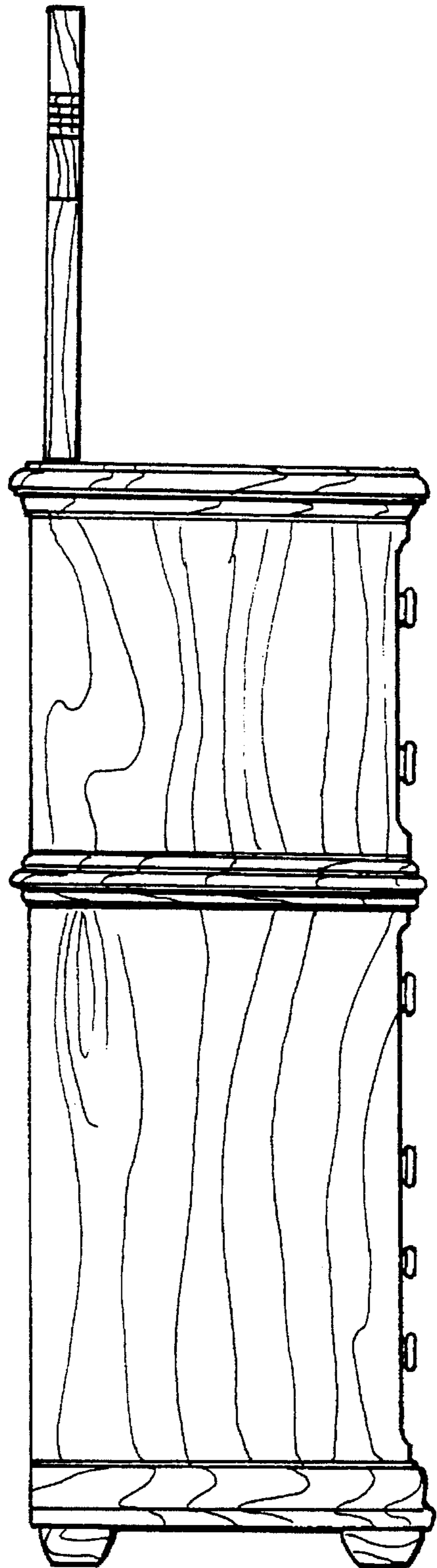


Fig - 5