



US00D374566S

United States Patent [19]
Paus

[11] **Patent Number:** **Des. 374,566**

[45] **Date of Patent:** ****Oct. 15, 1996**

[54] **CABINET**

[75] **Inventor:** **Michael J. Paus**, High Point, N.C.

[73] **Assignee:** **Universal Furniture Industries, Inc.**,
High Point, N.C.

[**] **Term:** **14 Years**

[21] **Appl. No.:** **35,439**

[22] **Filed:** **Feb. 24, 1995**

[52] **U.S. Cl.** **D6/439**

[58] **Field of Search** **D6/396, 397, 432-448;**
312/204, 225, 223, 257

D. 98,888 3/1936 Posser et al. D6/439
D. 308,307 6/1990 Keller D6/439
D. 332,357 1/1993 Keller D6/438

Primary Examiner—Carmen H. Vales-Lado
Attorney, Agent, or Firm—Edgar A. Zarins; Malcolm L. Sutherland

[57] **CLAIM**

The ornamental design for a cabinet, as shown and described.

DESCRIPTION

FIG. 1 is a perspective view of a cabinet showing my new design;

FIG. 2 is a front elevational view thereof;

FIG. 3 is a top plan view thereof; and,


FIG. 4 is a right side elevational view as seen when in use, the opposite side being a mirror image thereof.

[56] **References Cited**

U.S. PATENT DOCUMENTS

D. 51,451 11/1917 Andrews D6/439
D. 64,387 4/1924 Arons D6/446
D. 64,389 4/1924 Arons D6/439
D. 65,769 10/1924 Bockstege D6/439 X

1 Claim, 3 Drawing Sheets






Fig - 1




Fig - 2

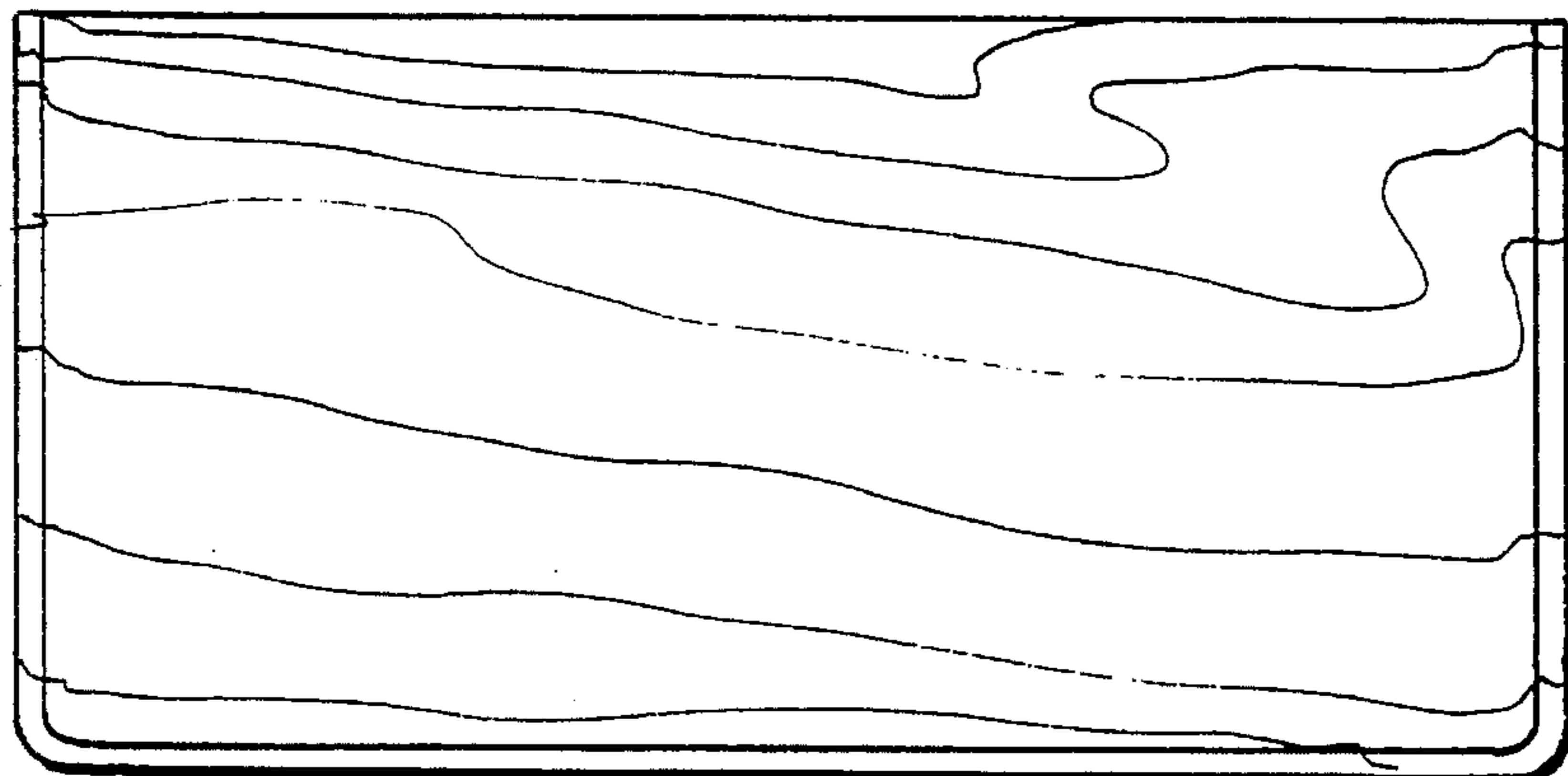


Fig - 3




Fig - 4