



US00D374551S

United States Patent [19]
Hatfield

[11] **Patent Number: Des. 374,551**

[45] **Date of Patent: *** Oct. 15, 1996**

[54] **PORTON OF A SHOE UPPER**

[75] Inventor: **Tinker L. Hatfield**, Portland, Oreg.

[73] Assignee: **Nike, Inc.**, Beaverton, Oreg.

[*] Notice: The portion of the term of this patent subsequent to Sep. 5, 2009, has been disclaimed.

[**] Term: **14 Years**

[21] Appl. No.: **39,109**

[22] Filed: **May 17, 1995**

Related U.S. Application Data

[62] Division of Ser. No. 32,079, Dec. 2, 1994, Pat. No. Des. 361,885.

[52] **U.S. Cl.** **D2/969**

[58] **Field of Search** D2/969, 970, 902,
D2/910, 907, 912; 36/45, 50.1, 83, 84,
113, 114, 132, 89

[56] **References Cited**

U.S. PATENT DOCUMENTS

D. 324,129	2/1992	Hatfield	D2/970
D. 325,287	4/1992	Strauss	.	
D. 339,449	9/1993	Hatfield	.	
D. 342,148	12/1993	Dahlsten	D2/969
D. 345,246	3/1994	Greene	D2/978
D. 346,272	4/1994	Cessor	D2/970
D. 346,899	5/1994	Hatfield	D2/970
D. 347,109	5/1994	Avar	D2/970
D. 347,317	5/1994	Avar	D2/970
D. 347,519	6/1994	Worthington	D2/970
D. 347,938	6/1994	Smith	D2/970

D. 349,396	8/1994	Hatfield	D2/970
D. 349,807	8/1994	Hatfield et al.	D2/970
D. 351,058	10/1994	Hatfield et al.	D2/969
D. 351,275	10/1994	Hatfield et al.	D2/970
D. 352,389	11/1994	Close et al.	D2/970
D. 354,163	1/1995	Hatfield	D2/970
D. 354,391	1/1995	Hatfield et al.	D2/970
D. 361,885	9/1995	Hatfield	D2/970
D. 364,729	12/1995	Teague	D2/970

OTHER PUBLICATIONS

- Nike Spring 1994 Catalog, published Jun. 1993, p. 22.
- Nike Fall 1993 Catalog, published Dec. 1992, p. 20.
- Nike Spring 1992 Catalog, published May 1991, p. 30.
- Nike Fall 1992 Catalog, published Dec. 1991, p. 22.
- Nike Fall 1991 Catalog, published Dec. 1990, p. 32.
- Nike Fall 1990 Catalog, published Dec. 1989, p. 30.
- Nike Spring 1990 Catalog, published Jun. 1989, p. 22.

Primary Examiner—Doris V. Coles
Attorney, Agent, or Firm—Banner & Allegretti, Ltd.

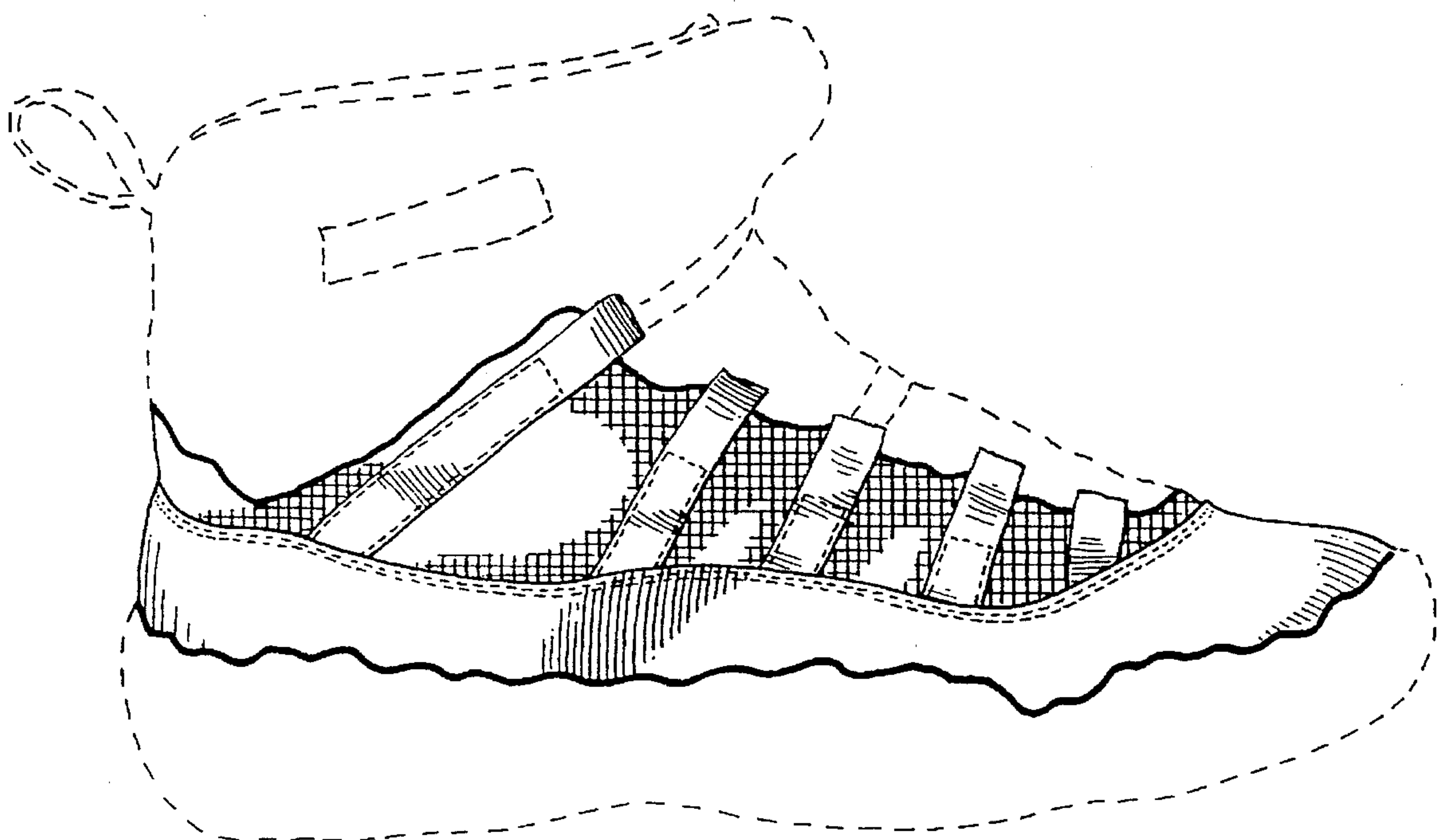
[57] **CLAIM**

The ornamental design for a portion of a shoe upper, as shown and described.

DESCRIPTION

FIG. 1 is a side elevational view of one side of a portion of a shoe upper showing my new design;
FIG. 2 is a side elevational view of the other thereof;
FIG. 3 is a front elevational view thereof;
FIG. 4 is a rear elevational view thereof; and,
FIG. 5 is a top plan view thereof.
The broken line showing the shoe sole and the disclaimed portion of the shoe upper in FIGS. 1—5 is for illustrative purposes and forms no part of the claimed design.

1 Claim, 3 Drawing Sheets



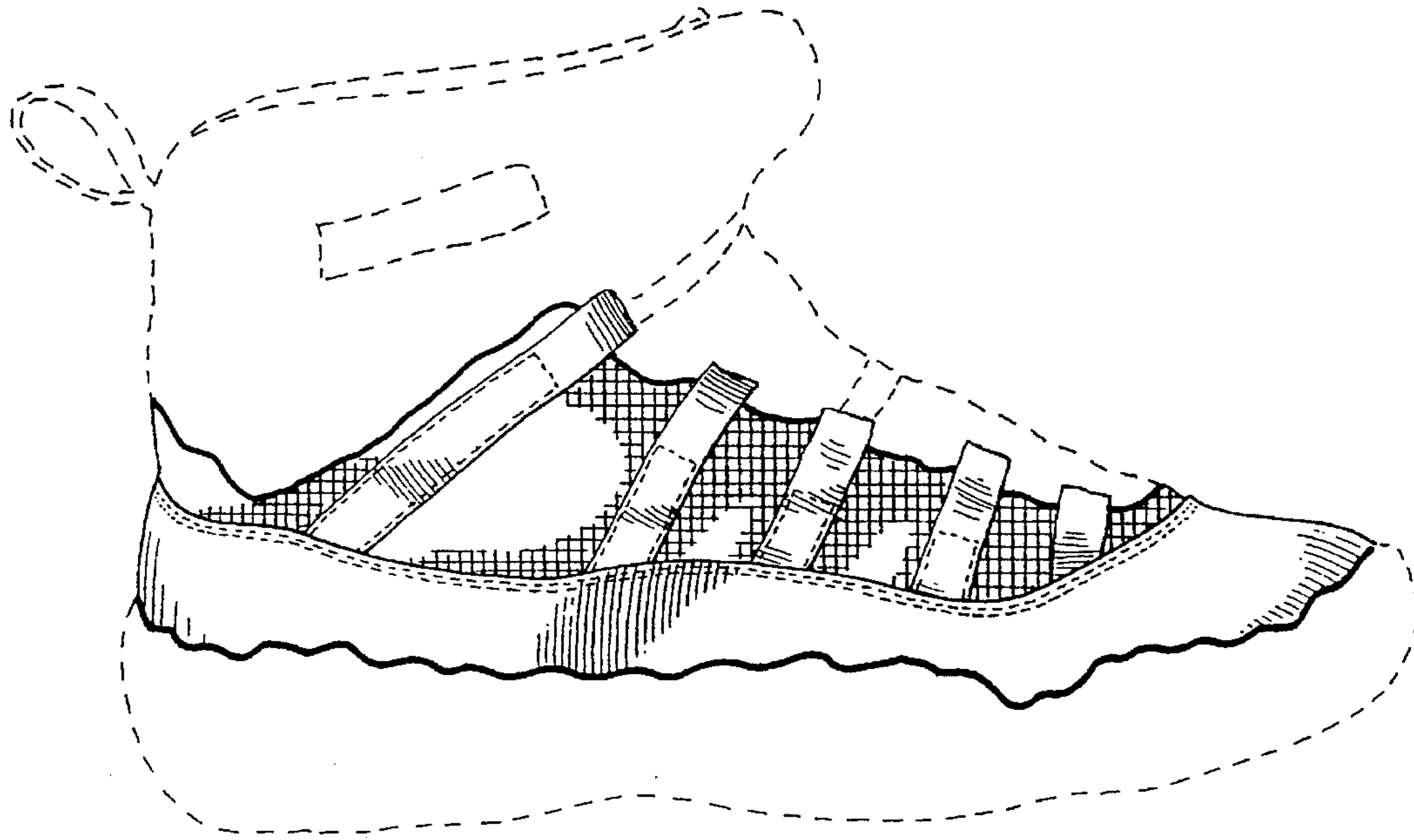


FIG. 1

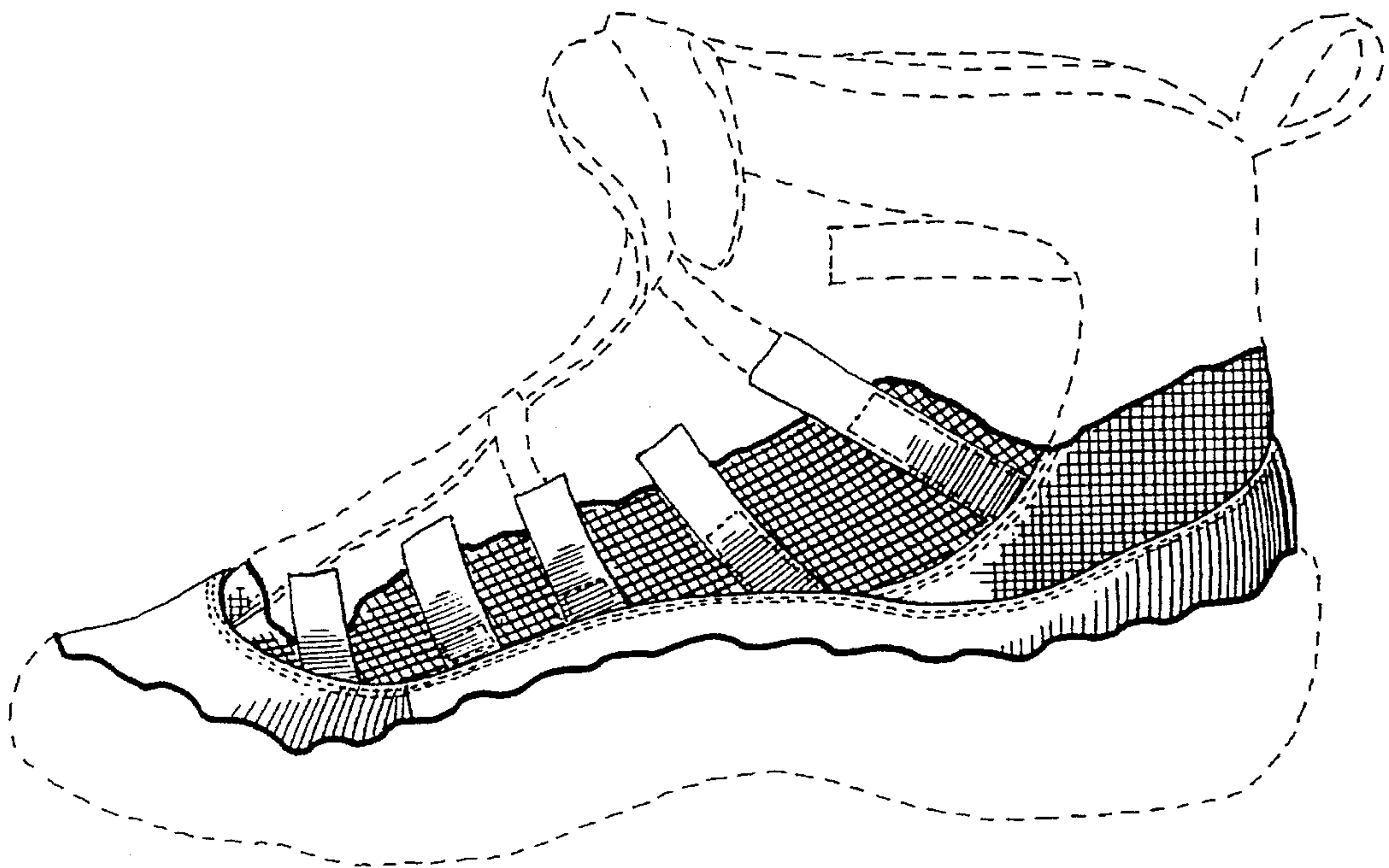


FIG. 2

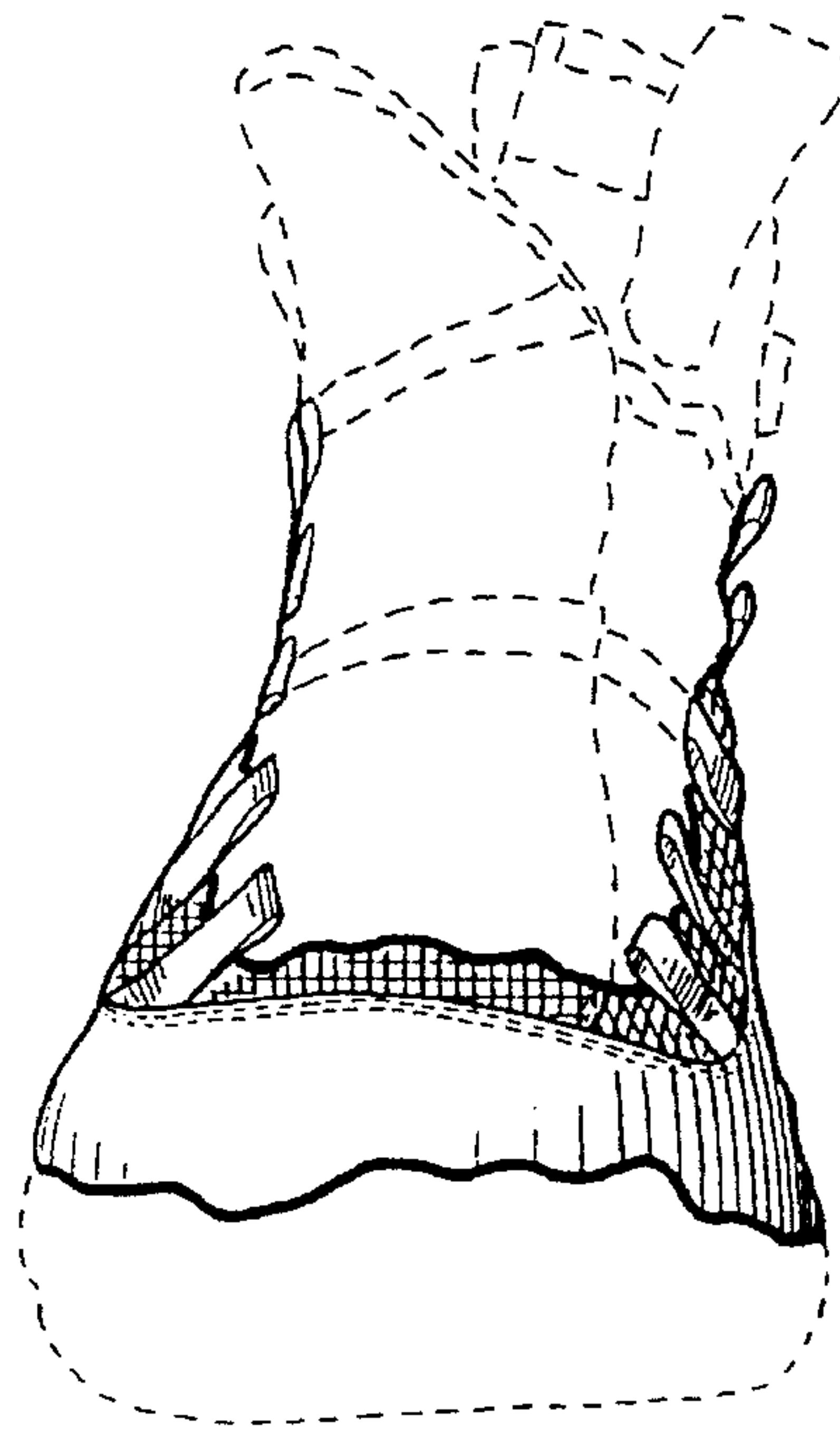


FIG. 3

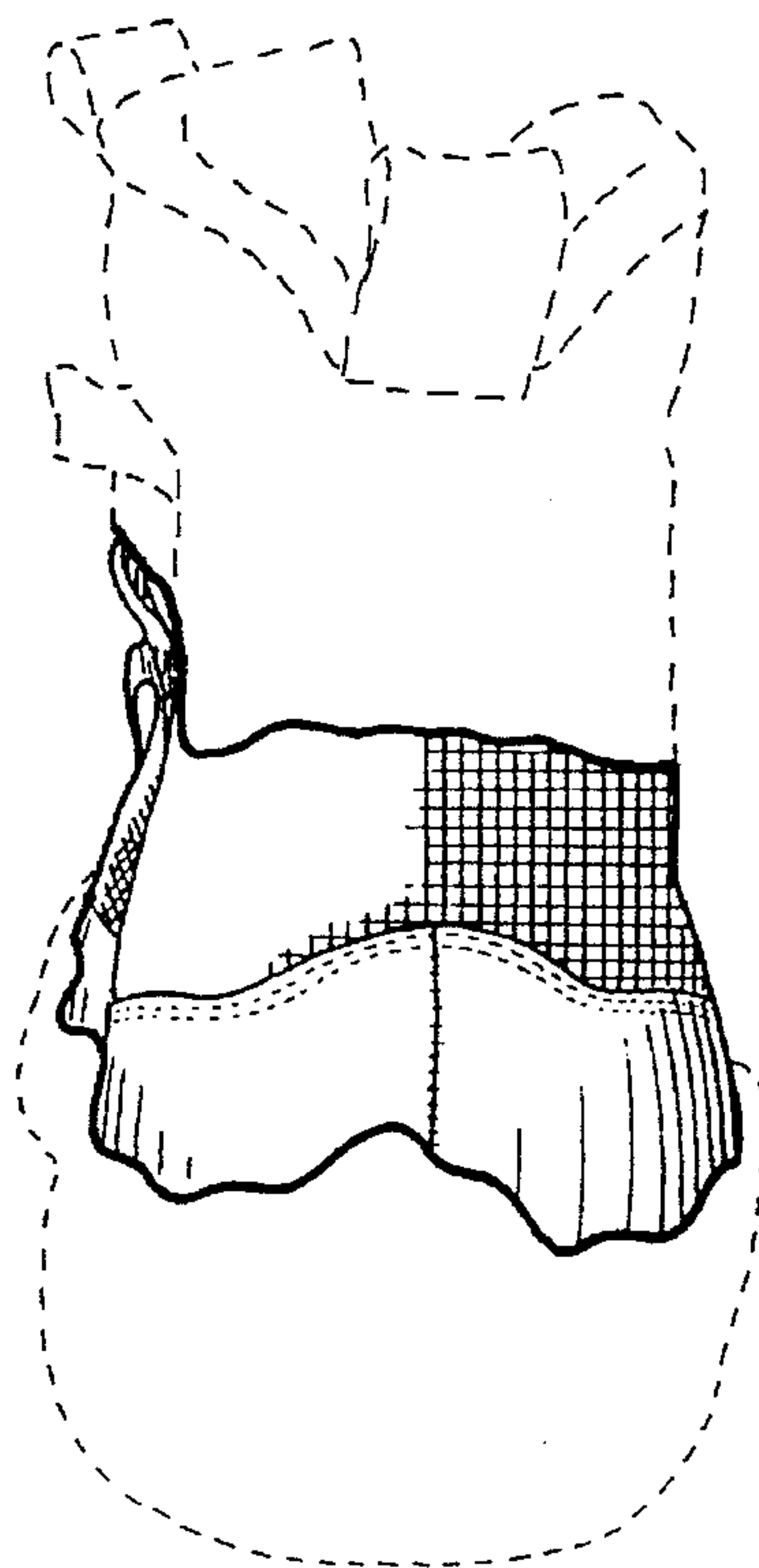


FIG. 4

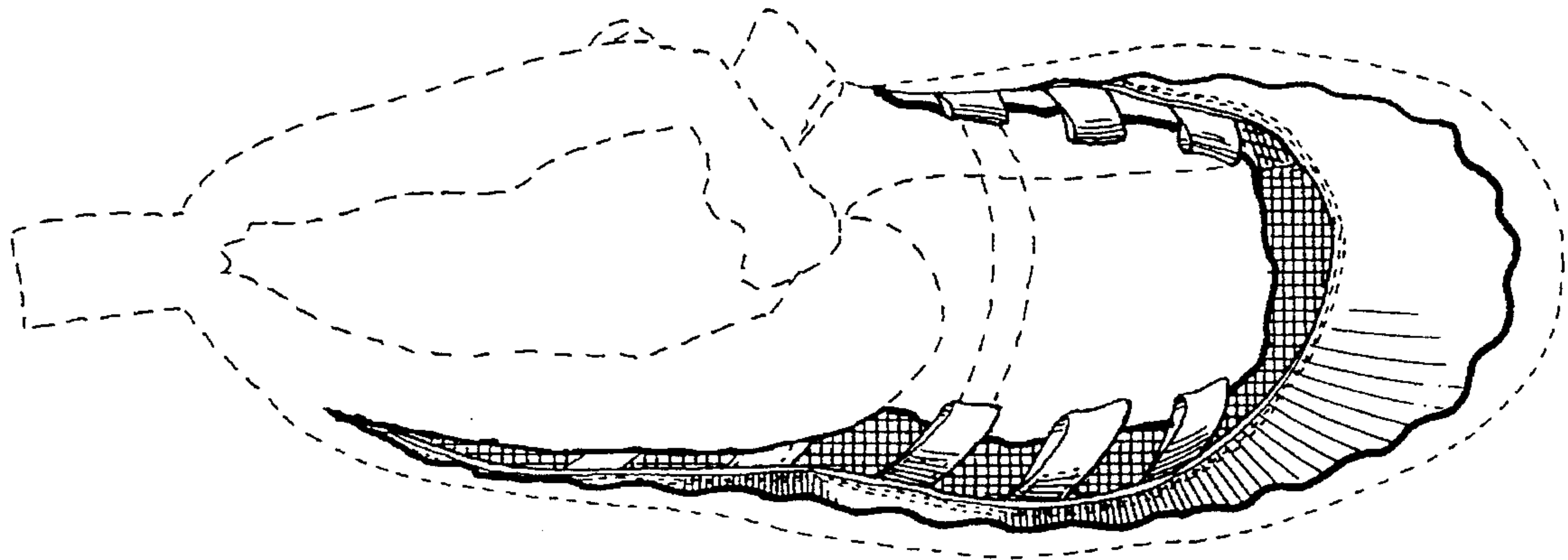


FIG. 5