



US00D374546S

United States Patent [19]

[11] Patent Number: **Des. 374,546**

Luna

[45] Date of Patent: ****Oct. 15, 1996**

[54] **MOTORCYCLE SAFETY BELT**

4,028,742	6/1977	Marquis	2/305
4,411,222	10/1983	Wolfson	.	
4,413,358	11/1983	Jimenez	D2/627 X
5,081,719	1/1992	Donnelly	.	
5,152,013	10/1992	Johnson	.	

[76] Inventor: **Richard G. Luna**, 366 Battle Dance Rd., San Jose, Calif. 95111

[**] Term: **14 Years**

Primary Examiner—Paula A. Mortimer
Attorney, Agent, or Firm—James A. Hudak

[21] Appl. No.: **41,360**

[57] **CLAIM**

[22] Filed: **Jul. 12, 1995**

The ornamental design for a motorcycle safety belt, as shown and described.

[52] U.S. Cl. **D2/627**

[58] Field of Search D2/624, 627, 628, D2/629, 639, 638; D12/114; 2/305, 300, 307, 310, 311, 338; 297/195; 280/202, 801

DESCRIPTION

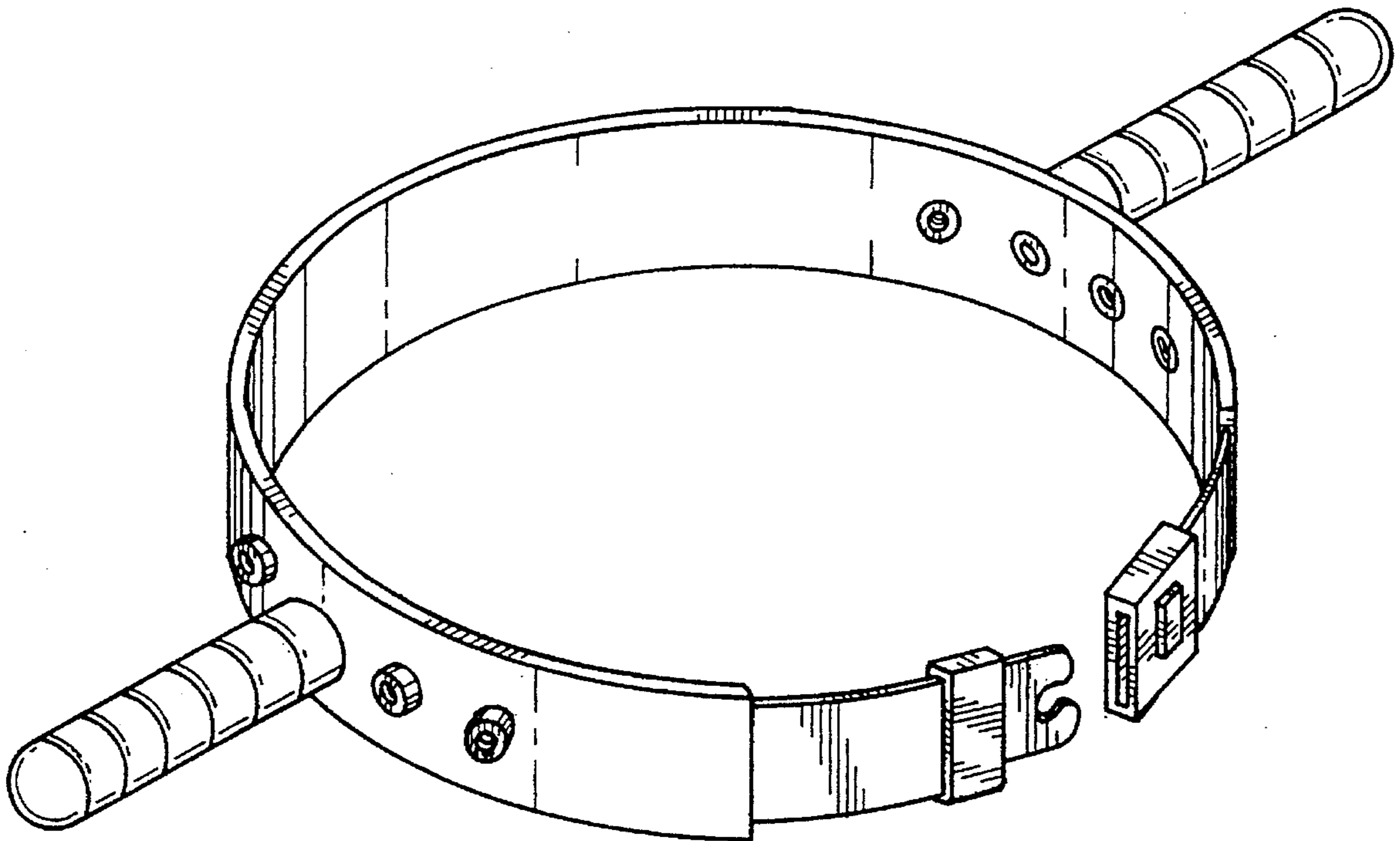
[56] **References Cited**

U.S. PATENT DOCUMENTS

D. 242,031	10/1976	Hartlaub	D12/114
D. 332,589	1/1993	Frank	.	
3,564,616	2/1971	Battaglia	2/311
3,840,902	10/1974	McNeill	2/311
3,896,499	7/1975	Kelly	2/311
3,940,801	3/1976	Riggs et al.	2/311

FIG. 1 is a perspective view of the motorcycle safety belt showing my new design;
FIG. 2 is a front elevational view thereof;
FIG. 3 is a rear elevational view thereof;
FIG. 4 is a left side elevational view thereof, the right side elevational view being a mirror image of the view shown in this Figure; and,
FIG. 5 is a top plan view thereof, the bottom plan view being a mirror image of the view shown in this Figure.

1 Claim, 3 Drawing Sheets



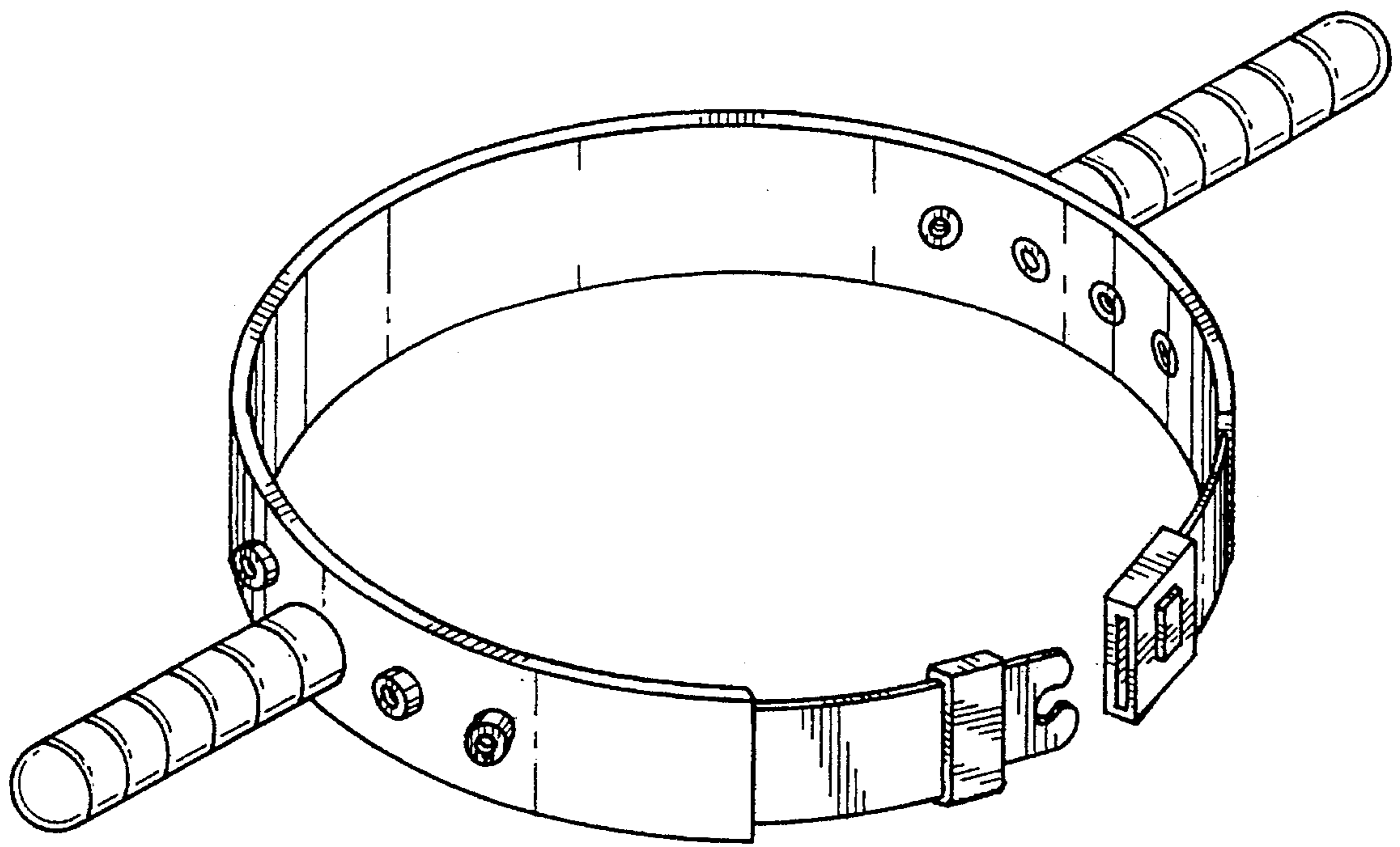


FIG. 1

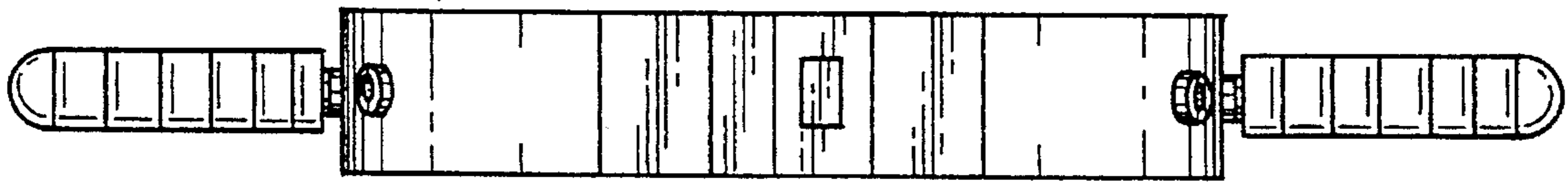


FIG. 2



FIG. 3

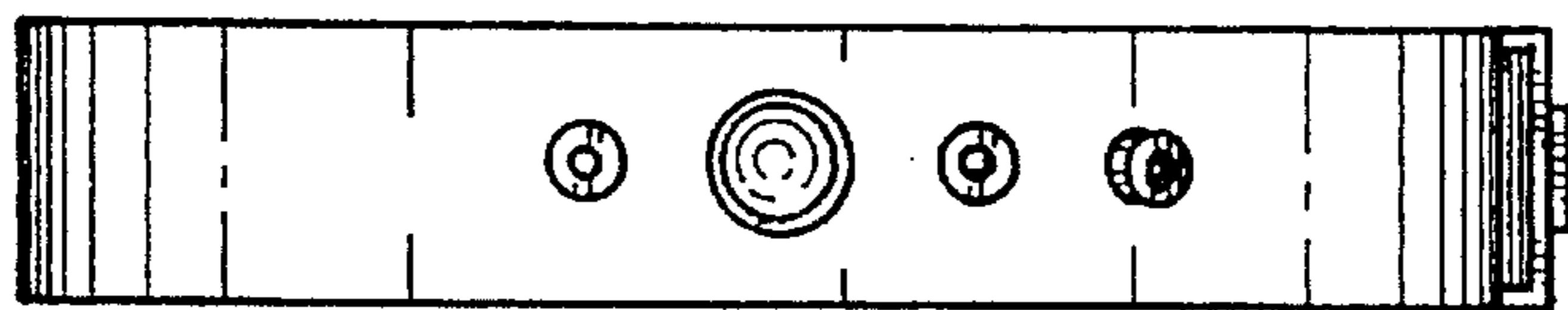


FIG. 4

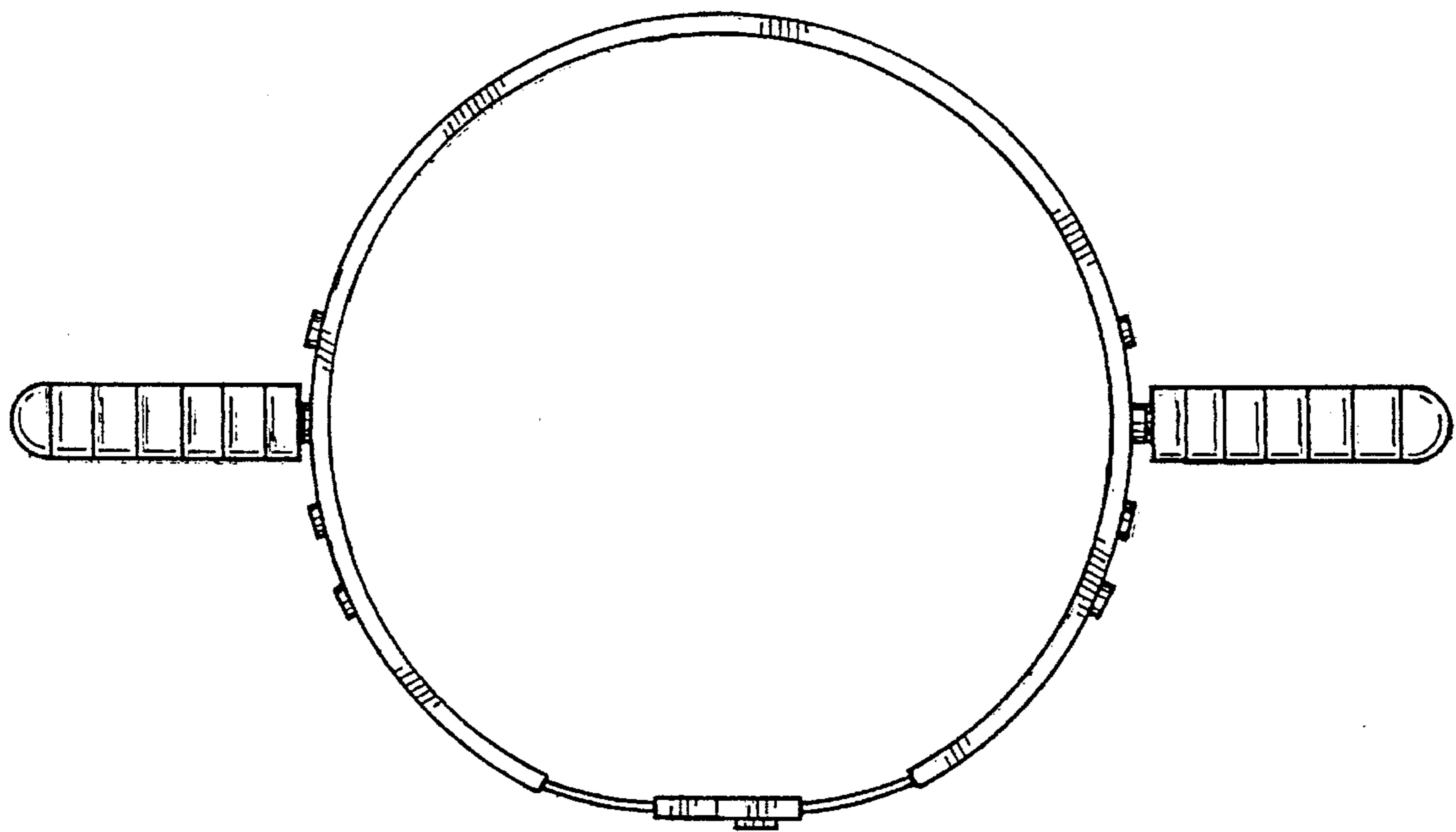


FIG. 5