



US00D374525S

United States Patent [19]

[11] Patent Number: **Des. 374,525**

Kleinpell, II et al.

[45] Date of Patent: ****Oct. 8, 1996**

[54] **CHRISTMAS ICE SCRAPER**

[76] Inventors: **Arthur S. Kleinpell, II**, 2565 Kent Ridge Ct., Bloomfield Township, Oakland County, Mich. 48301; **Lori Wachler**, 26524 Hendrie Blvd., Huntington Woods, Mich. 48070

[**] Term: **14 Years**

[21] Appl. No.: **42,454**

[22] Filed: **Jul. 10, 1995**

[52] U.S. Cl. **D32/43; D32/49**

[58] **Field of Search** D32/40, 42, 43, D32/46, 49; 15/236.01, 236.02, 236.03, 236.09, 245, 245.1; 30/169

[56] **References Cited**

U.S. PATENT DOCUMENTS

D. 44,927	11/1913	Layton	D32/43
D. 246,414	11/1977	Hopkins et al.	D32/46
D. 271,626	11/1983	Bauer	D32/42
D. 271,627	11/1983	Bauer	D32/42
4,141,111	2/1979	Hopkins et al.	15/236.02

Primary Examiner—A. Hugo Word
Assistant Examiner—Cynthia E. Ramirez
Attorney, Agent, or Firm—Thomas P. Mahoney

[57] **CLAIM**

An ornamental design for a Christmas ice scraper, as shown in the drawings.

DESCRIPTION

FIG. 1 is a front elevational view of a windshield ice scraper showing our new design;

FIG. 2 is a front edge elevational view of a windshield ice scraper showing our new design;

FIG. 3 is a rear edge elevational view of a windshield ice scraper showing our new design;

FIG. 4 is a rear elevational view of a windshield ice scraper showing our new design;

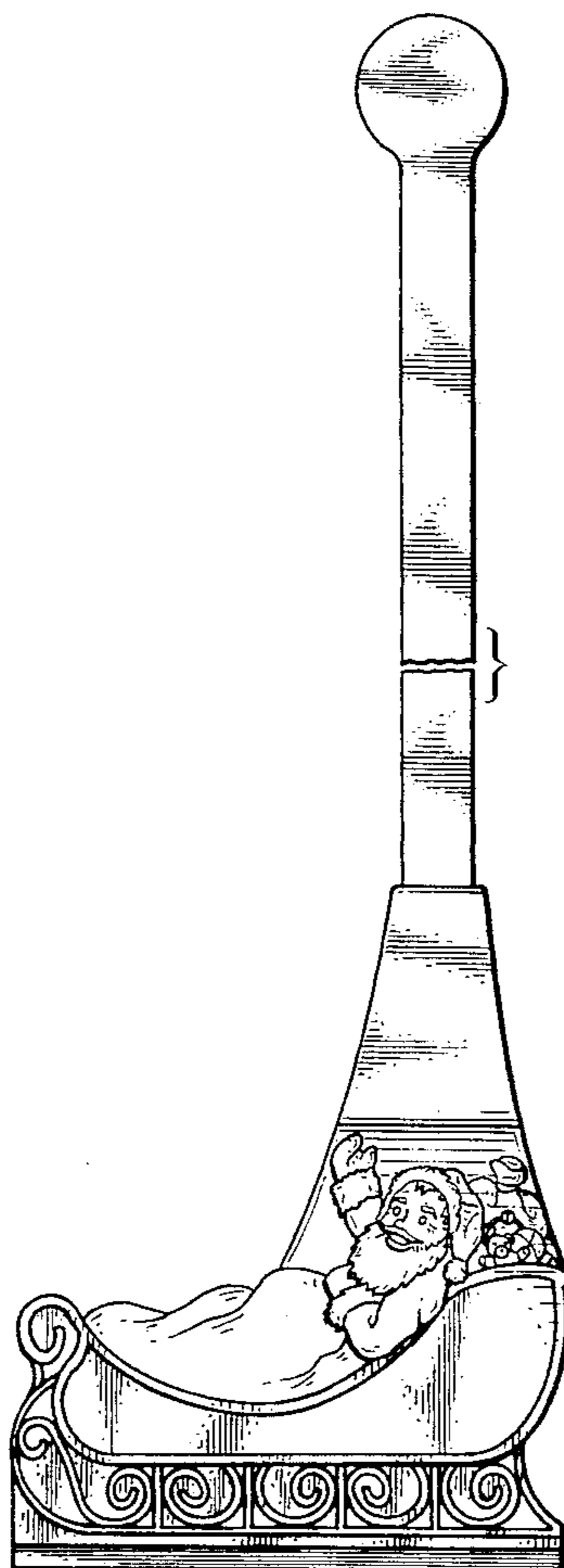
FIG. 5 is a top plan view of a windshield ice scraper showing our new design;

FIG. 6 is a bottom view of a windshield ice scraper showing our new design;

FIG. 7 is a front elevational view of an alternative embodiment of a windshield ice scraper showing our new design; and,

FIG. 8 is a rear edge elevational view of a windshield ice scraper showing our new design.

1 Claim, 3 Drawing Sheets



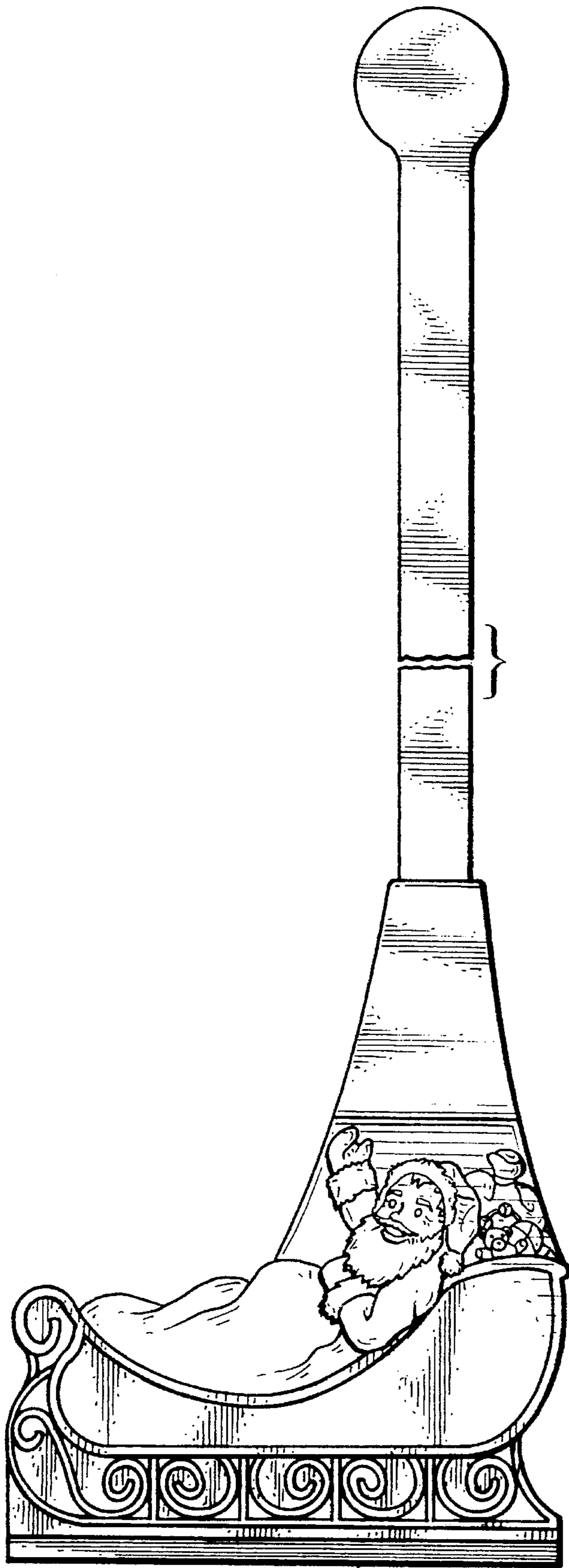


Fig. 1.




Fig. 2.

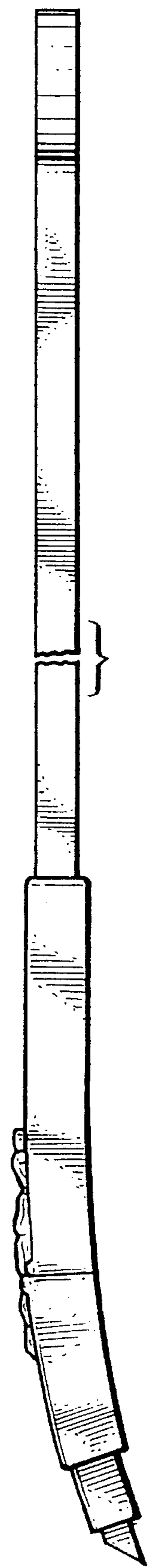


Fig. 3.

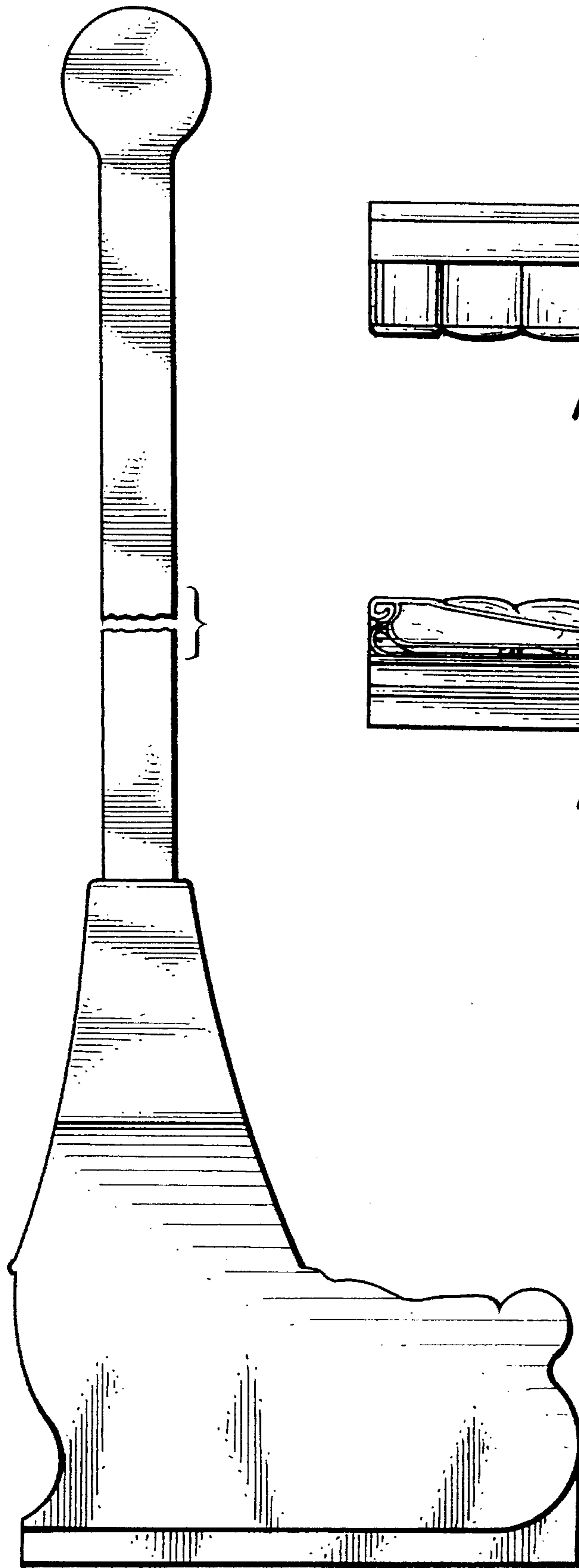


Fig. 4.




Fig. 5.



Fig. 6.

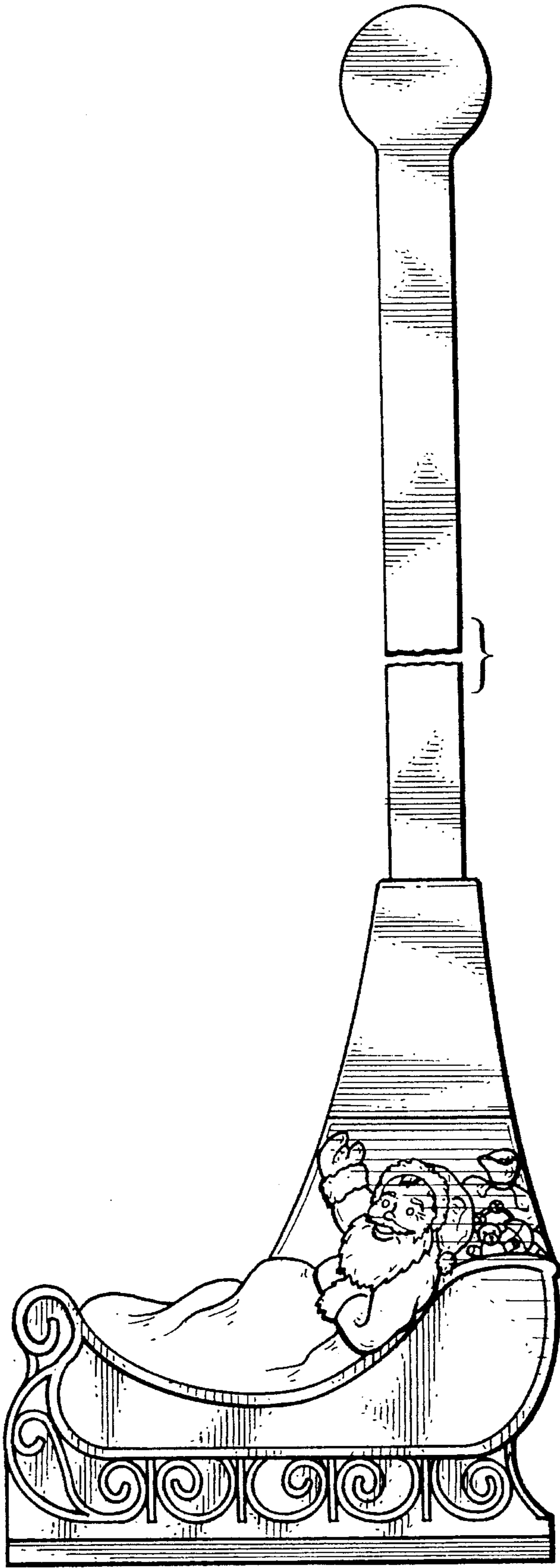


Fig. 7.

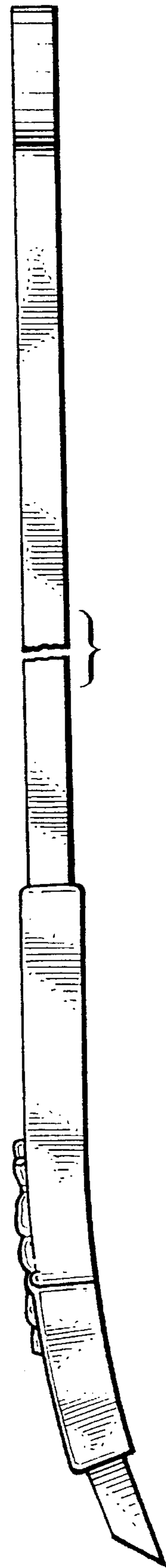


Fig. 8.