



US00D374508S

# United States Patent [19]

Walker-Whitelaw

[11] Patent Number: **Des. 374,508**

[45] Date of Patent: **\*\*Oct. 8, 1996**

[54] EAR PROTECTOR

4,791,684 12/1988 Schwartz ..... 2/209

[76] Inventor: **Virginia A. Walker-Whitelaw**, 4 E. Alexandrine, Apt. 920, Detroit, Mich. 48201-2642

*Primary Examiner*—Ruth McInroy  
*Attorney, Agent, or Firm*—Dykema Gossett PLLC

[\*\*] Term: **14 Years**

[57] **CLAIM**

The ornamental design for an ear protector, as shown and described.

[21] Appl. No.: **39,460**

[22] Filed: **May 22, 1995**

[52] U.S. Cl. .... **D29/112**

[58] Field of Search ..... D29/112; 2/2, 2/209; 128/857; D24/174, 175

**DESCRIPTION**

FIG. 1 is a right side elevational view of an ear protector showing my new design, the head shown in broken lines is for illustrative purposes only and forms no part of the claimed design;

FIG. 2 is a perspective view thereof;

FIG. 3 is a rear elevational view thereof;

FIG. 4 is a right side elevational view thereof, the left side being a mirror image;

FIG. 5 is a front elevational view thereof;

FIG. 6 is a top plan view thereof; and,

FIG. 7 is a bottom plan view thereof.

[56] **References Cited**

**U.S. PATENT DOCUMENTS**

D. 267,286	12/1982	Anderie	.....	D29/112
D. 305,072	12/1989	Ferguson	.....	D29/112
D. 328,160	7/1992	Sudduth	.....	D29/112
D. 331,130	11/1992	Williams	.....	D29/112
993,620	5/1911	Quinn	.....	128/866
1,697,102	1/1929	Barrington	.....	128/866

**1 Claim, 1 Drawing Sheet**






FIG. 1




FIG. 2




FIG. 6




FIG. 7




FIG. 3




FIG. 4



FIG. 5