



US00D374487S

United States Patent [19]

[11] **Patent Number: Des. 374,487**

Lacherza

[45] **Date of Patent: **Oct. 8, 1996**

[54] **ROLLER-OPERABLE SCREEN FOR GARAGE DOOR OPENING**

[57] **CLAIM**

[76] Inventor: **Francis Lacherza**, 2 Cayuga Trail, Wayne, N.J. 07470

The ornamental design for a roller-operable screen for garage door opening, as shown and described.

[**] Term: **14 Years**

DESCRIPTION

[21] Appl. No.: **40,016**

FIG. 1 is a reduced perspective view of a roller-operable screen for garage door opening, wherein the broken lines show, for illustrative purposes only, a conventional, single-car garage, which garage forms no part of the claimed design;

[22] Filed: **Jun. 8, 1995**

[52] U.S. Cl. **D25/53**

FIG. 2 is a top plan view of FIG. 1;

[58] Field of Search D25/53; 160/201, 160/268.1

FIG. 3 is a front elevational view of FIG. 1;

FIG. 4 is a left side elevational view of FIG. 1;

FIG. 5 is a bottom plan view of FIG. 1; and,

FIG. 6 is a rear elevational view of FIG. 1.

[56] **References Cited**

U.S. PATENT DOCUMENTS

D. 334,067	3/1993	Helka	D25/53
4,673,019	6/1987	Silverthorne et al.	160/268.1
5,346,754	9/1994	Yon	160/201

In the embodiment shown, there is substantial similarity in the corresponding right and left side elevational views, and, as the only difference is the mirror image of one another, only the left side is shown.

Primary Examiner—Doris Clark
Attorney, Agent, or Firm—Siegmar Silber

1 Claim, 3 Drawing Sheets

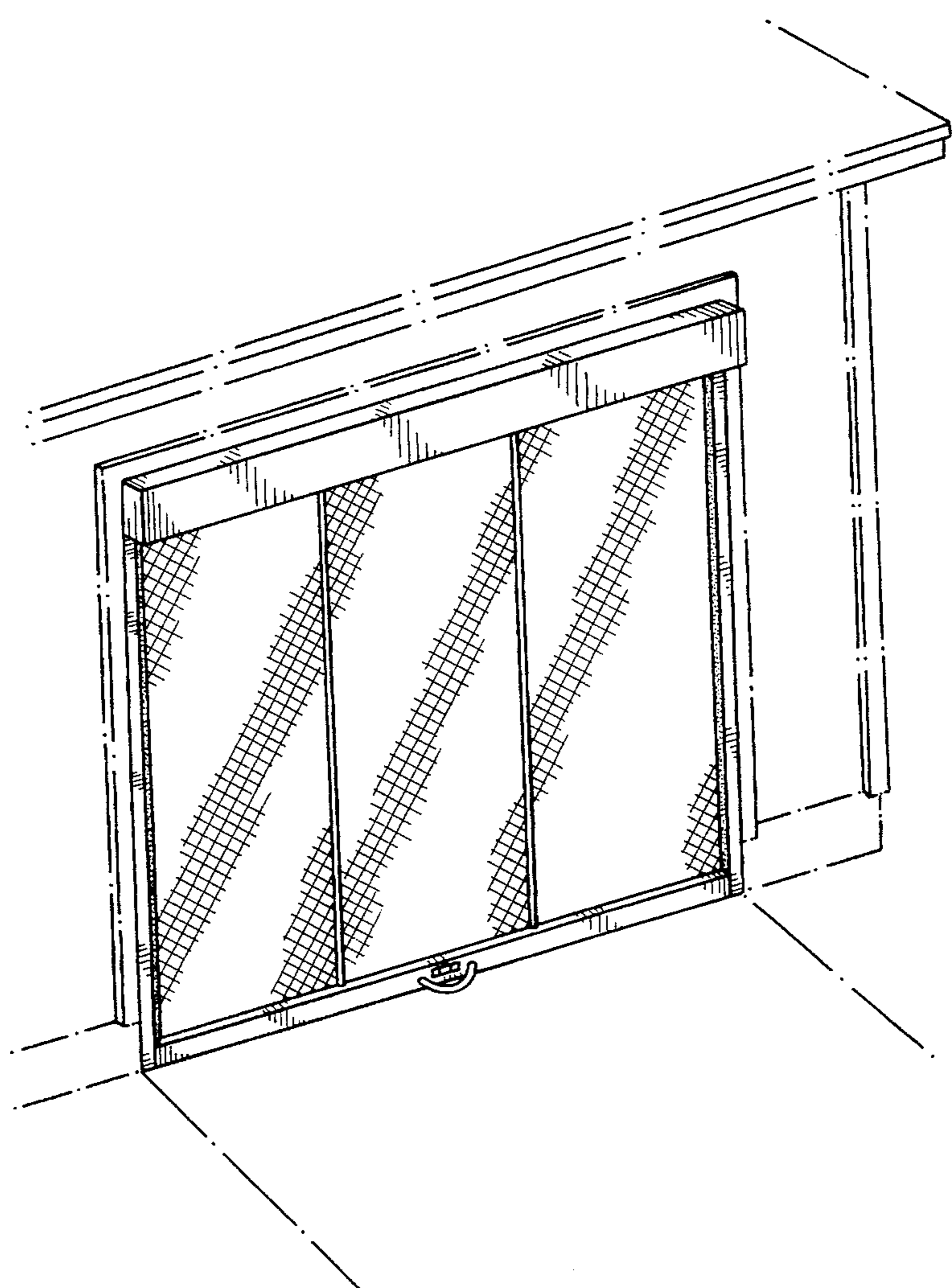


FIG. 1

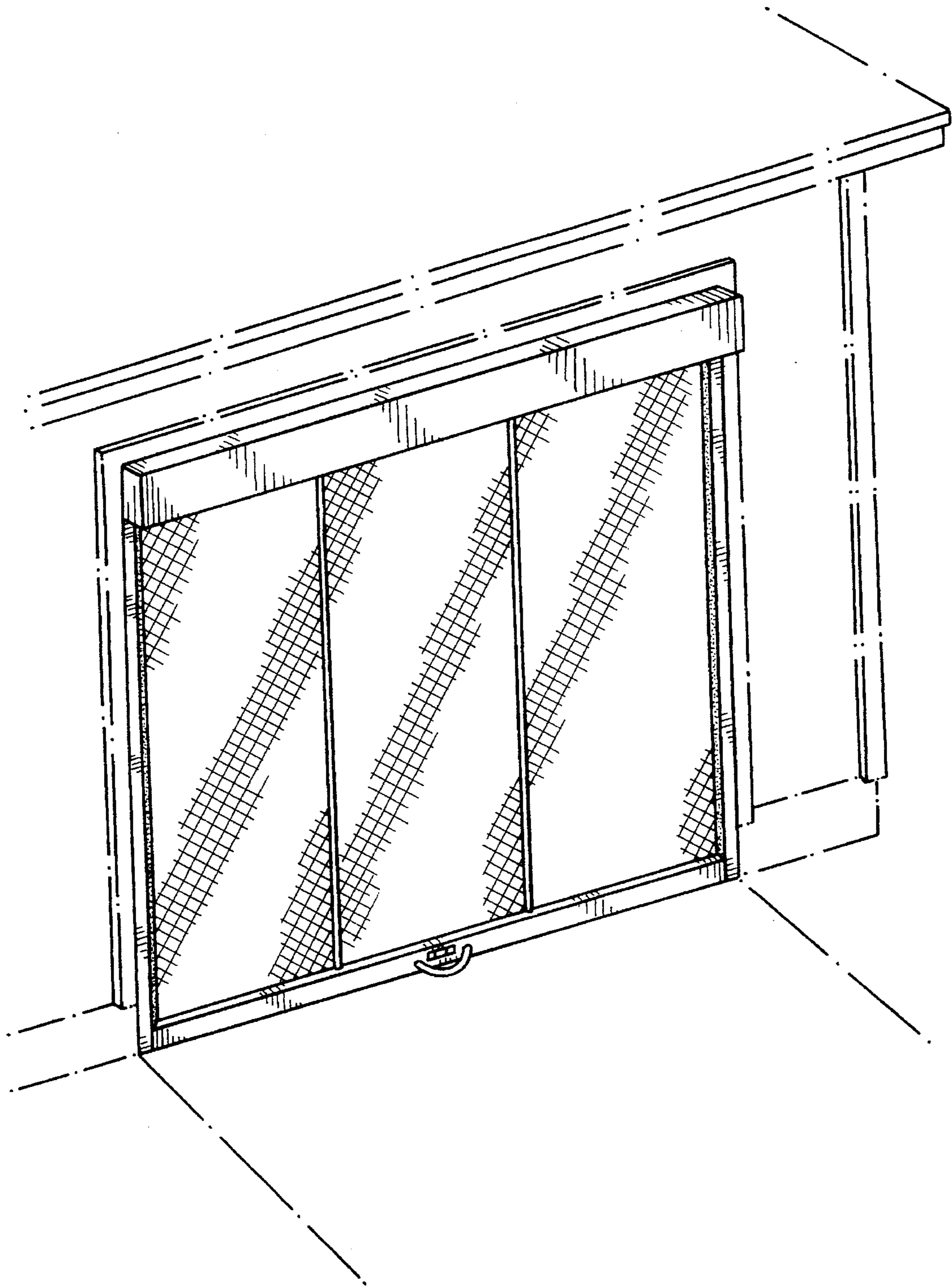


FIG. 2

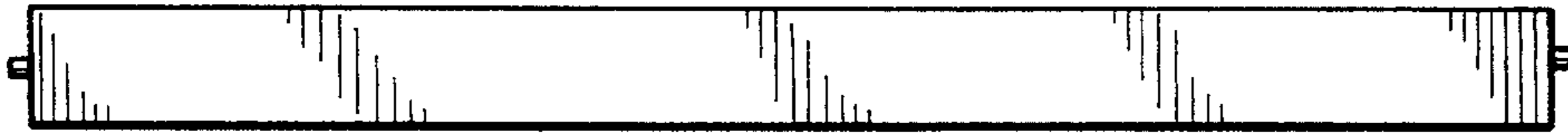


FIG. 3

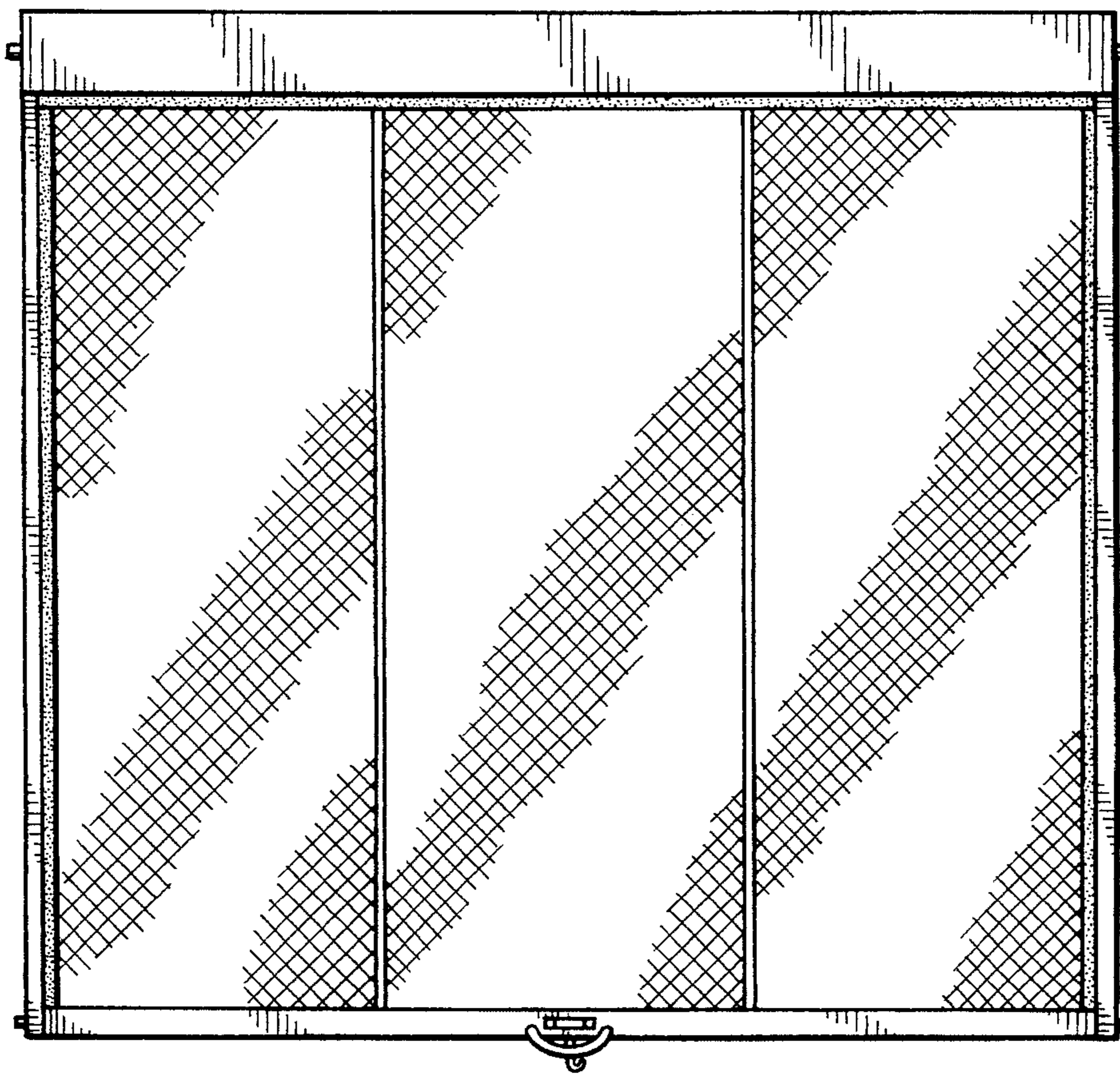


FIG. 4



FIG. 5



FIG. 6

