



US00D374460S

United States Patent [19]

Young

[11] Patent Number: **Des. 374,460**

[45] Date of Patent: ****Oct. 8, 1996**

[54] **WRITING INSTRUMENT**

[76] Inventor: **Brian Q. Young**, P.O. Box 862469
Terminal Annex, Los Angeles, Calif.
90086-2469

[**] Term: **14 Years**

[21] Appl. No.: **25,558**

[22] Filed: **Jul. 5, 1994**

[52] U.S. Cl. **D19/48; D19/49; D19/57;
D19/56**

[58] Field of Search **D19/35, 36, 41-51,
D19/53-58, 81-85; 401/99, 100, 202, 209,
243-247**

[56] **References Cited**

U.S. PATENT DOCUMENTS

D. 155,285	9/1949	Green et al.	D19/46
D. 206,735	1/1967	Levy	D19/57
D. 209,993	1/1968	Horie	D19/57 X
D. 284,676	7/1986	Malm	D19/51
D. 328,311	7/1992	Nitta	D19/49

D. 349,513 8/1994 Vitrac D19/51

Primary Examiner—Martie Thompson

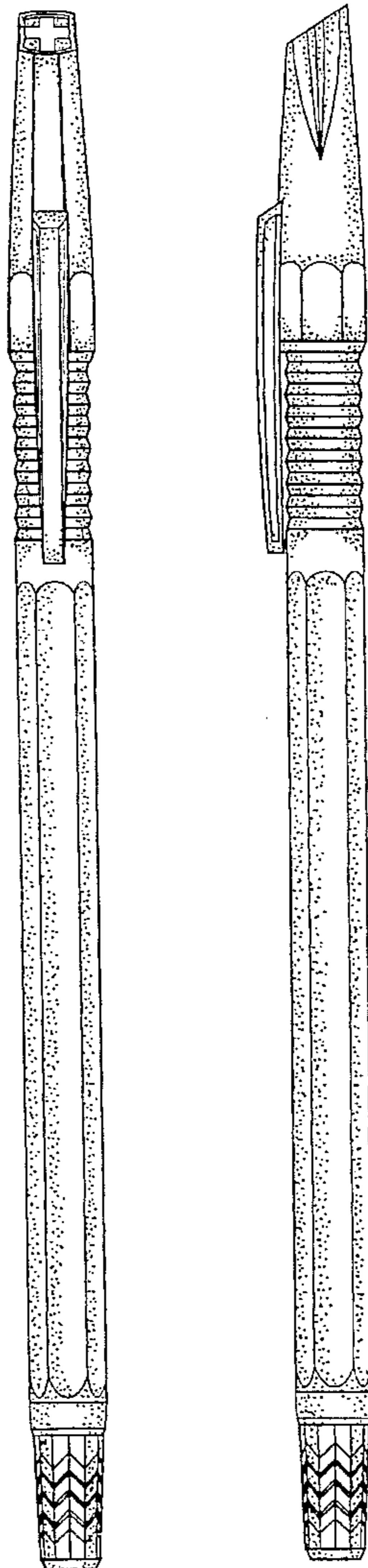
[57] **CLAIM**

The ornamental design for a "writing instrument", as shown and described.

DESCRIPTION

FIG. 1 is a front elevational view of a writing instrument showing my new design thereof;
 FIG. 2 is a right side elevational view, left side being a mirror image thereof;
 FIG. 3 is an elevational view of the pen body in an exploded condition, with the cap member removed for convenience of illustration, all sides being identical thereof;
 FIG. 4 is a bottom plan view of FIG. 3 thereof;
 FIG. 5 is a front elevational view of the pen cap with the pen body removed for convenience of illustration thereof;
 FIG. 6 is a right side elevational view of FIG. 5, the left side being a mirror image thereof; and,
 FIG. 7 is a top plan view of FIG. 5.

1 Claim, 2 Drawing Sheets



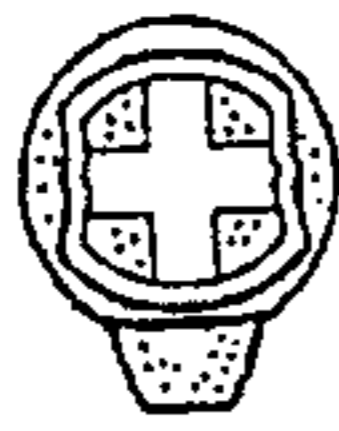


FIG. 7

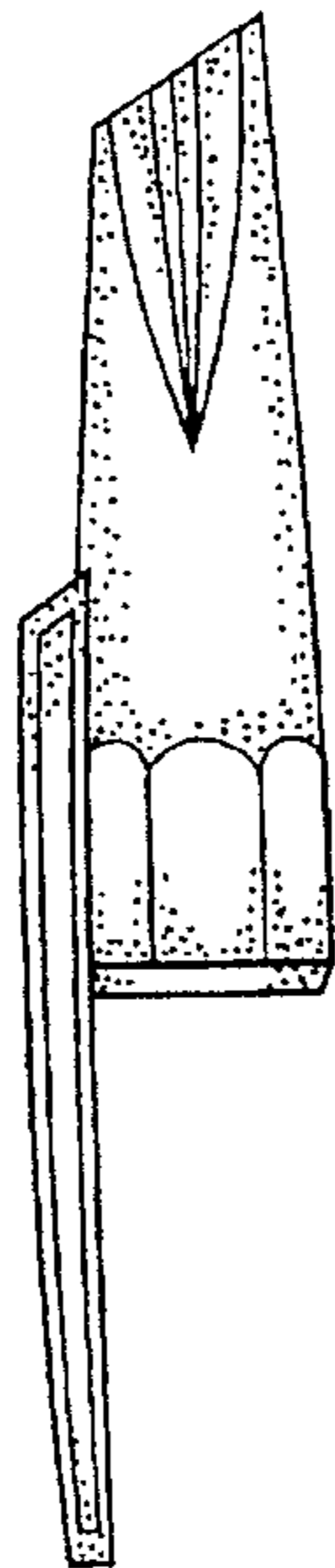
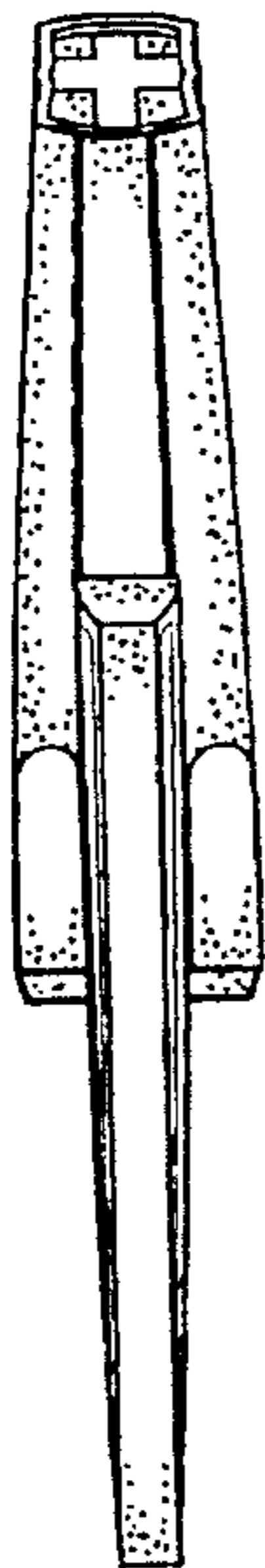


FIG. 5 FIG. 6



FIG. 4

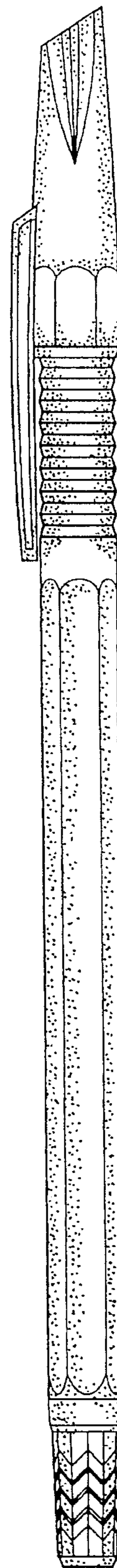
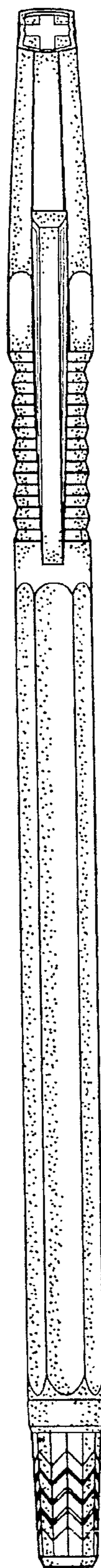


FIG. 1 FIG. 2

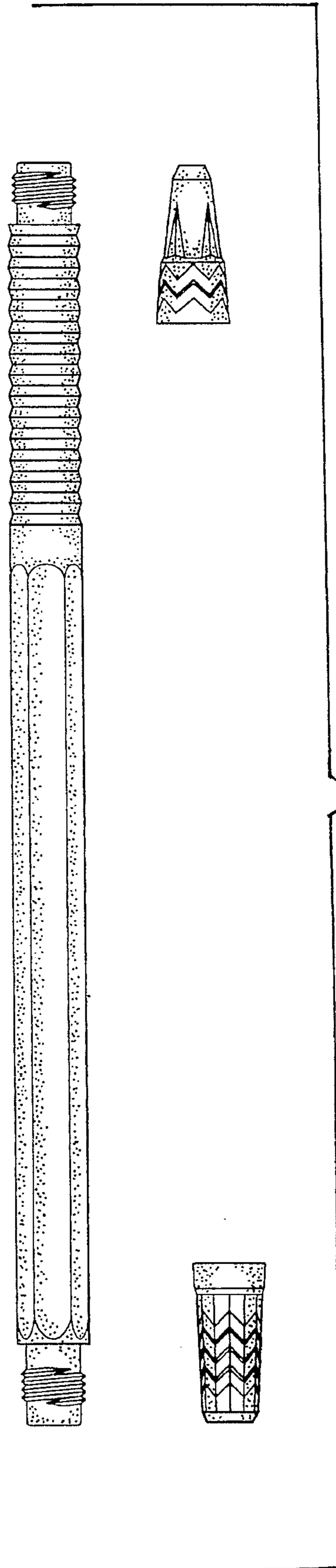


FIG. 3