



US00D374453S

# United States Patent [19]

Yamaguchi

[11] Patent Number: **Des. 374,453**

[45] Date of Patent: **\*\*Oct. 8, 1996**

[54] CASH REGISTER

D. 333,147 2/1993 Miyake et al. .... D18/4  
D. 351,402 10/1994 Tamura et al. .... D18/4

[75] Inventor: **Mahina Yamaguchi**, Yotsukaido, Japan

[73] Assignee: **Kabushiki Kaisha TEC**, Shizuoka, Japan

[\*\*] Term: **14 Years**

*Primary Examiner*—Nelson C. Holtje  
*Assistant Examiner*—Caron D. Veynar  
*Attorney, Agent, or Firm*—Oblon, Spivak, McClelland, Maier, & Neustadt, P.C.

[21] Appl. No.: **46,967**

[57] **CLAIM**

[22] Filed: **Nov. 22, 1995**

The ornamental design for cash register, as shown and described.

[30] **Foreign Application Priority Data**

**DESCRIPTION**

Oct. 6, 1995 [JP] Japan ..... 7-30102

[52] U.S. Cl. .... **D18/4; D14/105**

[58] Field of Search ..... D18/2, 4, 6, 7;  
D14/100, 105, 106, 113; 235/1 D, 1 E,  
2, 4, 7 R, 10, 375, 379, 380, 419, 145;  
364/404, 405

FIG. 1 is a top, left and front perspective view of cash register, showing my design;  
FIG. 2 is a front elevational view thereof;  
FIG. 3 is a rear elevational view thereof;  
FIG. 4 is a top plan view thereof;  
FIG. 5 is a bottom view thereof;  
FIG. 6 is a left side elevational view thereof; and,  
FIG. 7 is a right side elevational view thereof.

[56] **References Cited**

**U.S. PATENT DOCUMENTS**

D. 269,441 6/1983 Matsuda et al. .... D18/4

**1 Claim, 4 Drawing Sheets**




FIG. 1




FIG. 2

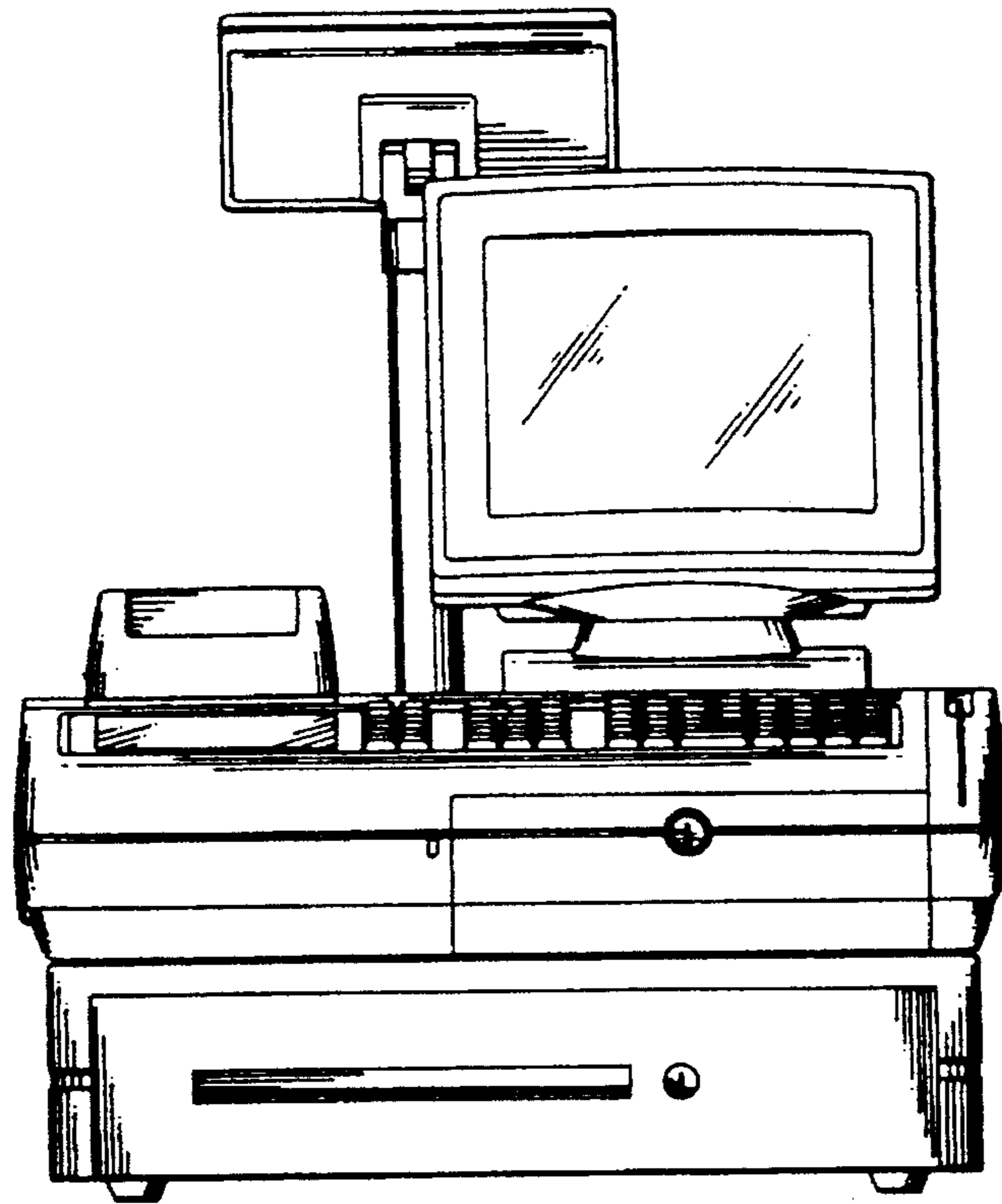


FIG. 3

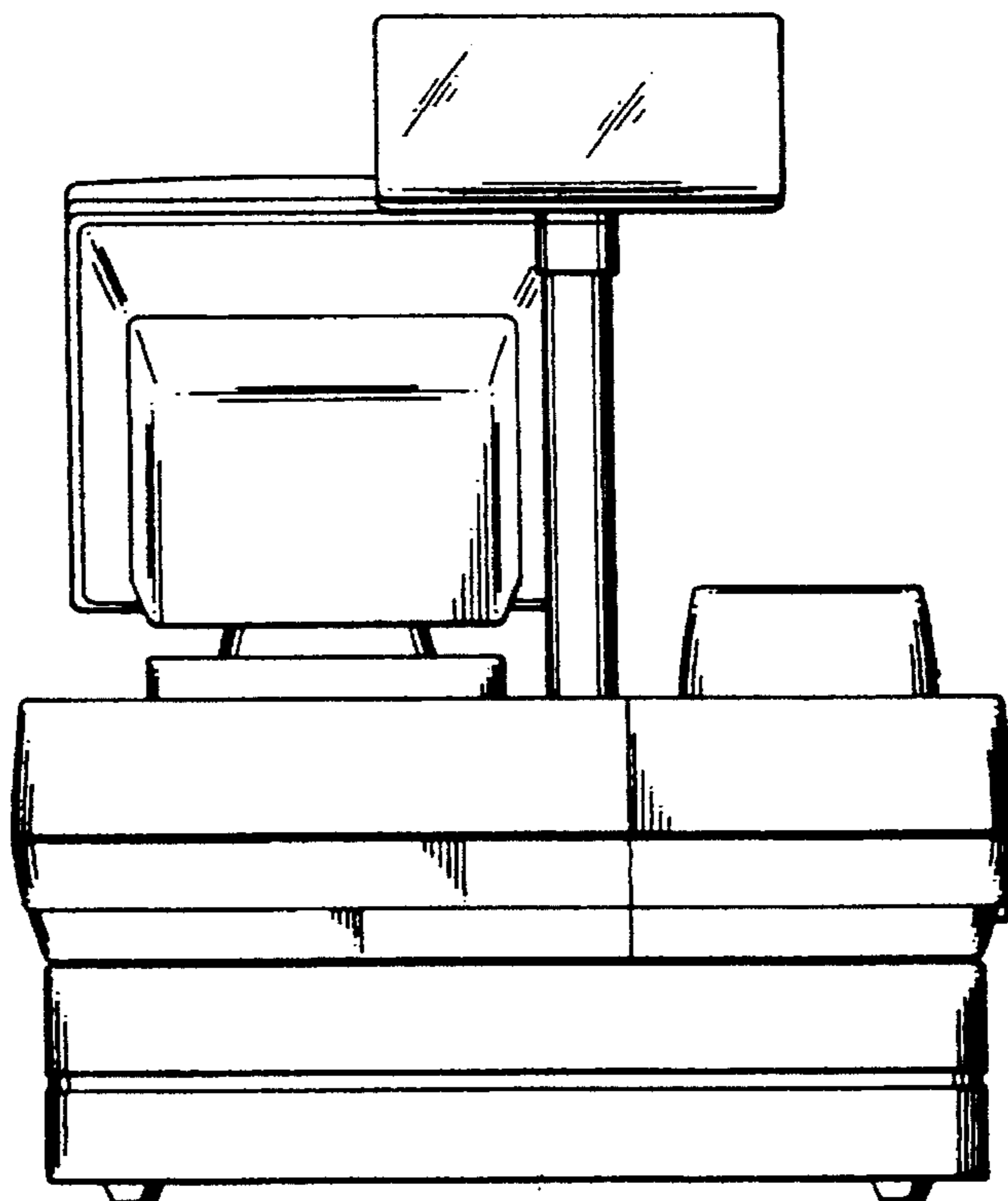


FIG. 4

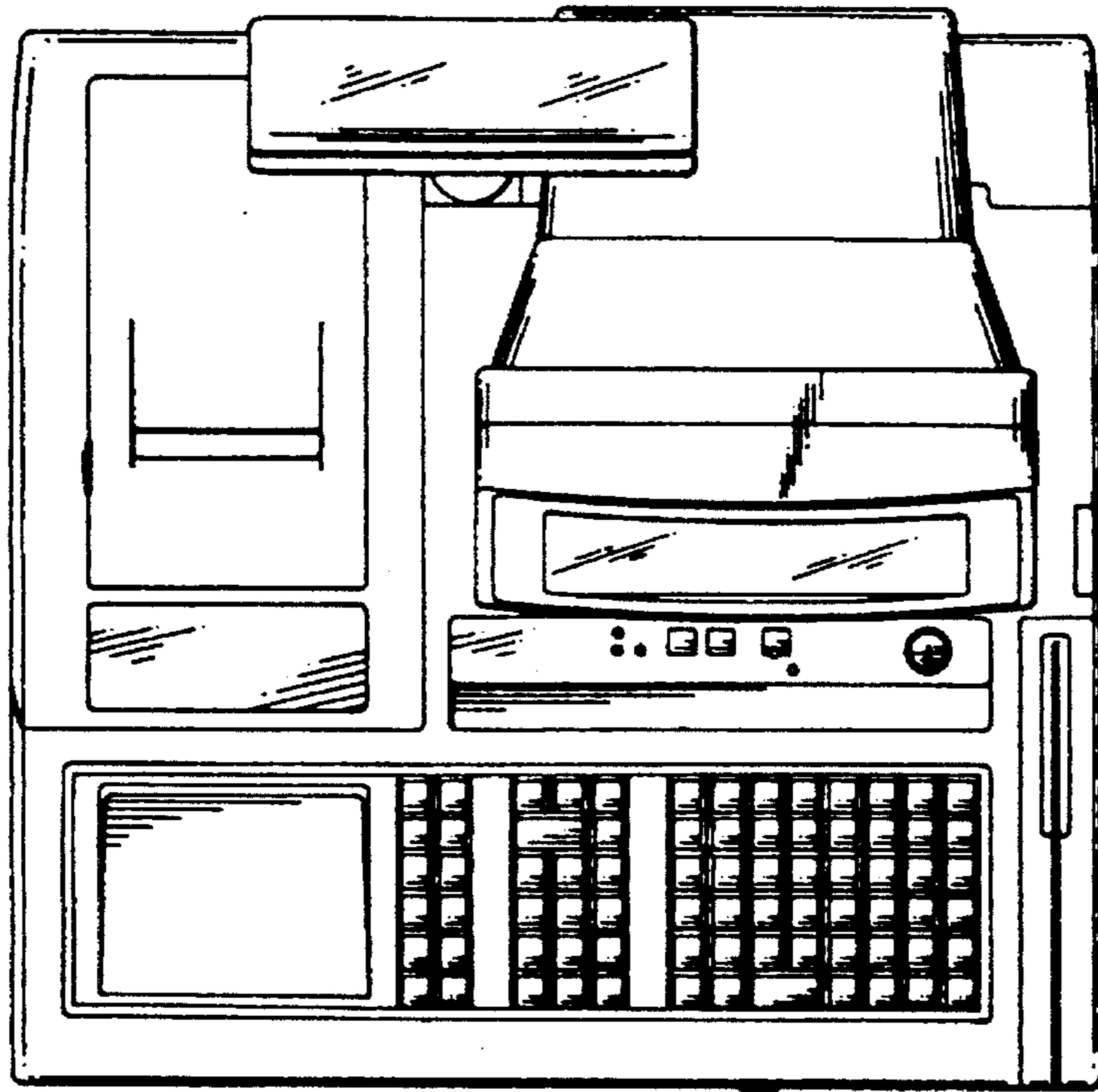


FIG. 5

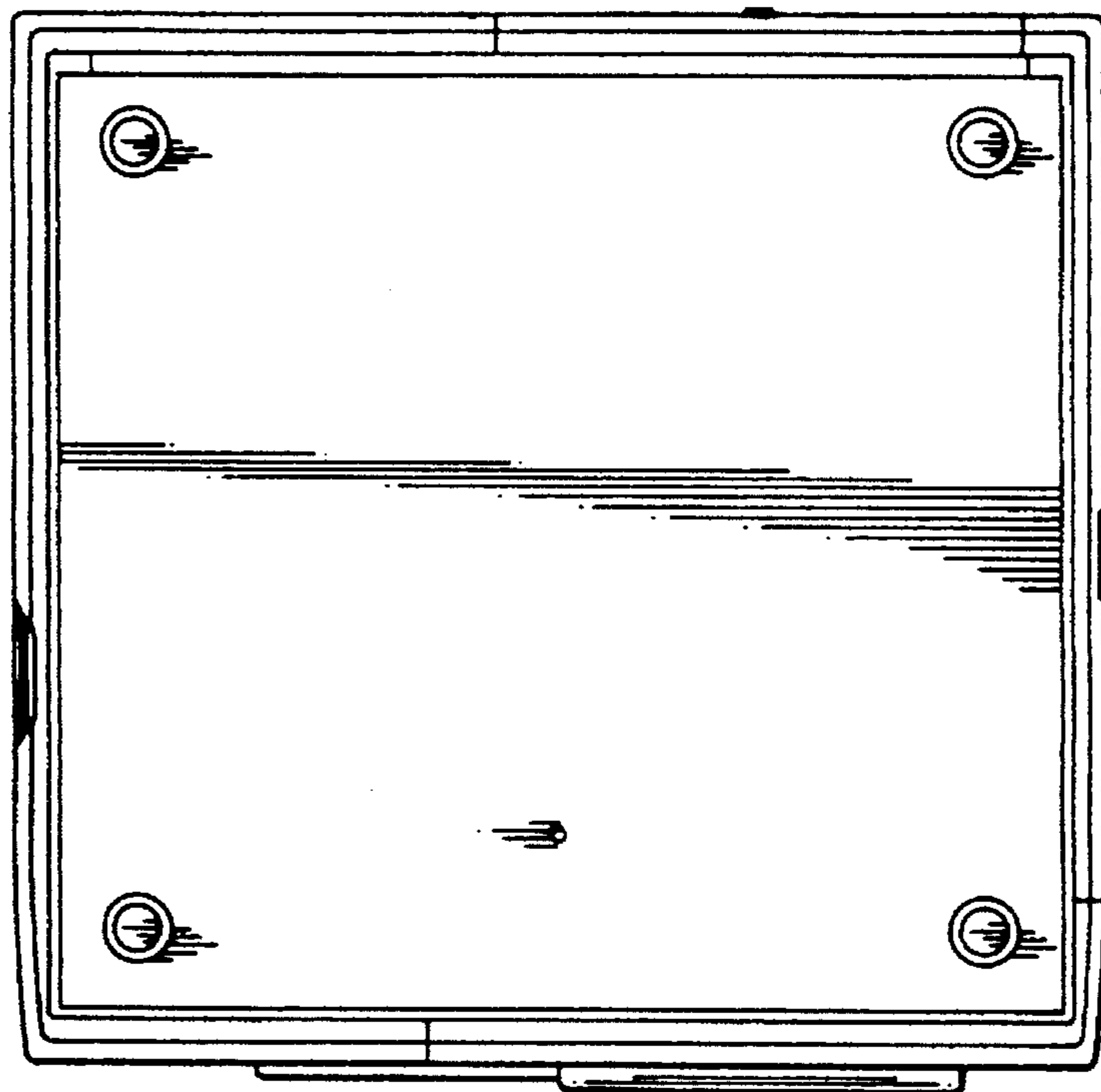


FIG. 6




FIG. 7

