



US00D374452S

United States Patent [19]
Sato

[11] **Patent Number: Des. 374,452**
[45] **Date of Patent: **Oct. 8, 1996**

[54] **PRINTER FOR A CASH REGISTER**

[75] Inventor: **Maki Sato**, Yokohama, Japan

[73] Assignee: **Kabushiki Kaisha TEC**, Shizuoka, Japan

[**] Term: **14 Years**

[21] Appl. No.: **44,973**

[22] Filed: **Oct. 4, 1995**

[30] **Foreign Application Priority Data**

Apr. 17, 1995 [JP] Japan 7-10656

[52] **U.S. Cl.** **D18/4; D18/50**

[58] **Field of Search** D18/1, 3, 4, 12, D18/50, 54, 55, 56; D14/100, 105, 106, 107, 114; 235/1 D, 1 E, 2-3, 7 R, 379, 419; 364/404, 405

[56] **References Cited**

U.S. PATENT DOCUMENTS

D. 301,344 5/1989 Kubo et al. D18/54

D. 303,987 10/1989 Kato et al. D18/55
D. 324,234 2/1992 Tanaka D18/54
D. 333,316 2/1993 Ishizawa D18/55

Primary Examiner—Nelson C. Holtje
Assistant Examiner—Caron D. Veynar
Attorney, Agent, or Firm—Oblon, Spivak, McClelland, Maier, & Neustadt, P.C.

[57] **CLAIM**

The ornamental design for printer for a cash register, as shown and described.

DESCRIPTION

FIG. 1 is a top, left and front perspective view of printer for a cash register, showing my design;
FIG. 2 is a front elevational view thereof;
FIG. 3 is a rear elevational view thereof;
FIG. 4 is a top plan view thereof;
FIG. 5 is a bottom view thereof; and,
FIG. 6 is a right side elevational view thereof.

1 Claim, 4 Drawing Sheets

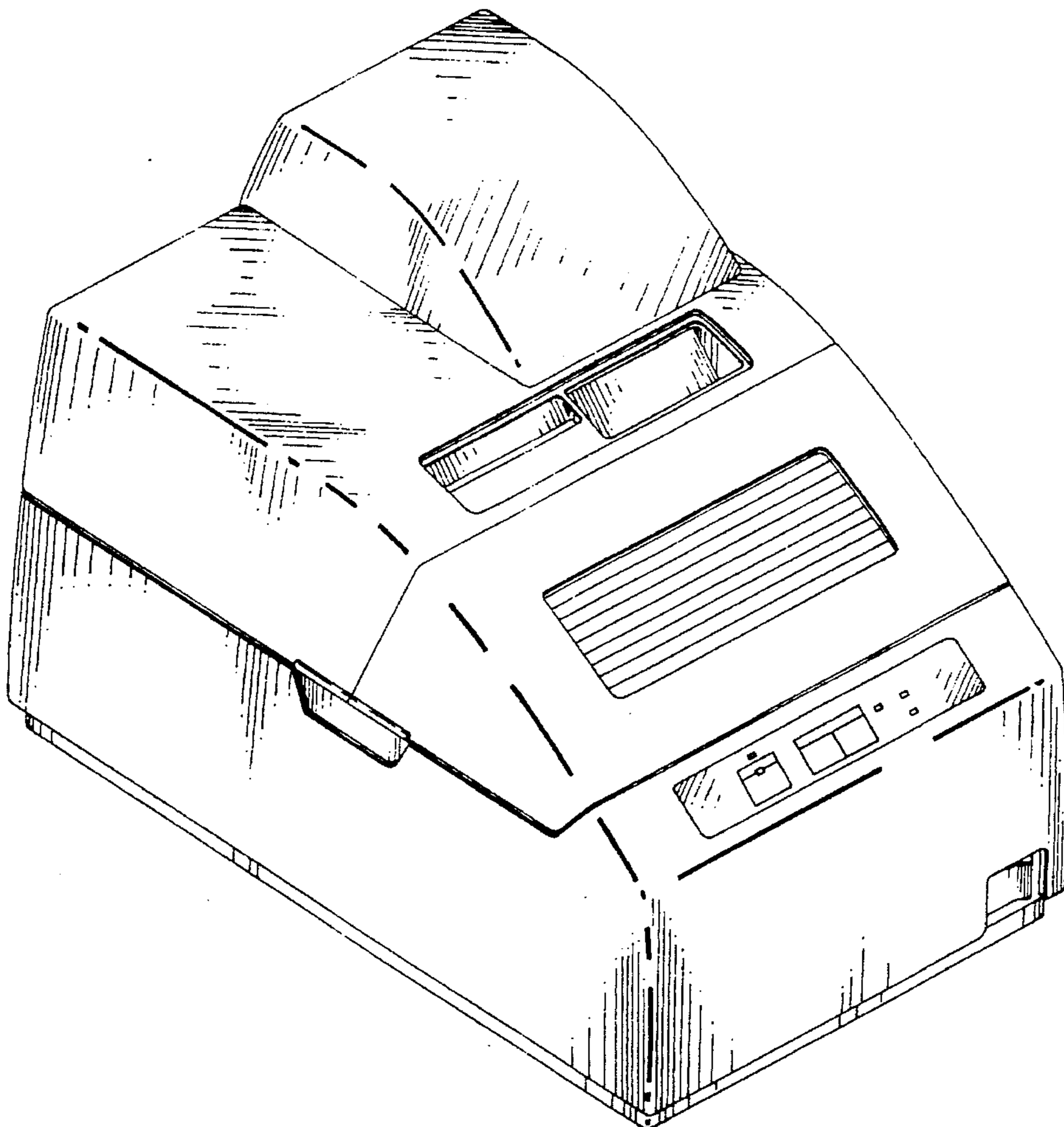


FIG. 1

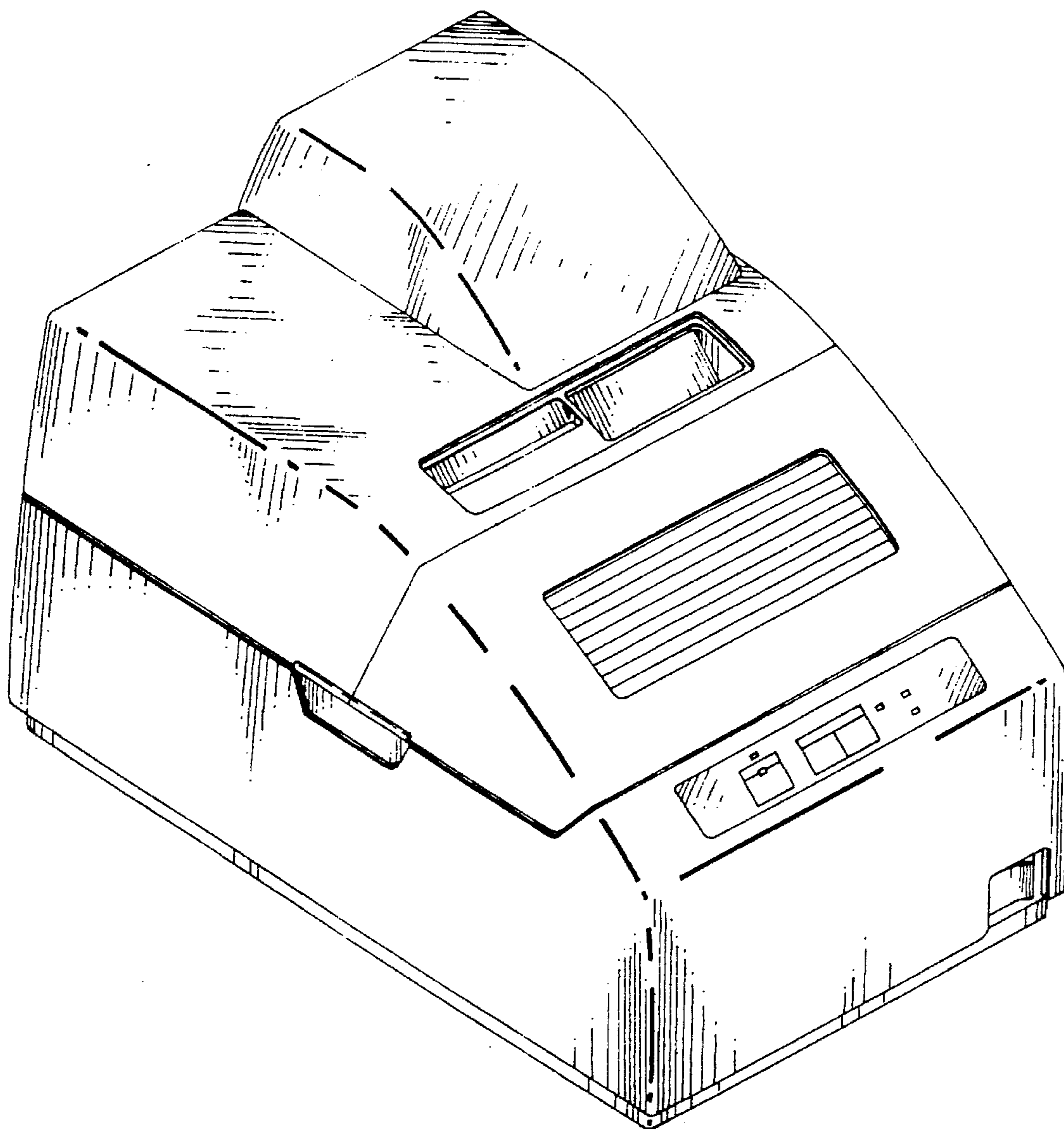


FIG. 2

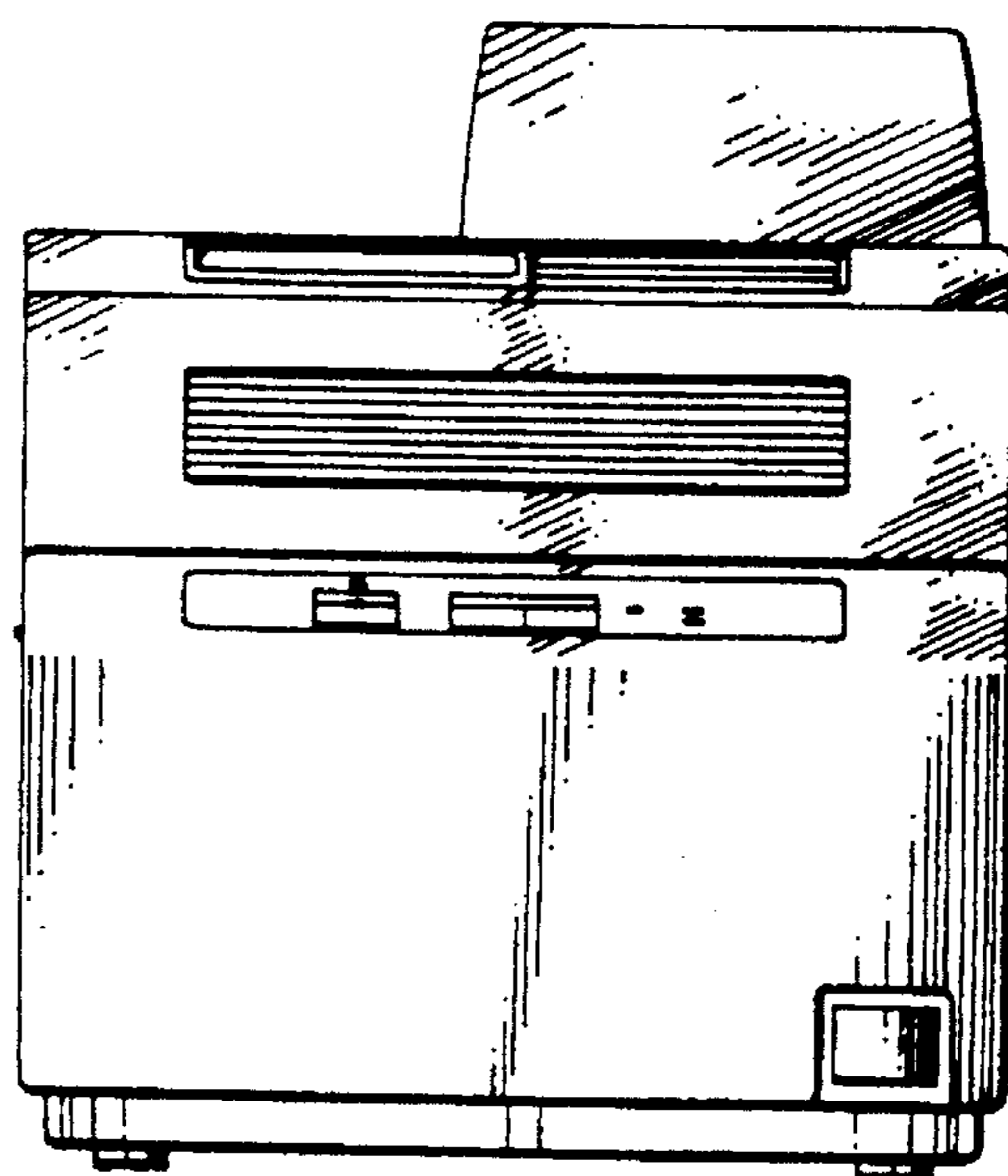


FIG. 3




FIG. 4

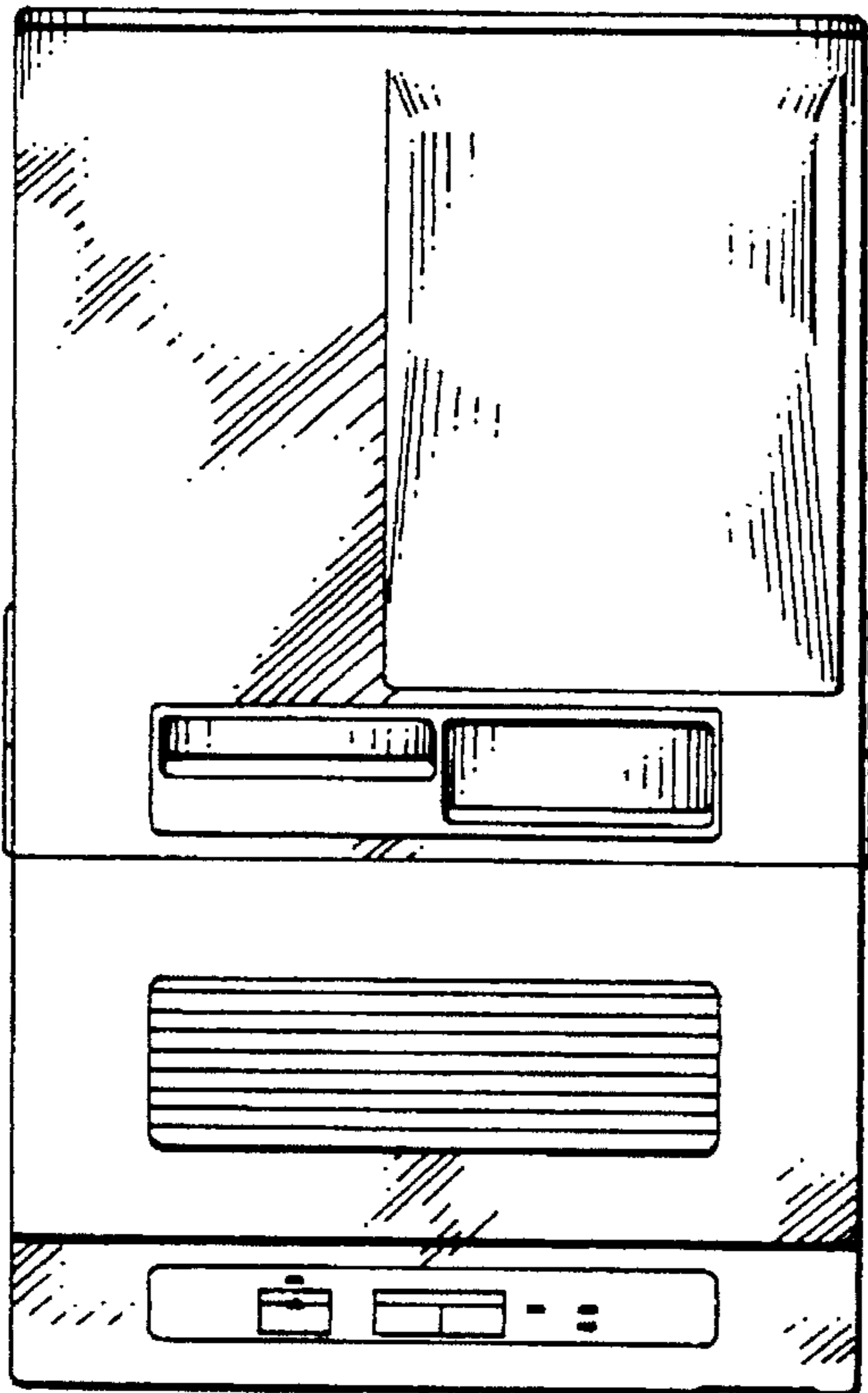


FIG. 5




FIG. 6

