



US00D374439S

United States Patent [19]

[11] **Patent Number: Des. 374,439**

Paterson et al.

[45] **Date of Patent: **Oct. 8, 1996**

[54] **FRONT PANEL OF A DESKTOP PERSONAL COMPUTER**

D. 330,546 10/1992 Herrick D14/115

[75] Inventors: **Robert W. Paterson**, Seneca, S.C.;
Graham P. Marshall, Gloucester,
Canada; **John P. Caldwell**,
Middletown; **Scott M. Belliveau**,
Springboro, both of Ohio

Primary Examiner—Freda Nunn
Attorney, Agent, or Firm—Paul J. Maginot

[73] Assignee: **AT&T Global Information Solutions Company**, Dayton, Ohio

[57] **CLAIM**

The ornamental design for a front panel of a desktop personal computer, as shown and described.

[**] Term: **14 Years**

DESCRIPTION

[21] Appl. No.: **36,788**

FIG. 1 is a reduced left front perspective view of a front panel of a desktop personal computer showing our new design;

[22] Filed: **Mar. 27, 1995**

FIG. 2 is a front elevational view thereof;

[52] U.S. Cl. **D14/115**

FIG. 3 is a top plan view thereof;

[58] **Field of Search** D14/100, 102,
D14/107-109, 115, 257, 258; D13/164,
177; D10/103; 312/223.2; 358/249, 254;
361/274-728

FIG. 4 is a right side elevational view thereof;

FIG. 5 is a left side elevational view thereof; and,

FIG. 6 is a bottom plan view thereof.

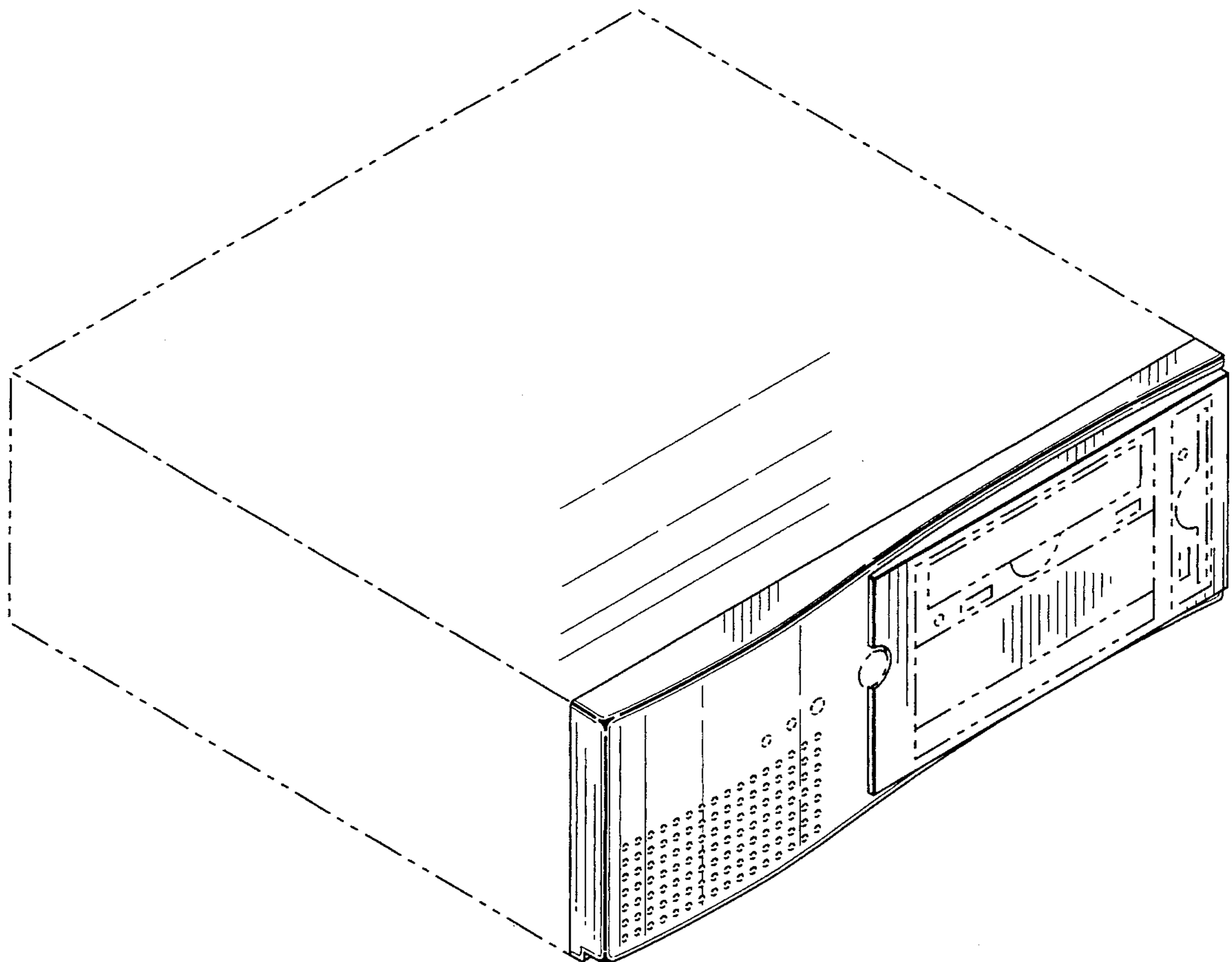
In FIGS. 1, 2, 3, 4, 5 and 6, the broken lines showing the portions of the disk drives, vent holes, power switch, reset button, indicator lights and rear cabinet portion is for illustrative purposes only and forms no part of the claimed design.

[56] **References Cited**

U.S. PATENT DOCUMENTS

D. 314,568 2/1991 Martin D14/115

1 Claim, 6 Drawing Sheets



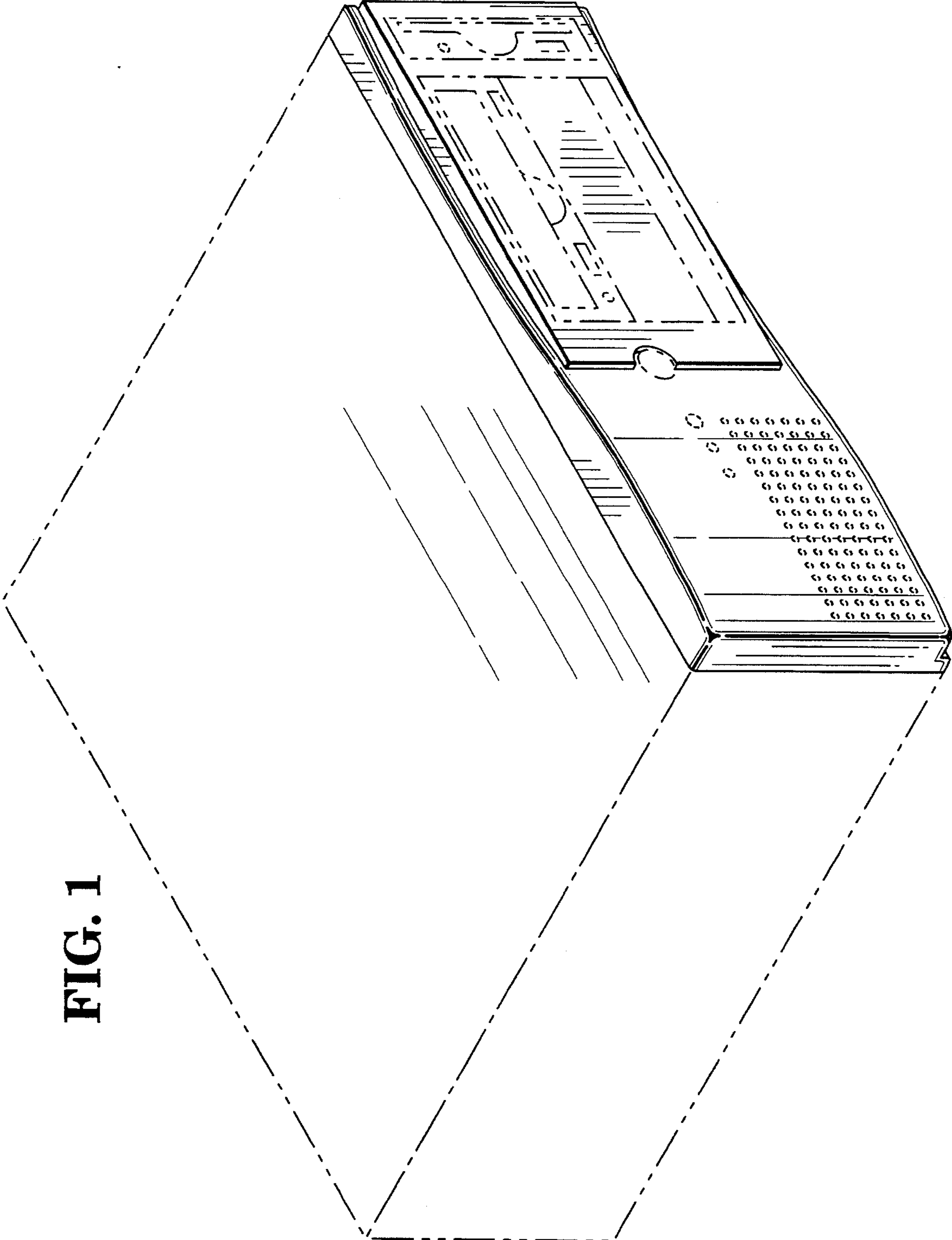


FIG. 1

FIG. 2

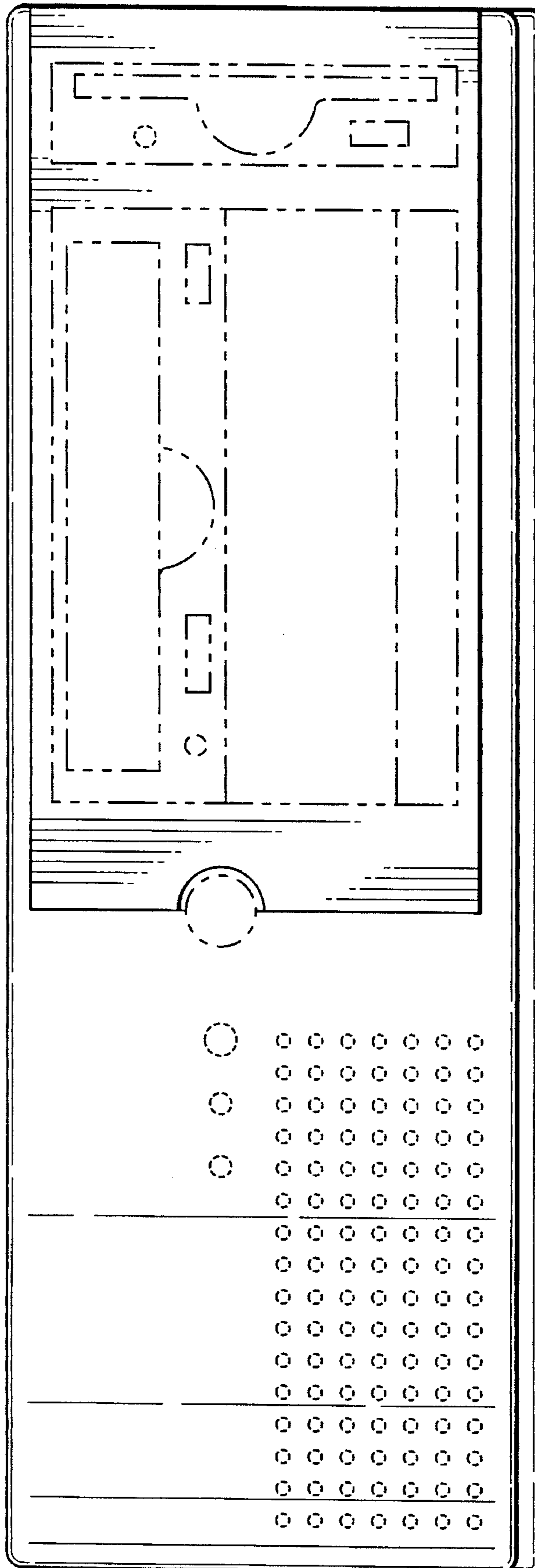


FIG. 3




FIG. 4




FIG. 5




FIG. 6

