



US00D374419S

United States Patent [19]

[11] Patent Number: **Des. 374,419**

Thomas, Jr.

[45] Date of Patent: ****Oct. 8, 1996**

[54] **COMBINED RUNNING BOARD AND FENDER FLARES FOR A VEHICLE**

[75] Inventor: **Paul Thomas, Jr.**, Daleville, Ala.

[73] Assignee: **Tri-Glas Corporation**, Daleville, Ala.

[**] Term: **14 Years**

[21] Appl. No.: **4,316**

[22] Filed: **Feb. 1, 1993**

[52] U.S. Cl. **D12/203**

[58] Field of Search **D12/203, 190; 280/828, 163, 164.1, 169**

[56] **References Cited**

U.S. PATENT DOCUMENTS

D. 277,470	2/1985	Matti	D12/203
D. 297,230	8/1988	Huff	D12/203
D. 307,413	4/1990	Bradley	D12/203
D. 340,905	11/1993	Orth, Sr. et al.	D12/203
D. 342,476	12/1993	Beckett	D12/203

OTHER PUBLICATIONS

J. C. Whitney Catalog No. 540J, ©1992, p. 100, Runnine Boards/Fender Flares & , top center of page. Executive brochure published prior to Feb. 1993. Tri-Glas Industries Inc. Manufacture of the World's Finest Camper Tops published prior to Feb. 1993. Color Your World With Adventure XCALIBER by Tri-Glas brochure.

Primary Examiner—James M. Gandy
Attorney, Agent, or Firm—Kennedy & Kennedy

[57] **CLAIM**

The ornamental design for a combined running board and fender flares for a vehicle, as shown and described.

DESCRIPTION

FIG. 1 is a right, front perspective view of a combined running board and fender flares for a vehicle showing my new design;

FIG. 2 is a top view thereof;

FIG. 3 is a bottom view thereof;

FIG. 4 is a front side view thereof;

FIG. 5 is a rear side view thereof;

FIG. 6 is a left end view thereof;

FIG. 7 is a right end view thereof;

FIG. 8 is a right, front perspective view of a combined running board and fender flares for a vehicle showing a second embodiment of my new design;

FIG. 9 is a top view of the second embodiment thereof;

FIG. 10 is a bottom view of the second embodiment thereof;

FIG. 11 is a front side view of the second embodiment thereof;

FIG. 12 is a rear side view of the second embodiment thereof;

FIG. 13 is a left end view of the second embodiment thereof;

FIG. 14 is a right end view of the second embodiment thereof;

FIG. 15 is a right, front perspective view of a combined running board and fender flares for a vehicle showing a third embodiment of my new design;

FIG. 16 is a top view of the third embodiment thereof;

FIG. 17 is a bottom view of the third embodiment thereof;

FIG. 18 is a front side view of the third embodiment thereof;

FIG. 19 is a rear side view of the third embodiment thereof;

FIG. 20 is a left end view of the third embodiment thereof;

FIG. 21 is a right end view of the third embodiment thereof;

FIG. 22 is a right, front perspective view of a combined running board and fender flares for a vehicle showing a fourth embodiment of my new design;

FIG. 23 is a top view of the fourth embodiment thereof;

FIG. 24 is a bottom view of the fourth embodiment thereof;

FIG. 25 is a front side view of the fourth embodiment thereof;

FIG. 26 is a rear side view of the fourth embodiment thereof;

FIG. 27 is a left end view of the fourth embodiment thereof;

FIG. 28 is a right end view of the fourth embodiment thereof;

FIG. 29 is a right, front perspective view of a combined running board and fender flares for a vehicle showing a fifth embodiment of my new design;

FIG. 30 is a top view of the fifth embodiment thereof;

FIG. 31 is a bottom view of the fifth embodiment thereof;

FIG. 32 is a front side view of the fifth embodiment thereof;

FIG. 33 is a rear side view of the fifth embodiment thereof;

FIG. 34 is a left end view of the fifth embodiment thereof;

and,




FIG. 35 is a right end view of the fifth embodiment thereof. The broken line showing of a vehicle in FIGS. 1, 8, 15, 22, and 29 is for illustrative purposes only and forms no part of the claimed design.

1 Claim, 10 Drawing Sheets

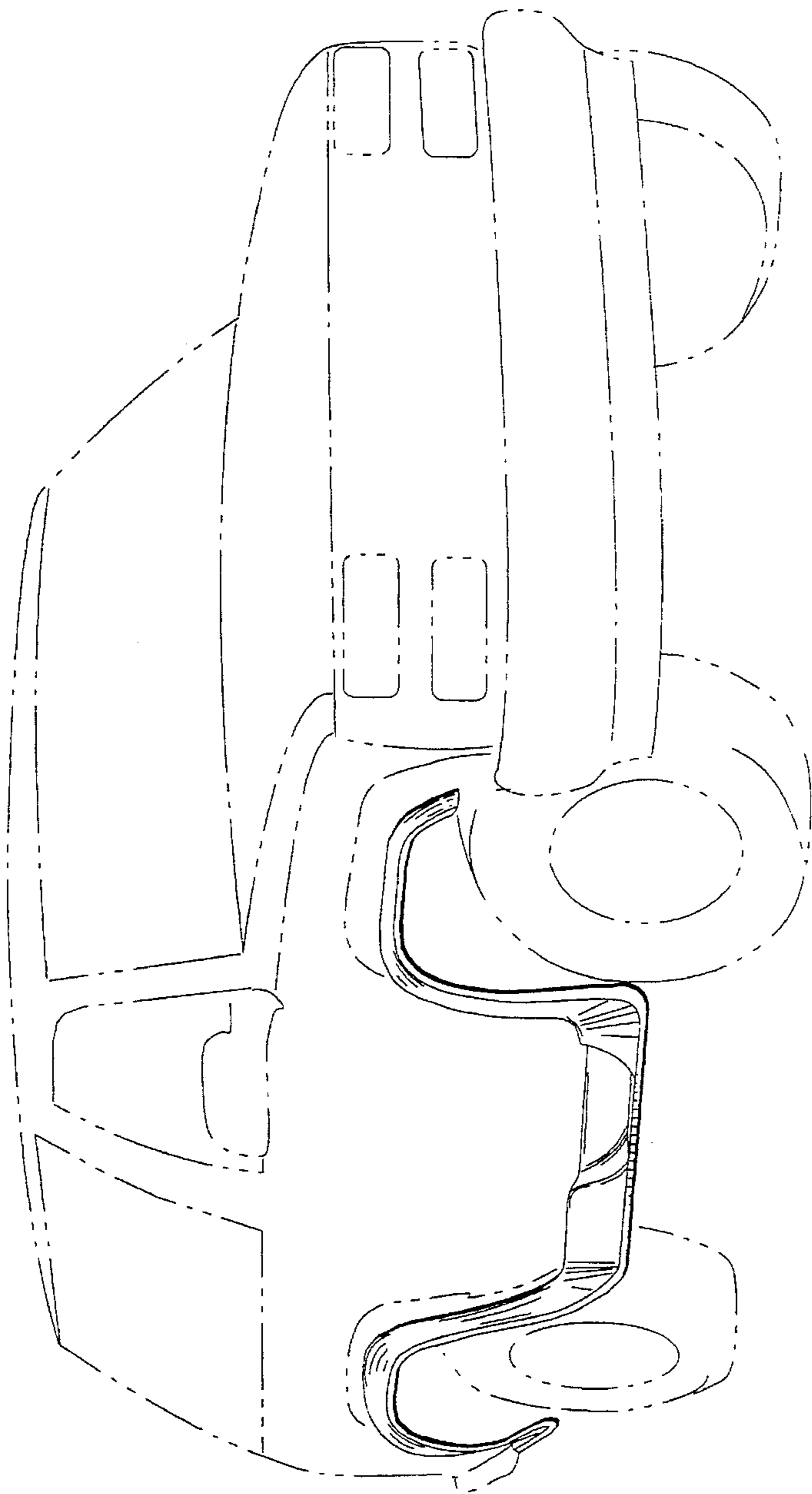


FIG 1




FIG 2

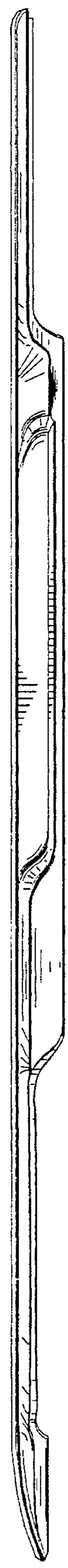


FIG 3

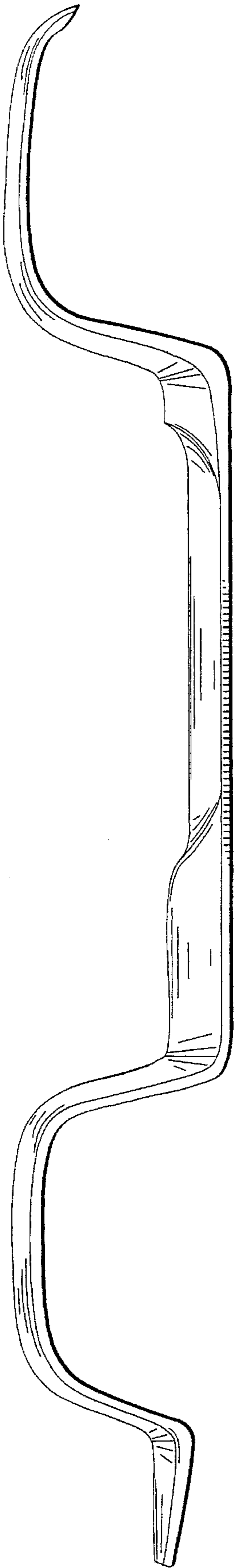


FIG 4

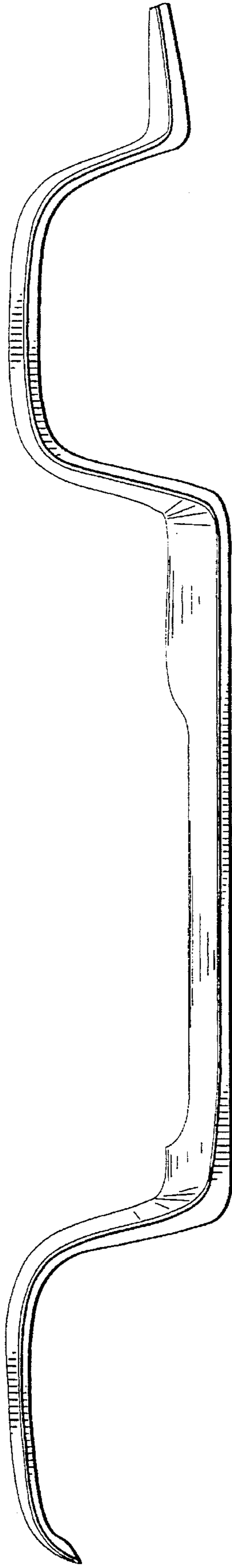


FIG 5




FIG 6

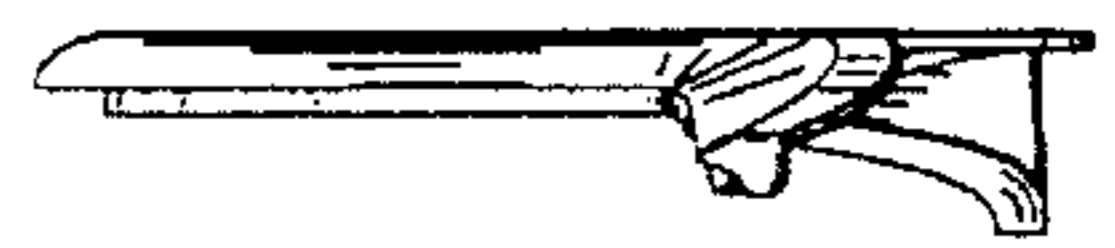


FIG 7

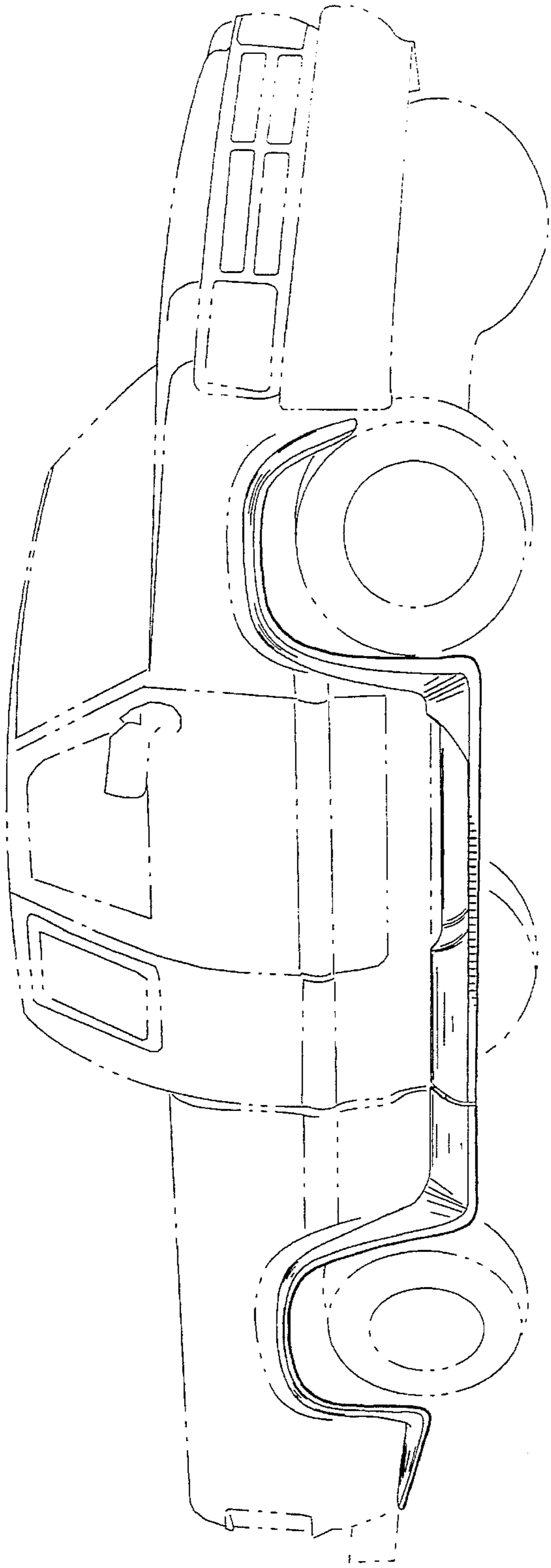


FIG 8




FIG 9




FIG 10

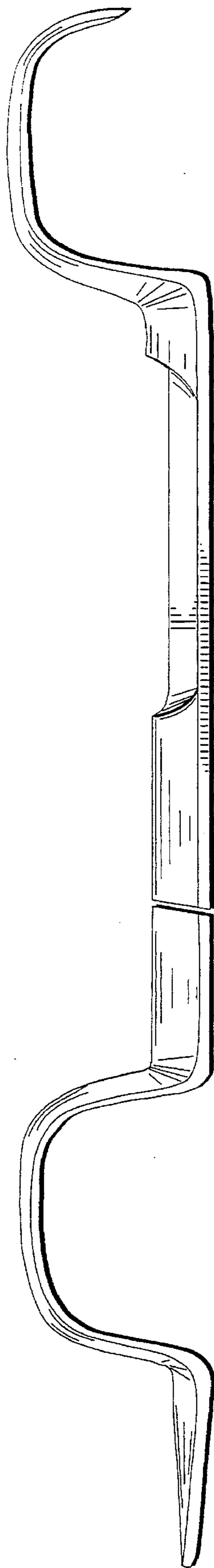


FIG 11




FIG 12



FIG 13

FIG 14

FIG 15

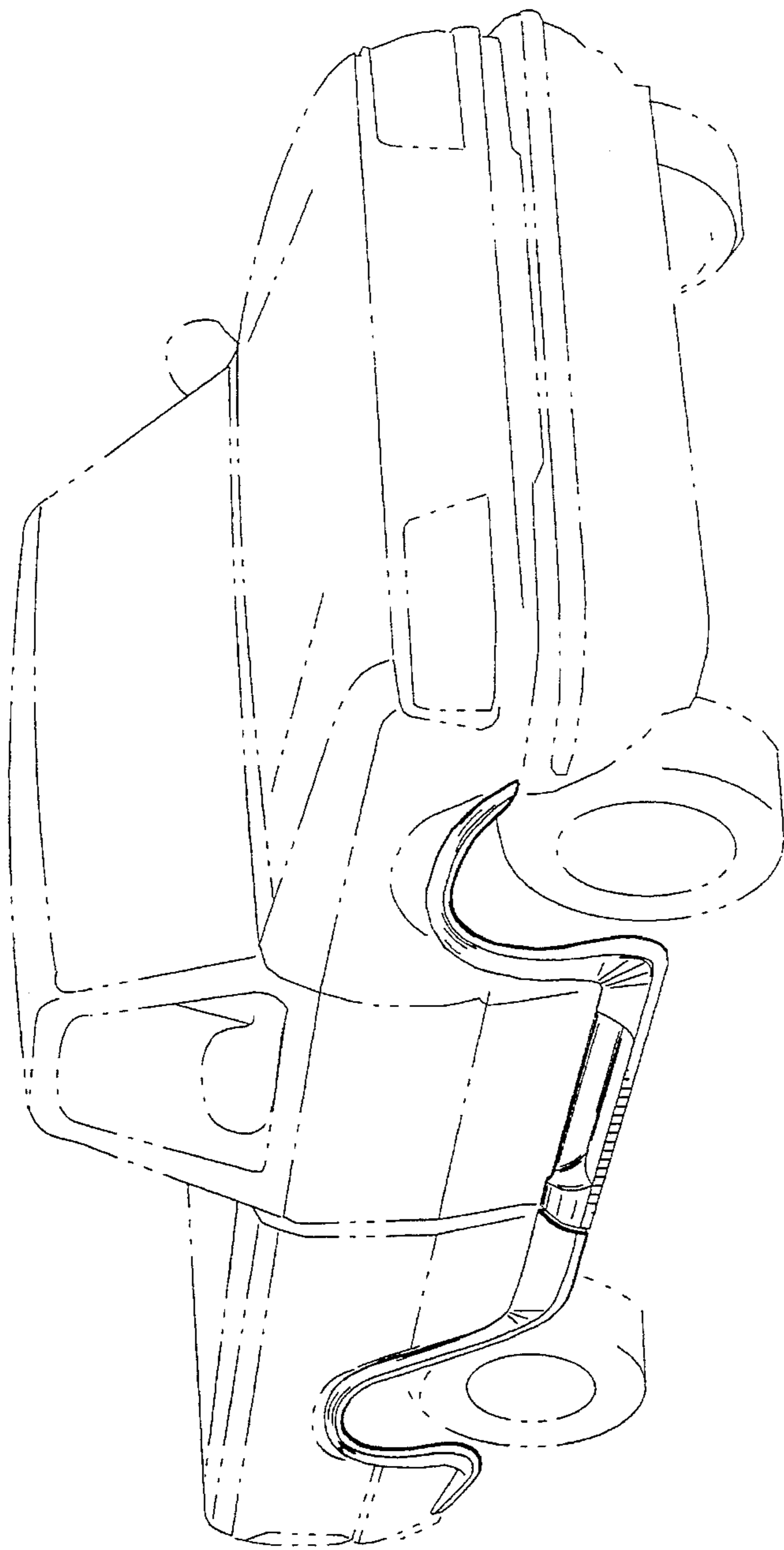


FIG 16



FIG 17




FIG 18




FIG 19



FIG 20

FIG 21




FIG 22




FIG 23



FIG 24

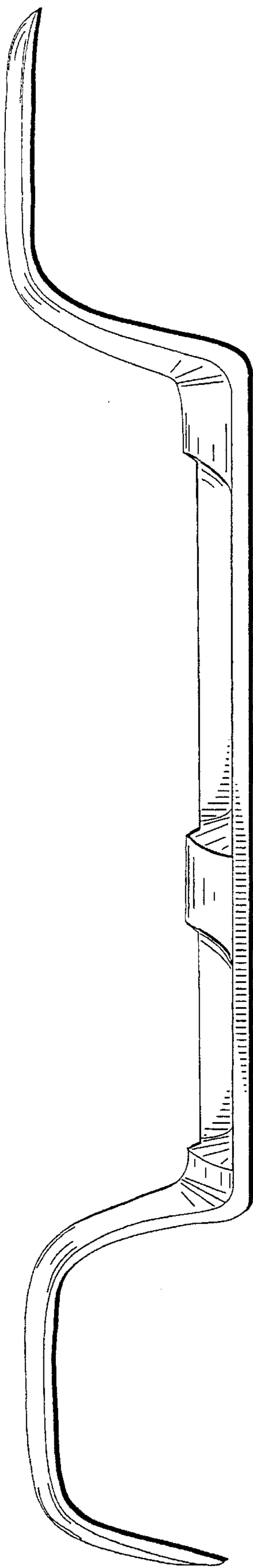


FIG 25

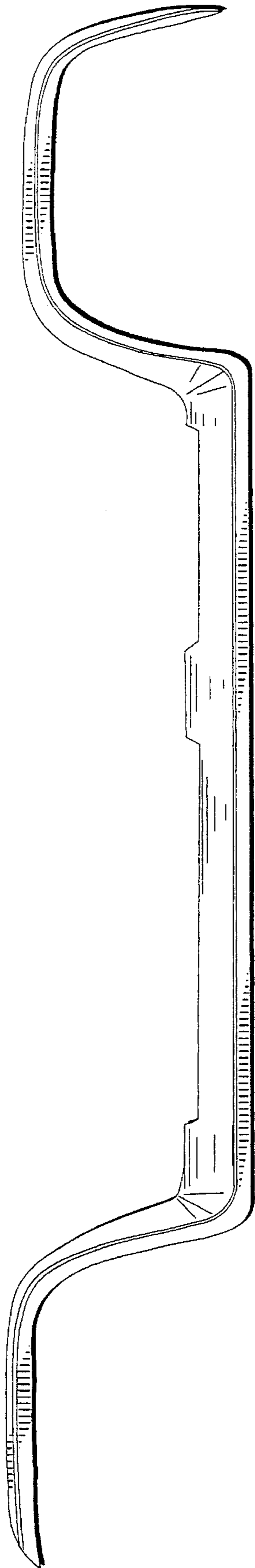


FIG 26

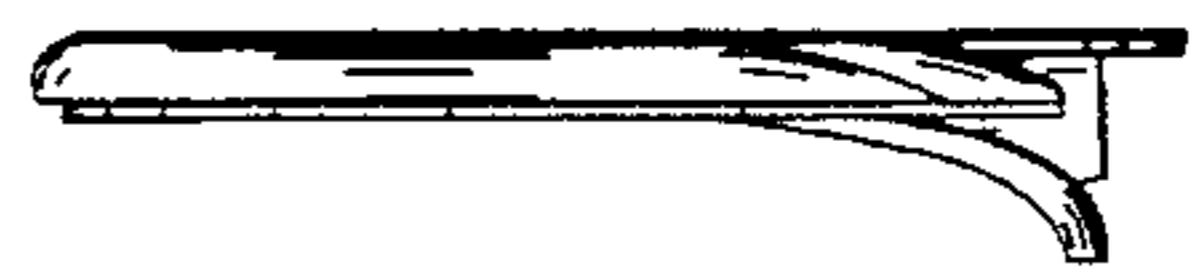


FIG 27




FIG 28

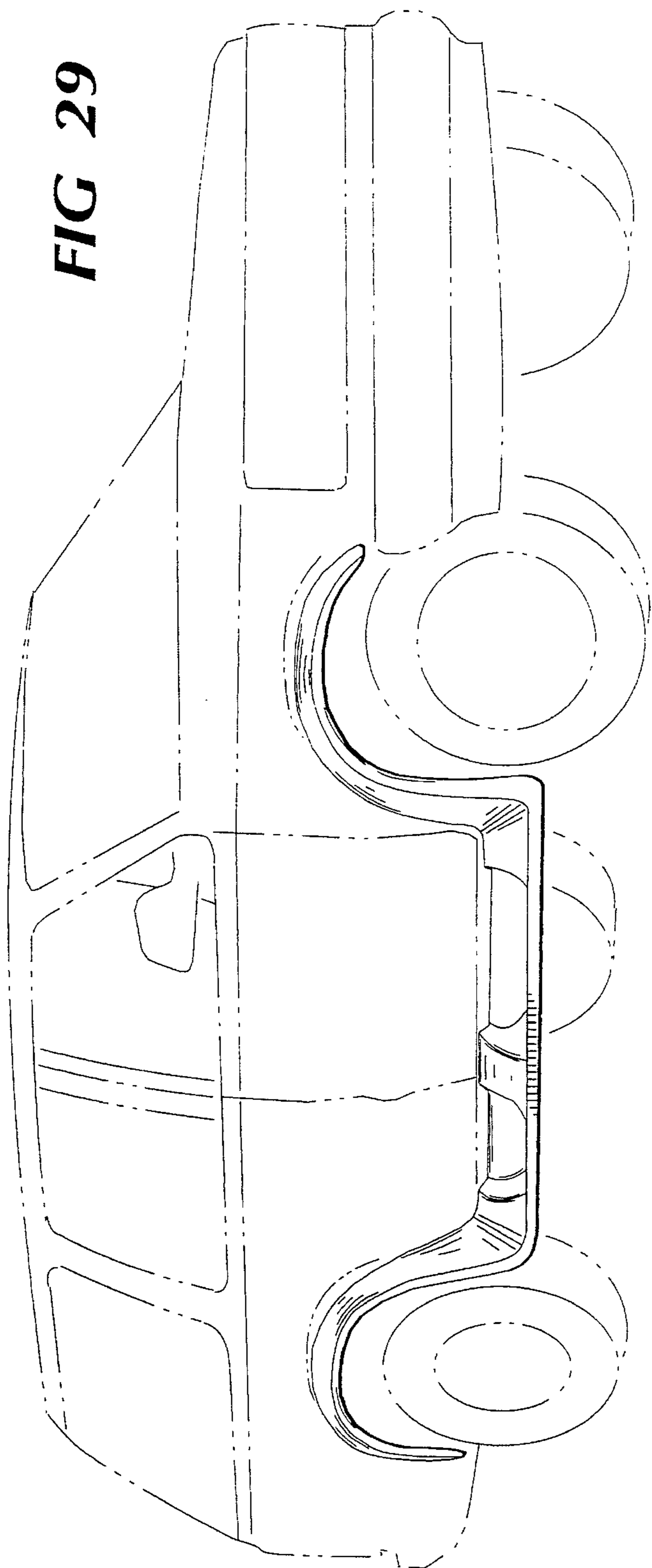


FIG 29




FIG 30

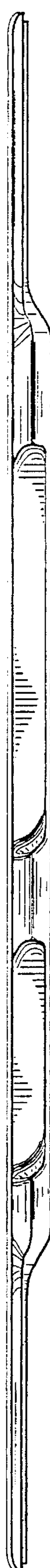


FIG 31

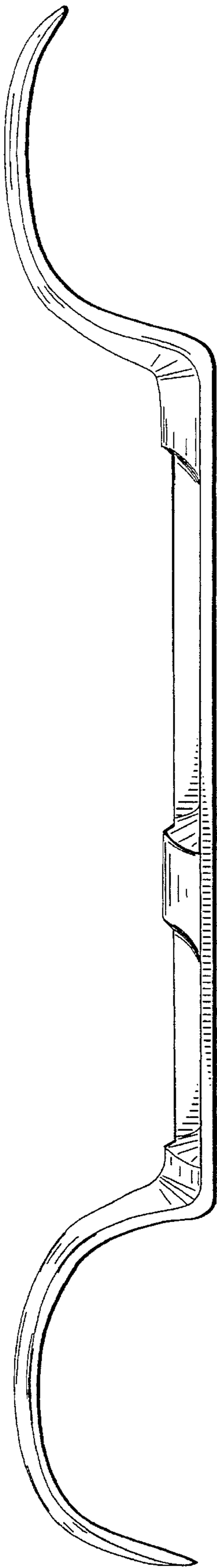


FIG 32

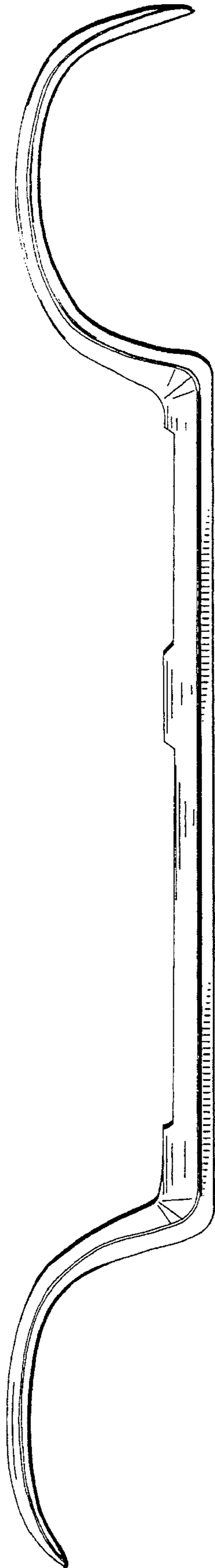


FIG 33




FIG 34



FIG 35