



US00D374364S

United States Patent [19]

[11] Patent Number: **Des. 374,364**

Morris

[45] Date of Patent: ****Oct. 8, 1996**

[54] **DECORATIVE FEMININE PRODUCT CABINET**

3,521,936 7/1970 Coker, Jr. 312/209
4,641,898 2/1987 Horowitz et al. 312/209

[76] Inventor: **Ruth Morris**, 2842 Brighton 4th St.,
Brooklyn, N.Y. 11235

Primary Examiner—Brian N. Vinson
Attorney, Agent, or Firm—James A. Hudak

[**] Term: **14 Years**

[57] **CLAIM**

[21] Appl. No.: **37,076**

The ornamental design for a decorative feminine product cabinet, as shown and described.

[22] Filed: **Apr. 3, 1995**

[52] U.S. Cl. **D6/559**

DESCRIPTION

[58] Field of Search D6/553, 559-562,
D6/515, 517; 312/34.1, 34.4, 209, 245

FIG. 1 is a perspective view of the decorative feminine product cabinet showing my new design;

[56] References Cited

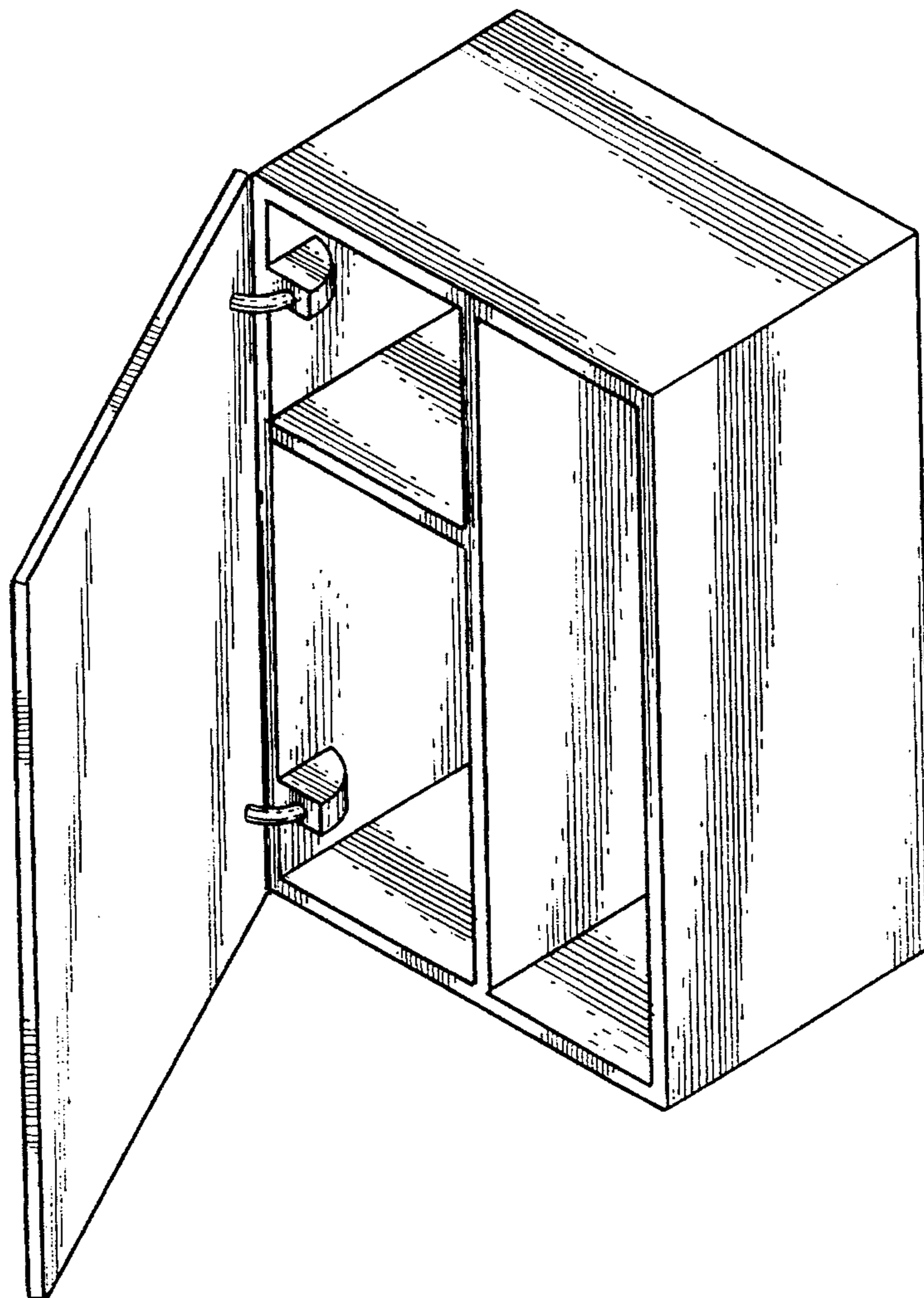
U.S. PATENT DOCUMENTS

D. 197,237	12/1963	Brown	D6/559
D. 237,234	10/1975	Wertz	D6/559
D. 263,354	3/1982	Jones	D6/86
D. 276,392	11/1984	Palka	D6/561
D. 293,178	12/1987	Hamani	D6/559 X
D. 309,067	7/1990	Arrias	D6/515
D. 327,191	6/1992	Brown et al.	D6/515

FIG. 2 is a front elevational view thereof, the rear elevational view being a mirror image of the view shown in this Figure; FIG. 3 is a right side elevational view thereof, the left side elevational view being a mirror image of the view shown in this Figure; and,

FIG. 4 is a top plan view thereof, the bottom plan view being a mirror image of the view shown in this Figure.

1 Claim, 2 Drawing Sheets



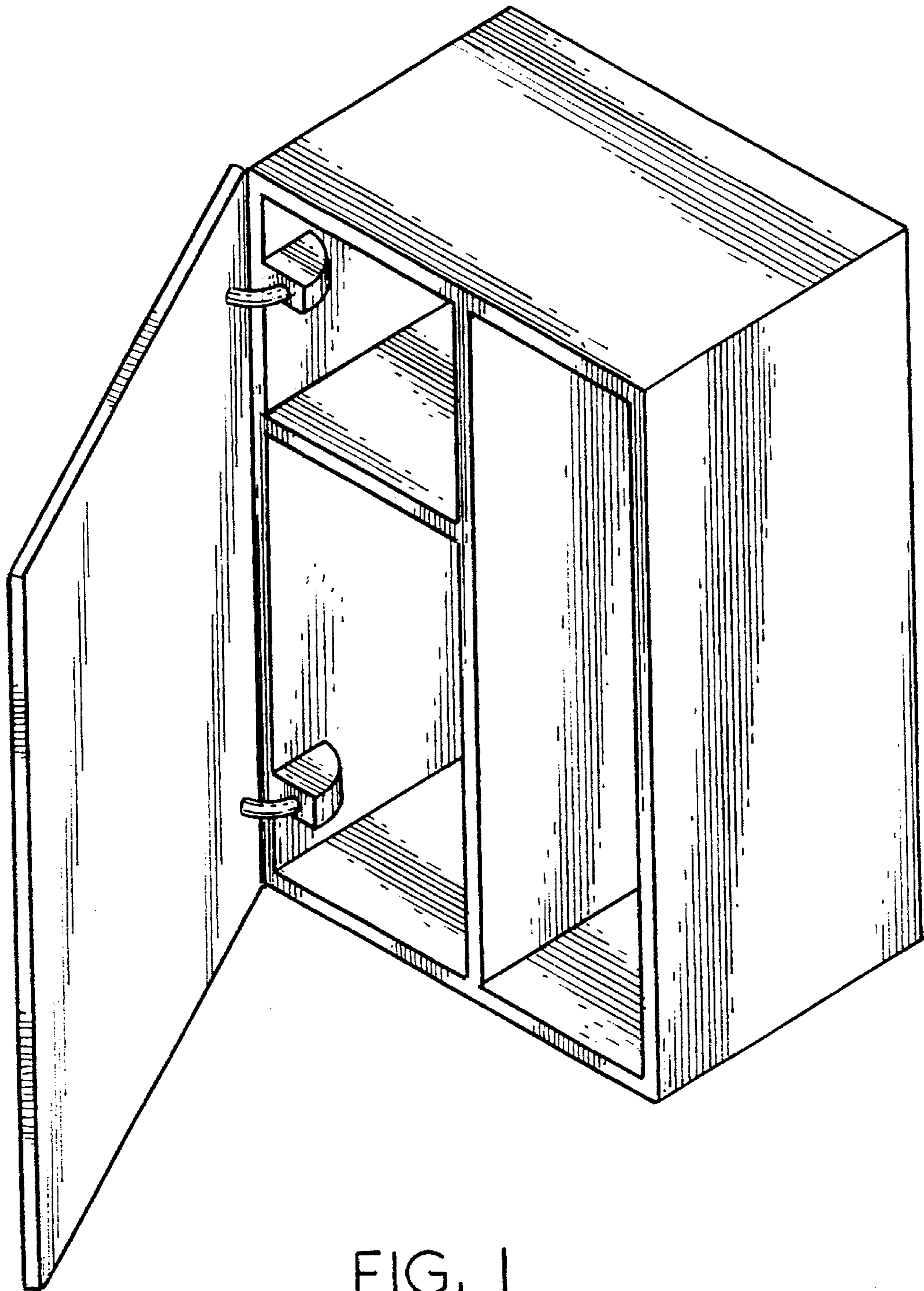


FIG. 1

FIG. 2




FIG. 3





FIG. 4