



US00D374357S

# United States Patent [19]

[11] Patent Number: **Des. 374,357**

McCray et al.

[45] Date of Patent: **\*\*Oct. 8, 1996**

[54] LAP TOP DESK

[76] Inventors: **Alvin V. McCray**, 800 N. Writht St., Tuskegee, Ala. 36083; **Louis C. Reed**, 1235 Pacific Ave., Long Beach, Calif. 90813

[\*\*] Term: **14 Years**

[21] Appl. No.: **26,737**

[22] Filed: **Aug. 4, 1994**

[52] U.S. Cl. .... **D6/406**

[58] Field of Search ..... D6/406, 419, 420, D6/338, 511; D7/550, 698; D19/52, 35, 88, 91; 108/43, 44, 45, 46; 248/441.1, 444, 444.1, 445, 450-453

[56] **References Cited**

**U.S. PATENT DOCUMENTS**

D. 127,480	5/1941	Corcoran .....	D6/406
140,313	6/1873	Sprague .....	108/43
D. 226,040	1/1973	Beerli, Jr. ....	D19/91

D. 276,732	12/1984	Marquez .....	D19/52
D. 315,366	3/1991	Greenspahn .....	D19/52
D. 321,012	10/1991	Wright .....	D19/91
1,851,600	3/1932	Stanley .....	108/43
4,073,640	2/1978	Dale .....	248/441.1
4,356,991	11/1982	Hutchinson .....	248/444

*Primary Examiner*—Janice E. Seeger  
*Attorney, Agent, or Firm*—Howard A. Kenyon

[57] **CLAIM**

The ornamental design for a lap top desk, as shown and described.

**DESCRIPTION**


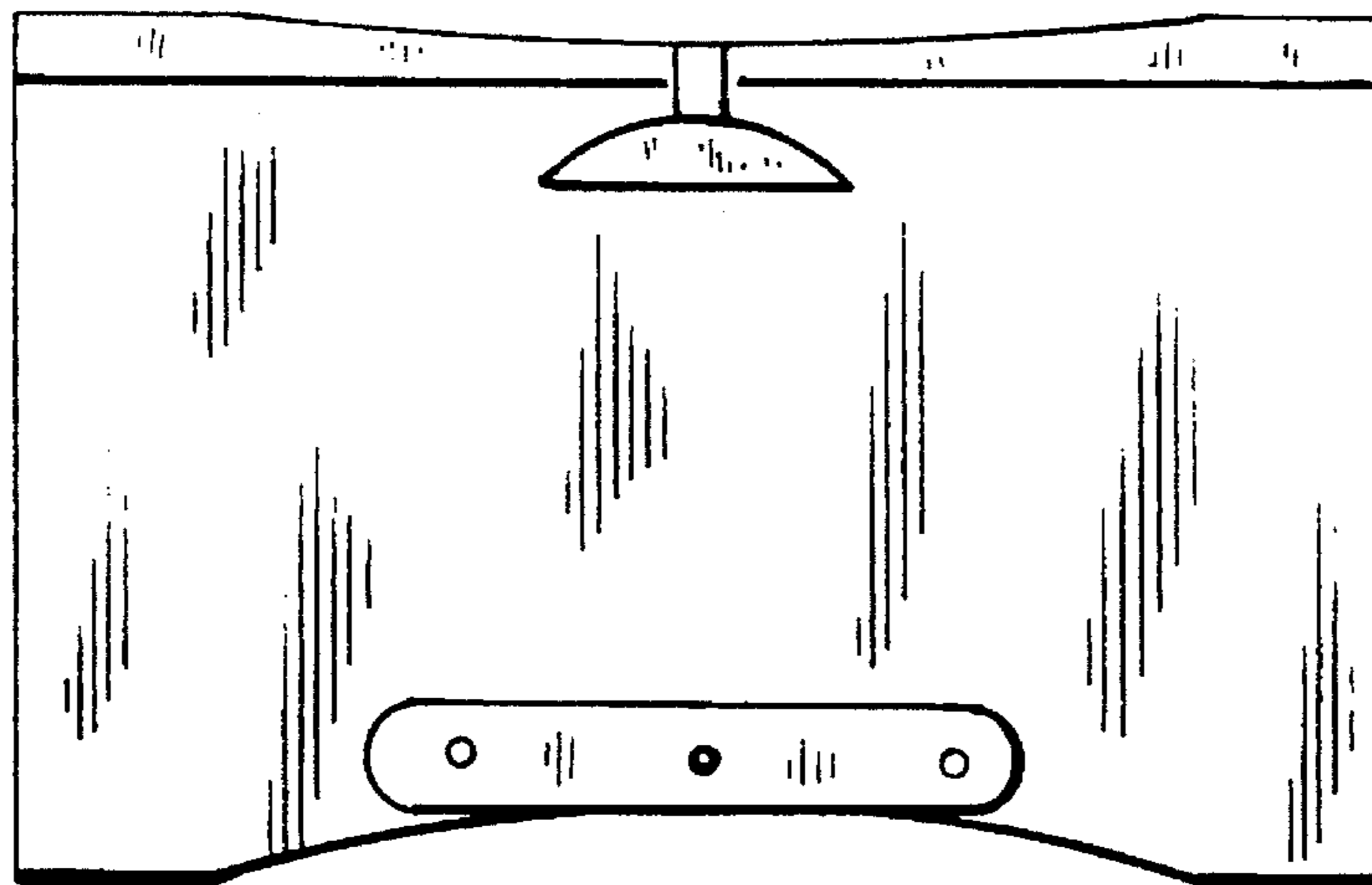
FIG. 1 is a top view of a lap top desk showing our new design;

FIG. 2 is a bottom view thereof;

FIG. 3 is a left side view thereof, the right side view being a mirror image; and,

FIG. 4 is a front, top and left side perspective view thereof.

**1 Claim, 1 Drawing Sheet**



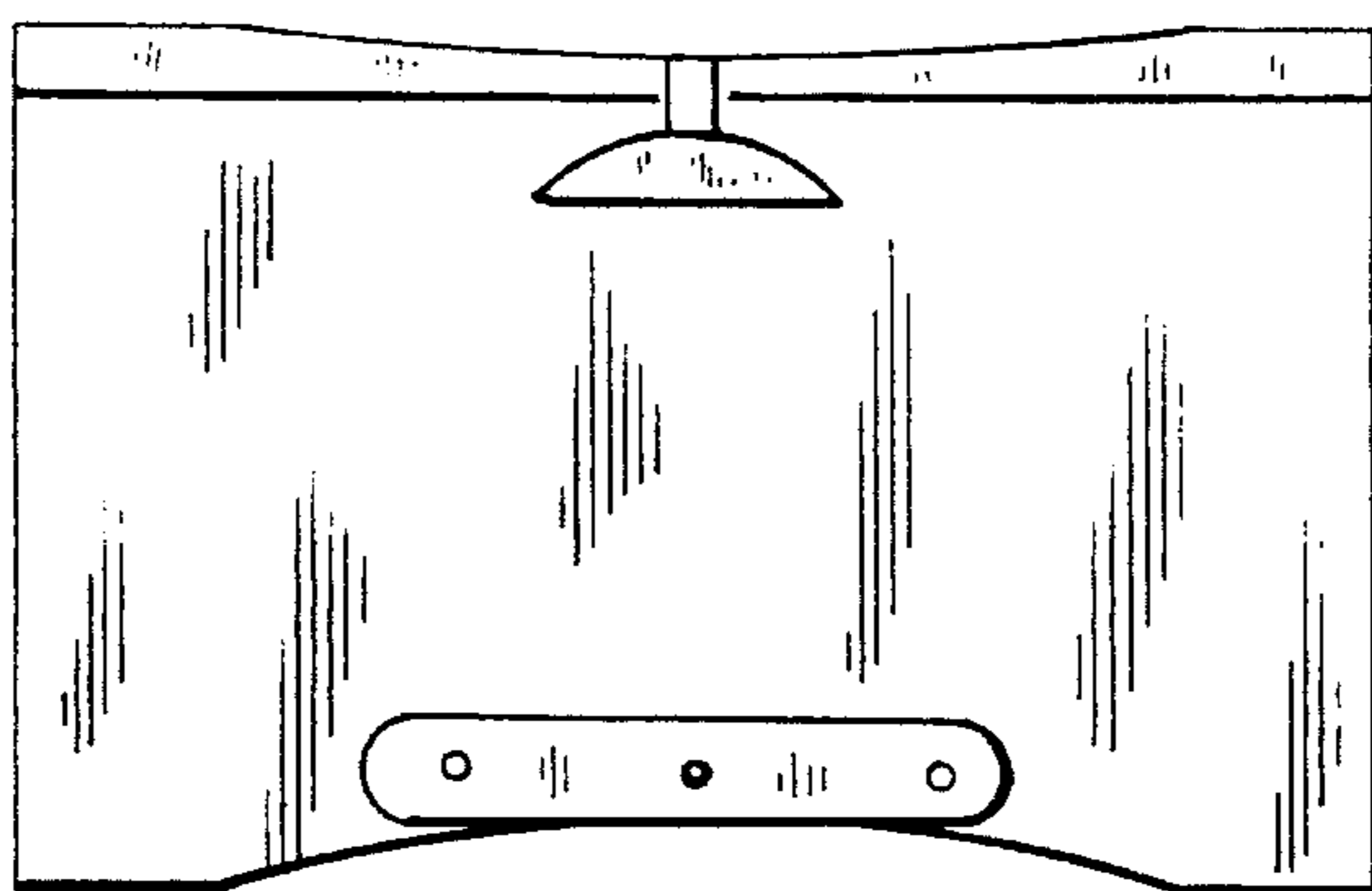


FIG. 1

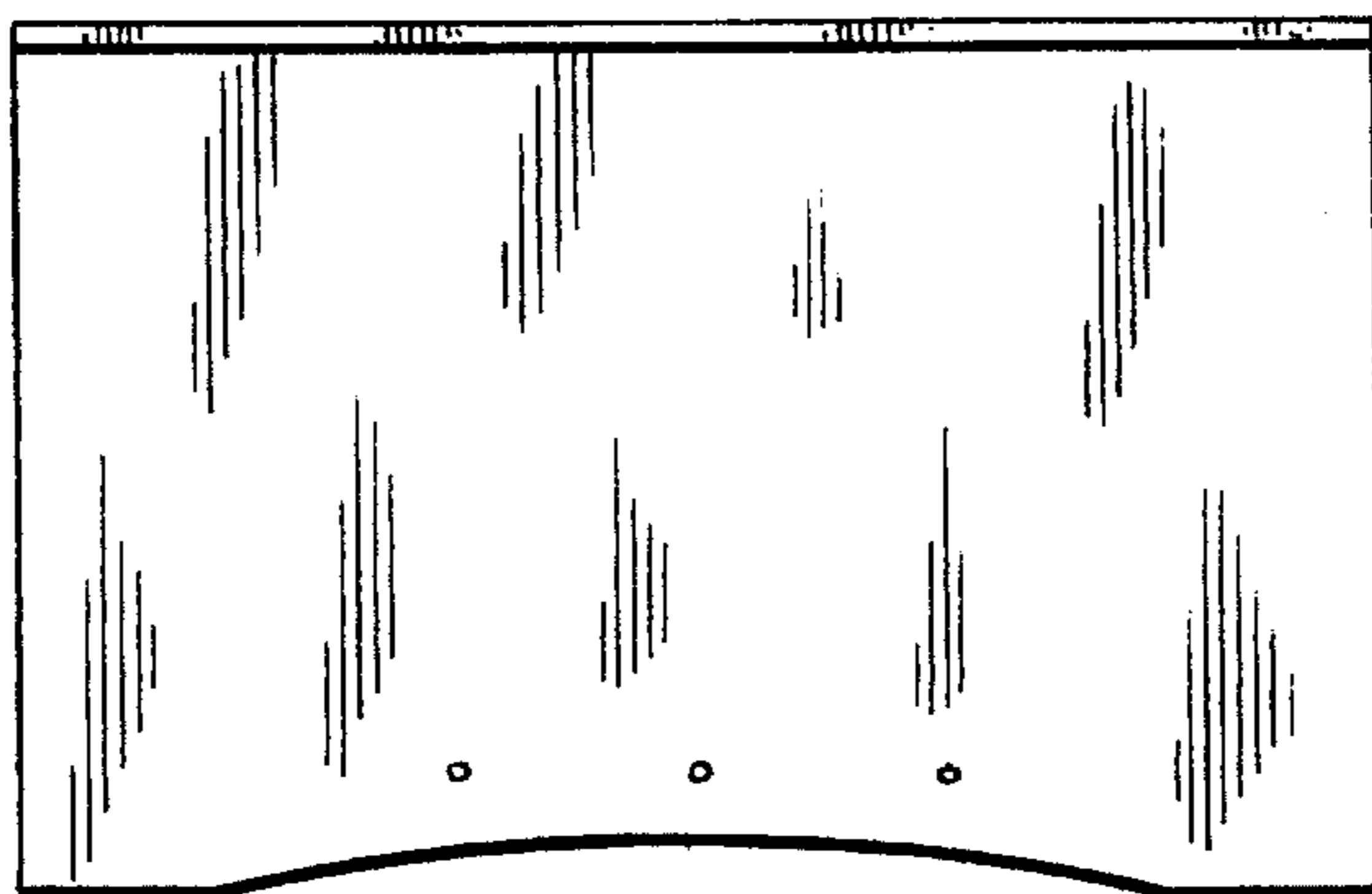


FIG. 2

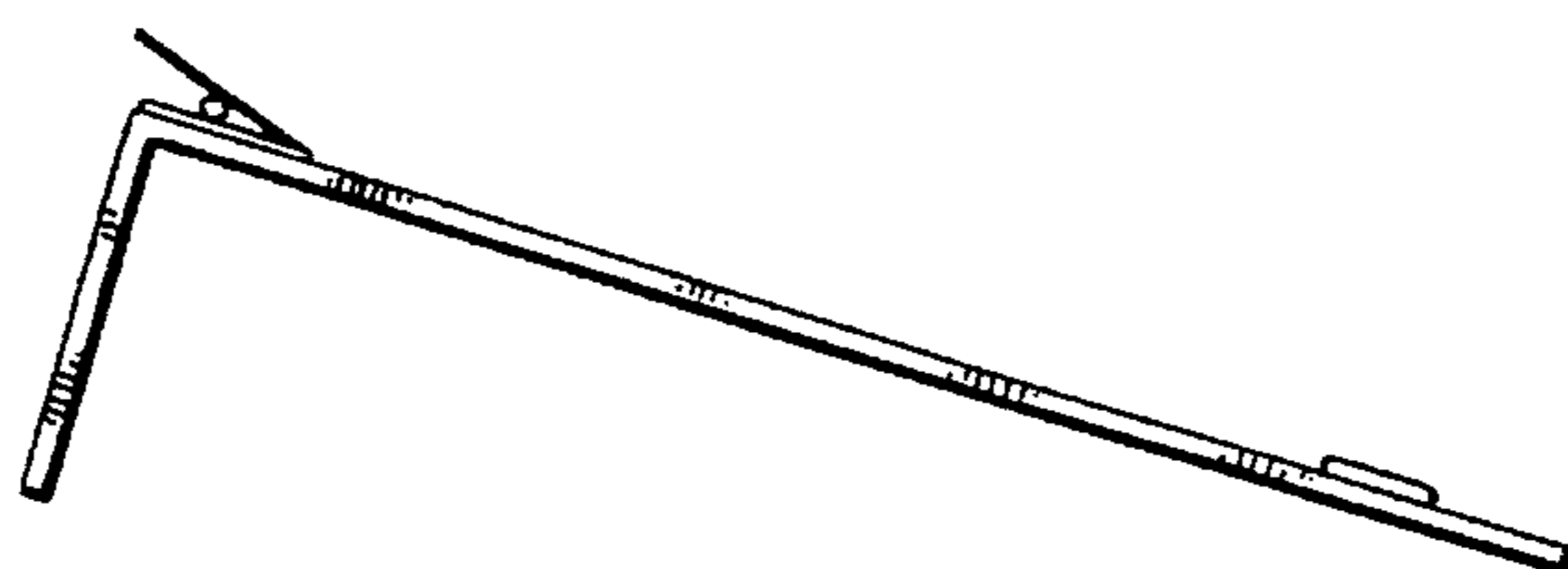


FIG. 3




FIG. 4