



US00D374351S

United States Patent [19]
van Kempen

[11] **Patent Number: Des. 374,351**

[45] **Date of Patent: **Oct. 8, 1996**

[54] **TOOTHBRUSH HEAD AND HANDLE UNIT**

[75] Inventor: **Christianus H. J. M. van Kempen,**
Mierlo, Netherlands

[73] Assignee: **Coram International, B.V.,**
Netherlands

[**] Term: **14 Years**

[21] Appl. No.: **19,240**

[22] Filed: **Feb. 25, 1994**

[30] **Foreign Application Priority Data**

Aug. 27, 1993 [XH] Hague Agreement 68999-00

[52] **U.S. Cl.** **D4/105**

[58] **Field of Search** D4/104-112, 119,
D4/130, 134, 136, 138; 15/143.1, 159.1,
160, 167.1, 167.2, 186-187

[56] **References Cited**

U.S. PATENT DOCUMENTS

2,214,407 9/1940 Deutsch 15/167.2
5,305,491 4/1994 Hegemann 15/167.2

FOREIGN PATENT DOCUMENTS

2192784 1/1988 United Kingdom 15/167.2

Primary Examiner—Susan J. Lucas

Assistant Examiner—Lavone D. Tabor
Attorney, Agent, or Firm—Pravel, Hewitt, Kimball &
Krieger


[57] **CLAIM**

The ornamental design for a toothbrush head and handle unit, as shown.

DESCRIPTION

FIG. 1 is a perspective view of a toothbrush head and handle unit showing my new design;
FIG. 2 is another perspective view of a toothbrush head and handle unit showing my new design;
FIG. 3 is a front elevation view of a toothbrush head and handle unit showing my new design;
FIG. 4 is a rear elevation view of a toothbrush head and handle unit showing my new design;
FIG. 5 is a side elevation view of a toothbrush head and handle unit showing my new design;
FIG. 6 is a side elevation view of a toothbrush head and handle unit showing my new design;
FIG. 7 is a top view of a toothbrush head and handle unit showing my new design; and,
FIG. 8 is a bottom view of a toothbrush head and handle unit showing my new design.
In FIGS. 1, 3 and 5-8, the bristles, which are represented by broken lines, are shown for illustrative purposes only and are not part of the claimed ornamental design.

1 Claim, 2 Drawing Sheets



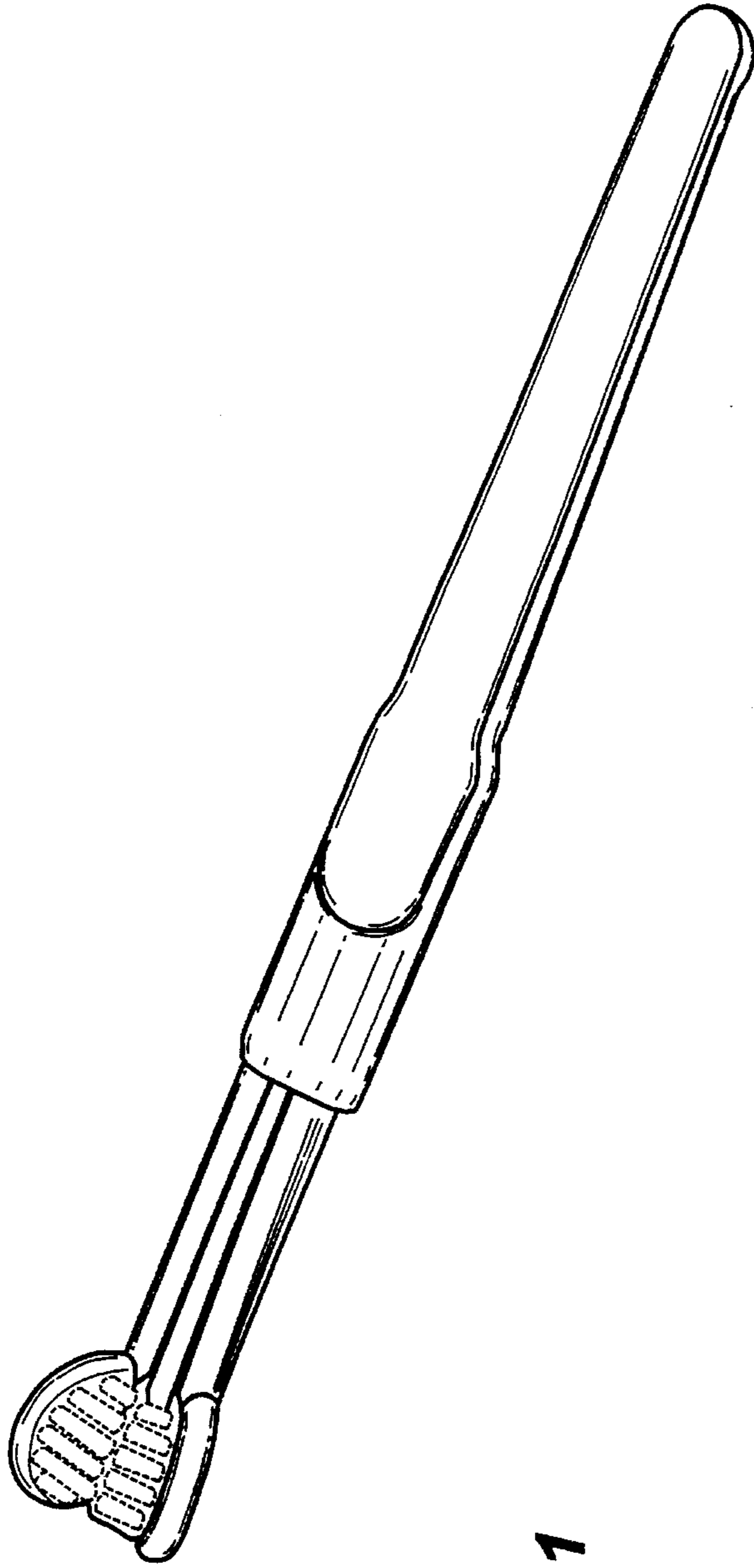


FIG. 1

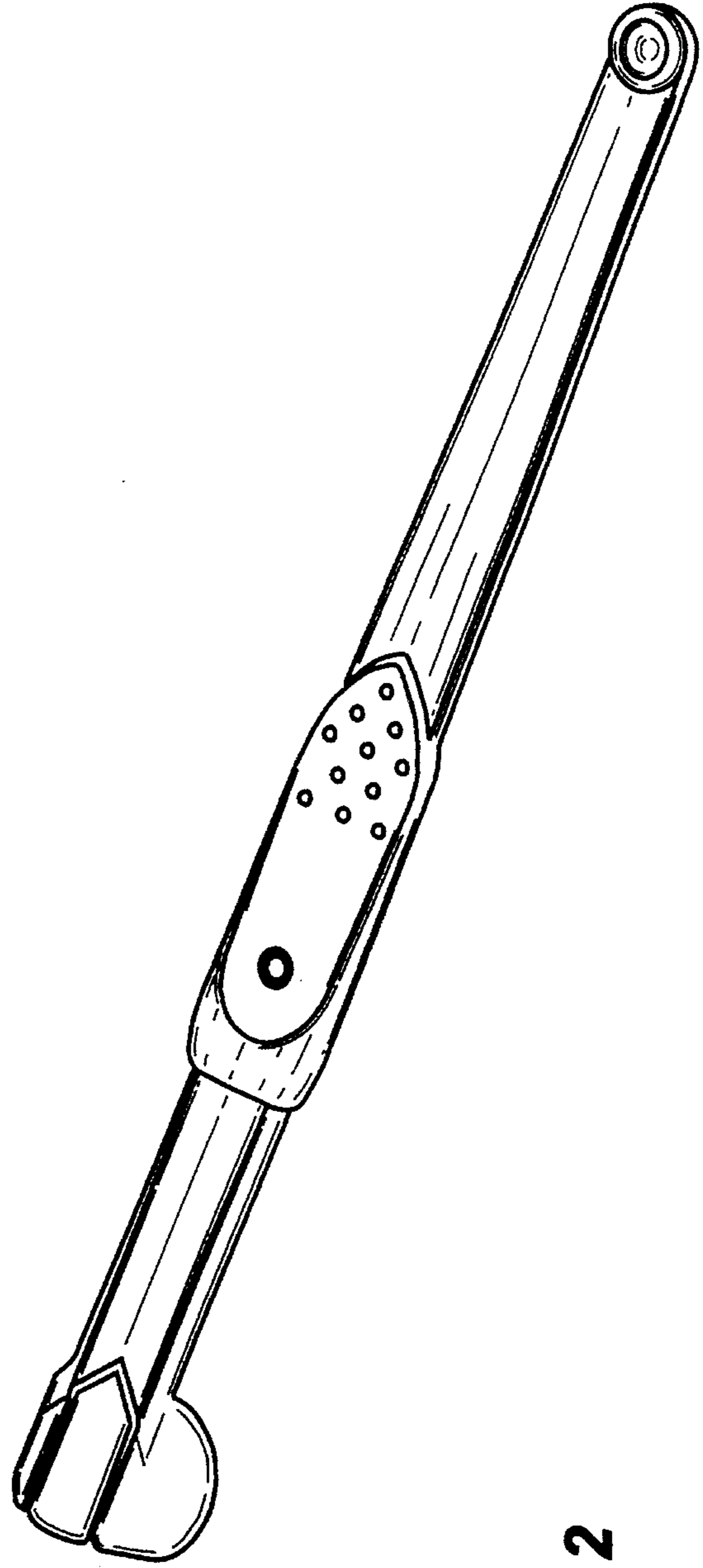


FIG. 2

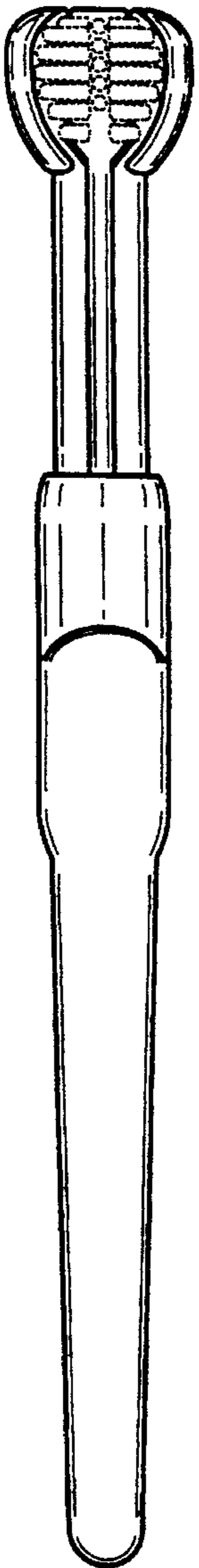


FIG. 3

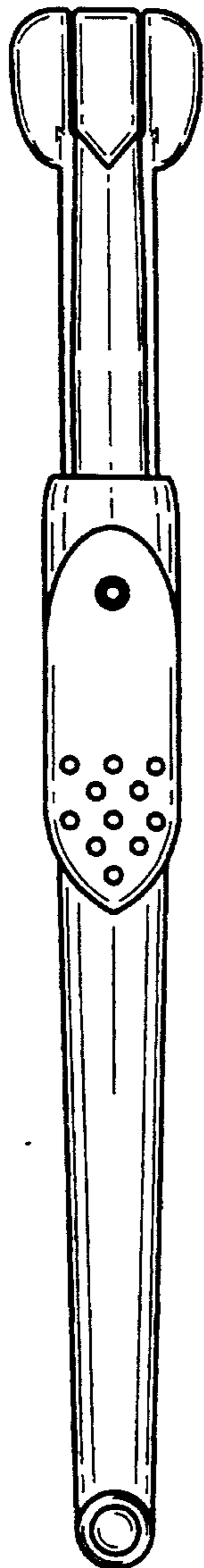


FIG. 4



FIG. 5

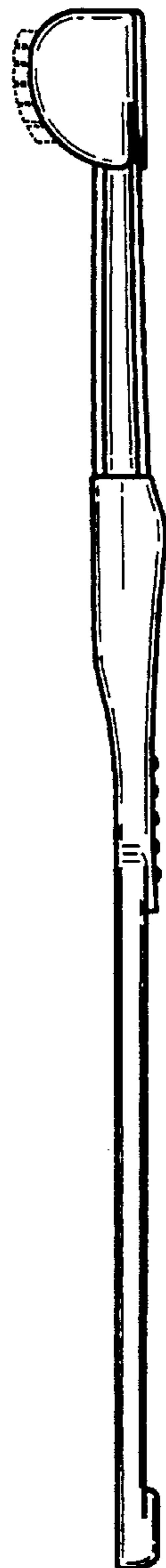


FIG. 6

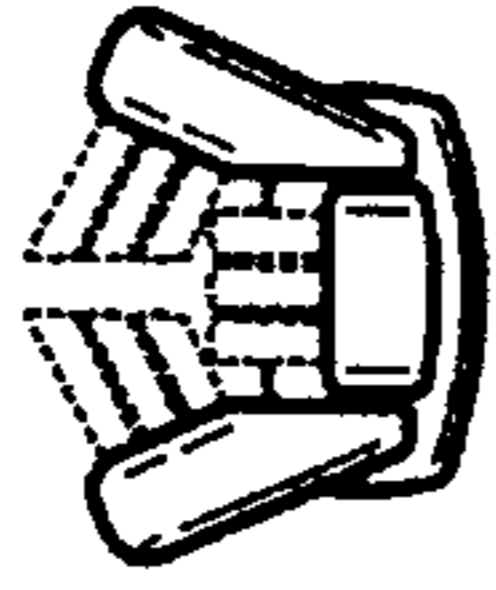


FIG. 7



FIG. 8