



US00D374350S

# United States Patent [19]

[11] Patent Number: **Des. 374,350**

Yost et al.

[45] Date of Patent: **\*\*\* Oct. 8, 1996**

[54] TOOTHBRUSH

[75] Inventors: **Kevin G. Yost**, Short Hills; **Alan G. Trojanowski**, Monmouth Junction, both of N.J.; **Mari H. Ando**; **Jarrold L. Linton**, both of New York, N.Y.

[73] Assignee: **Johnson & Johnson Consumer Products, Inc.**, Skillman, N.J.

[\*] Notice: The portion of the term of this patent subsequent to Apr. 16, 2010, has been disclaimed.

[\*\*] Term: **14 Years**

[21] Appl. No.: **36,558**

[22] Filed: **Mar. 22, 1995**

[52] U.S. Cl. .... **D4/104**

[58] Field of Search ..... D4/104-112, 130, D4/134, 136, 138; 15/143.1, 159.1, 160, 167.1, 167.2, DIG. 5, DIG. 6, 186, 187

### [56] References Cited

#### U.S. PATENT DOCUMENTS

D. 219,121	11/1970	Krahner	.....	D4/104
D. 272,682	2/1984	Stocchi	.....	D4/110
D. 272,691	2/1984	Stocchi	.....	D4/110
D. 279,838	7/1985	Hjelle	.....	D4/104
D. 285,263	8/1986	Hill	.....	D4/104

D. 324,775	3/1992	Kreisher et al.	.....	D4/104
D. 328,392	8/1992	Holstein, II et al.	.....	D4/104
D. 331,320	12/1992	Kreisher et al.	.....	D4/104
D. 359,851	7/1995	Loew	.....	D4/104
1,705,542	3/1929	Ryser	.....	15/167.1
4,010,509	3/1977	Huish	.....	15/167.1
4,268,933	5/1981	Papas	.....	15/167.1
4,776,054	10/1988	Rauch	.....	15/167.1
5,392,483	2/1995	Heinzelman et al.	.....	15/167.1

#### FOREIGN PATENT DOCUMENTS

1054713	2/1954	France	.....	15/167.1
---------	--------	--------	-------	----------

*Primary Examiner*—Susan J. Lucas

*Assistant Examiner*—Lavone D. Tabor

*Attorney, Agent, or Firm*—Lawrence D. Schuler

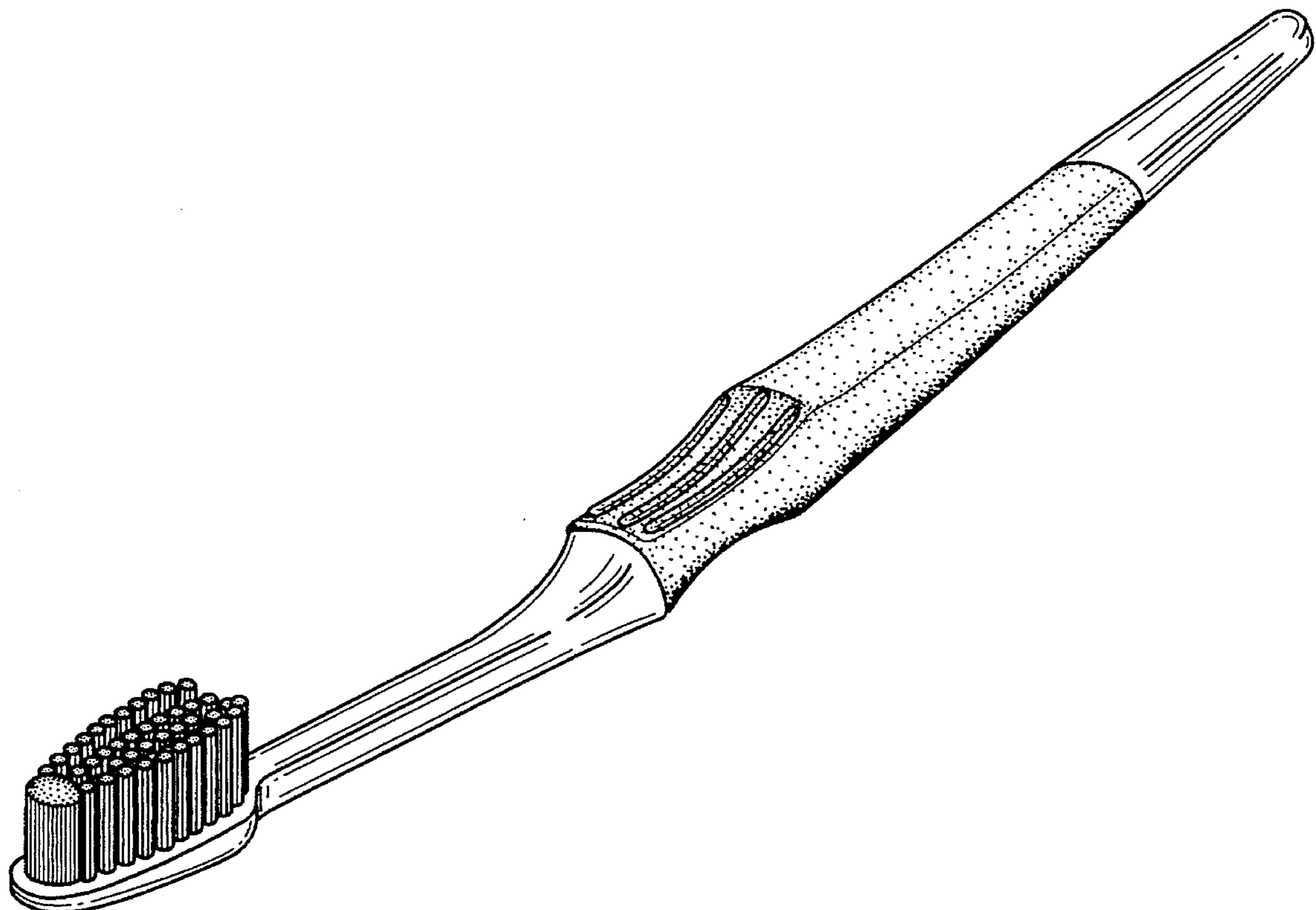
### [57] CLAIM

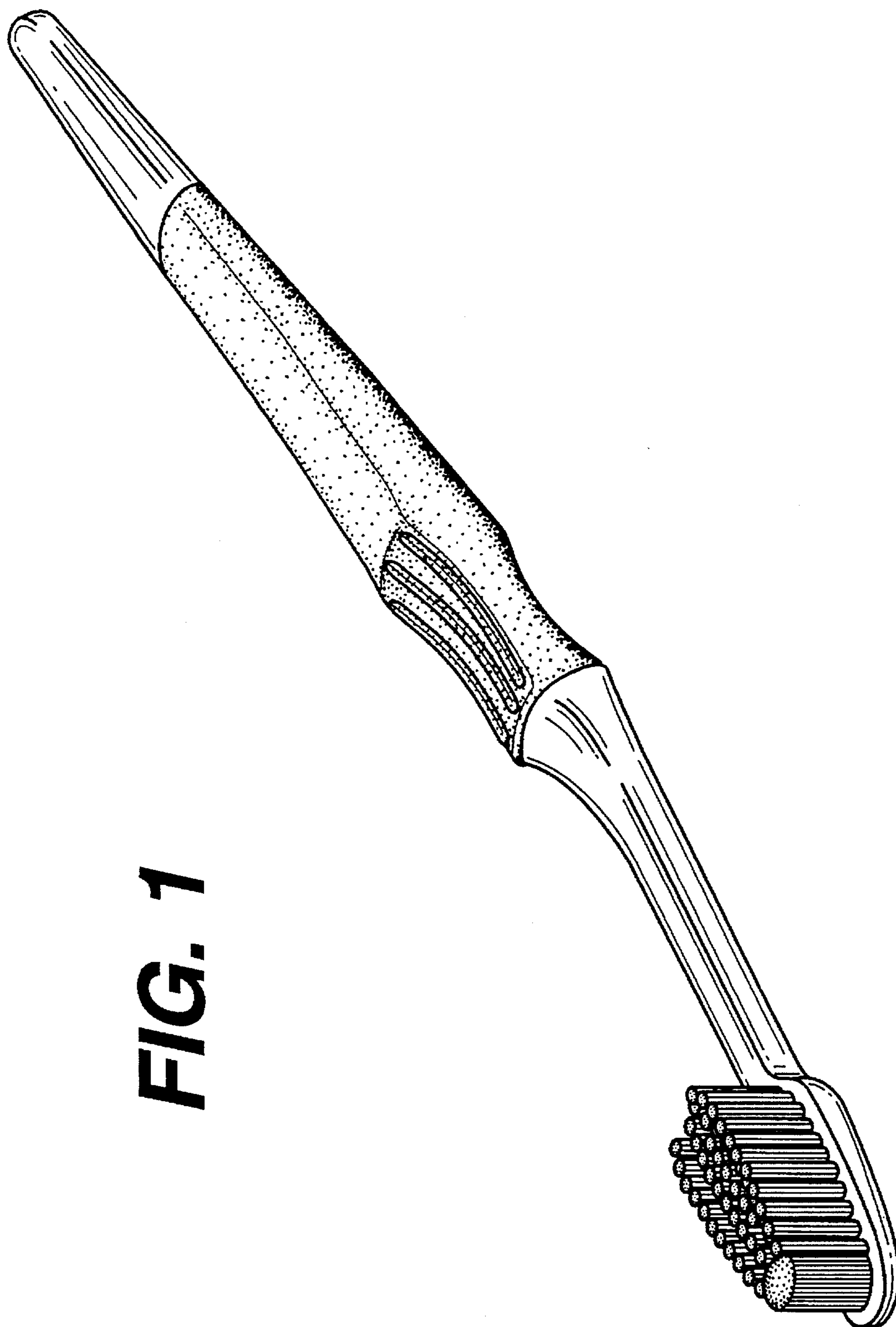
The ornamental design for a toothbrush, as shown and described.

### DESCRIPTION

FIG. 1 is a perspective view showing the toothbrush of our new design;  
 FIG. 2 is a top plan view thereof;  
 FIG. 3 is a side elevational view thereof, the opposite side being a mirror image;  
 FIG. 4 is a bottom plan view thereof;  
 FIG. 5 is a front elevational view thereof; and,  
 FIG. 6 is a rear elevational view thereof.


**1 Claim, 3 Drawing Sheets**



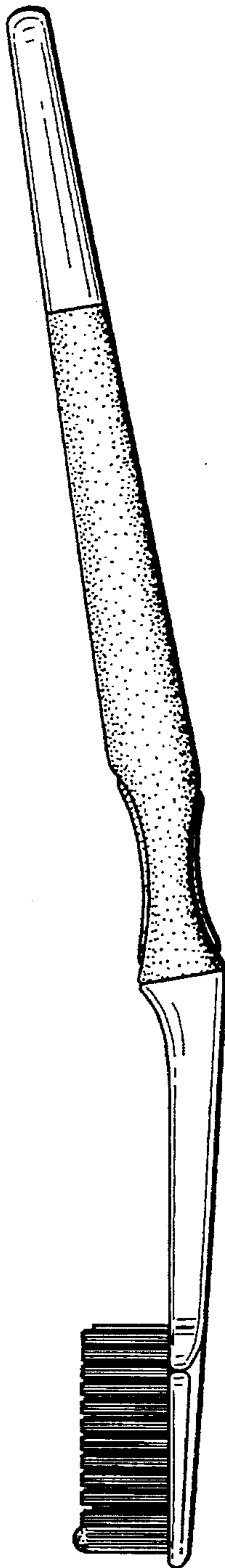


**FIG. 1**

**FIG. 2**



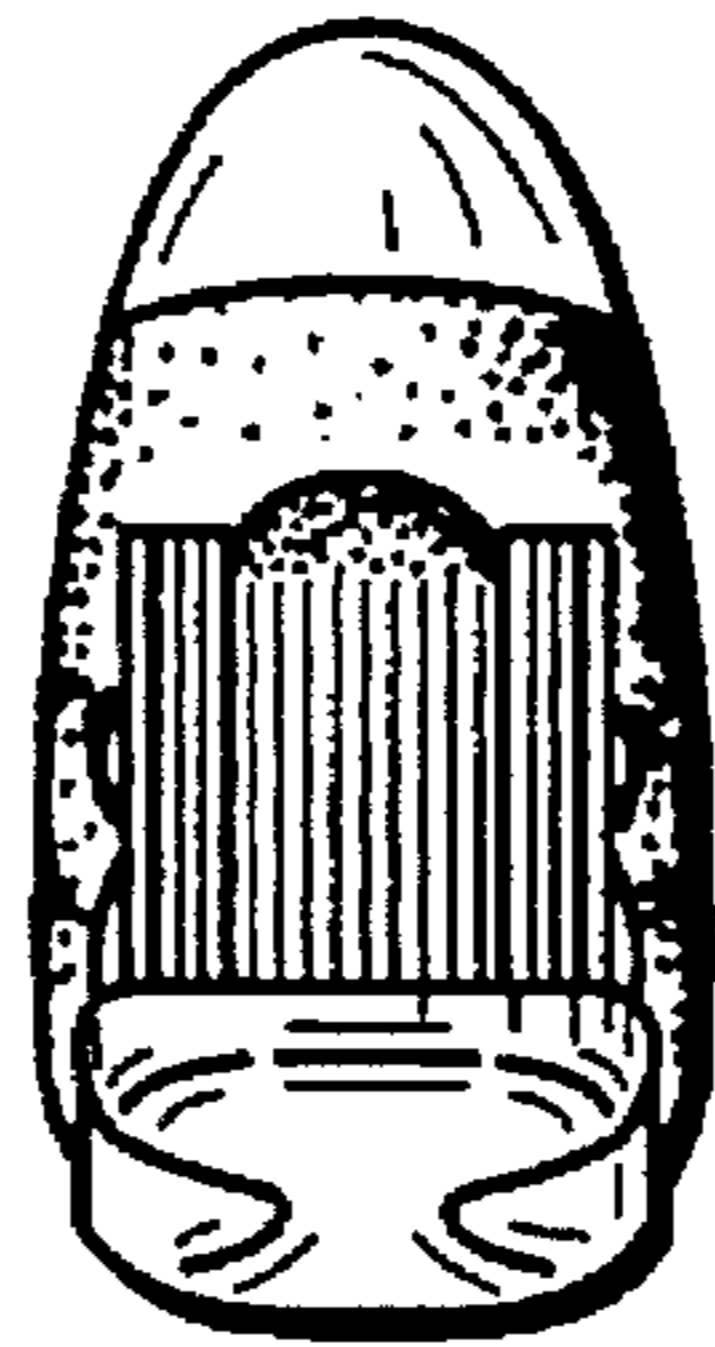
**FIG. 3**



**FIG. 4**



**FIG. 5**



**FIG. 6**

