



US00D374347S

United States Patent [19]

[11] Patent Number: **Des. 374,347**

Burns et al.

[45] Date of Patent: ****Oct. 8, 1996**

[54] CONTAINER

5,152,231	10/1992	Preston et al.	109/65
5,295,447	3/1994	Robbins et al.	109/65
5,377,514	1/1995	Robbins et al.	70/452

[75] Inventors: **Clay A. Burns**, Boston; **Paul C. Sabin**, Milton, both of Mass.; **Victor Y. Cheung**, Chicago, Ill.; **Clifford S. Lansil**, Woburn, Mass.

FOREIGN PATENT DOCUMENTS

PCT/US92/00355 8/1992 European Pat. Off. .

[73] Assignee: **BRK Brands, Inc.**, Aurora, Ill.

OTHER PUBLICATIONS

[**] Term: **14 Years**

Sentry Group brochure entitled "Fire Protection For Home Or Office" dated 1993.

[21] Appl. No.: **42,072**

Sentry Group brochure (Spanish language) entitled "Protección contra incendios para el hogar y la oficina", dated 1992.

[22] Filed: **Jul. 31, 1995**

Sentry Group brochure entitled "There's a New Sentry on Duty" undated.

[52] U.S. Cl. **D3/282; D3/294; D99/28**

[58] Field of Search **D3/276, 282, 294; D9/424, 425; D99/28; 109/45, 48, 65, 75; 190/100, 115, 900, 901, 903**

Primary Examiner—Ted Shooman
Assistant Examiner—Philip Hyder
Attorney, Agent, or Firm—Dressler, Goldsmith, Milanow & Katz, Ltd.

[56] References Cited

U.S. PATENT DOCUMENTS

D. 194,339	1/1963	Harty, Jr.	D3/282
D. 268,063	2/1983	Chase	D99/28
D. 274,858	7/1984	Brush et al.	D99/28
D. 289,582	5/1987	Brush, Jr. et al.	D3/72
D. 302,491	8/1989	Brush, Jr. et al.	D3/30.1
D. 316,331	4/1991	Bridges et al.	D9/424
D. 316,332	4/1991	Bridges et al.	D9/424
D. 321,985	12/1991	Ward	D3/282
D. 324,308	3/1992	Chen	D3/282
D. 324,608	3/1992	Forbes	D3/282
D. 339,684	9/1993	Cislo	D3/282
D. 341,935	12/1993	Peersmann	D3/294
D. 353,048	12/1994	Van Skiver et al.	D3/276
D. 357,117	4/1995	Huang	D3/276
4,048,926	9/1977	Brush, Jr. et al.	109/65
4,422,386	12/1983	Carpenter	109/59 R
4,541,545	9/1985	Beattie et al.	220/431
5,069,358	12/1991	Avery, Jr.	220/426

[57] CLAIM

The ornamental design for a container, as shown and described.

DESCRIPTION

FIG. 1 is a perspective view of a container embodying the new design;
FIG. 2 is a side view of the container as viewed from the left hand side of FIG. 1;
FIG. 3 is a top view of the container;
FIG. 4 is a front view of the container;
FIG. 5 is a rear view of the container;
FIG. 6 is a bottom view of the container; and,
FIG. 7 is a side view of the container as viewed from the right hand side of FIG. 1.

1 Claim, 5 Drawing Sheets

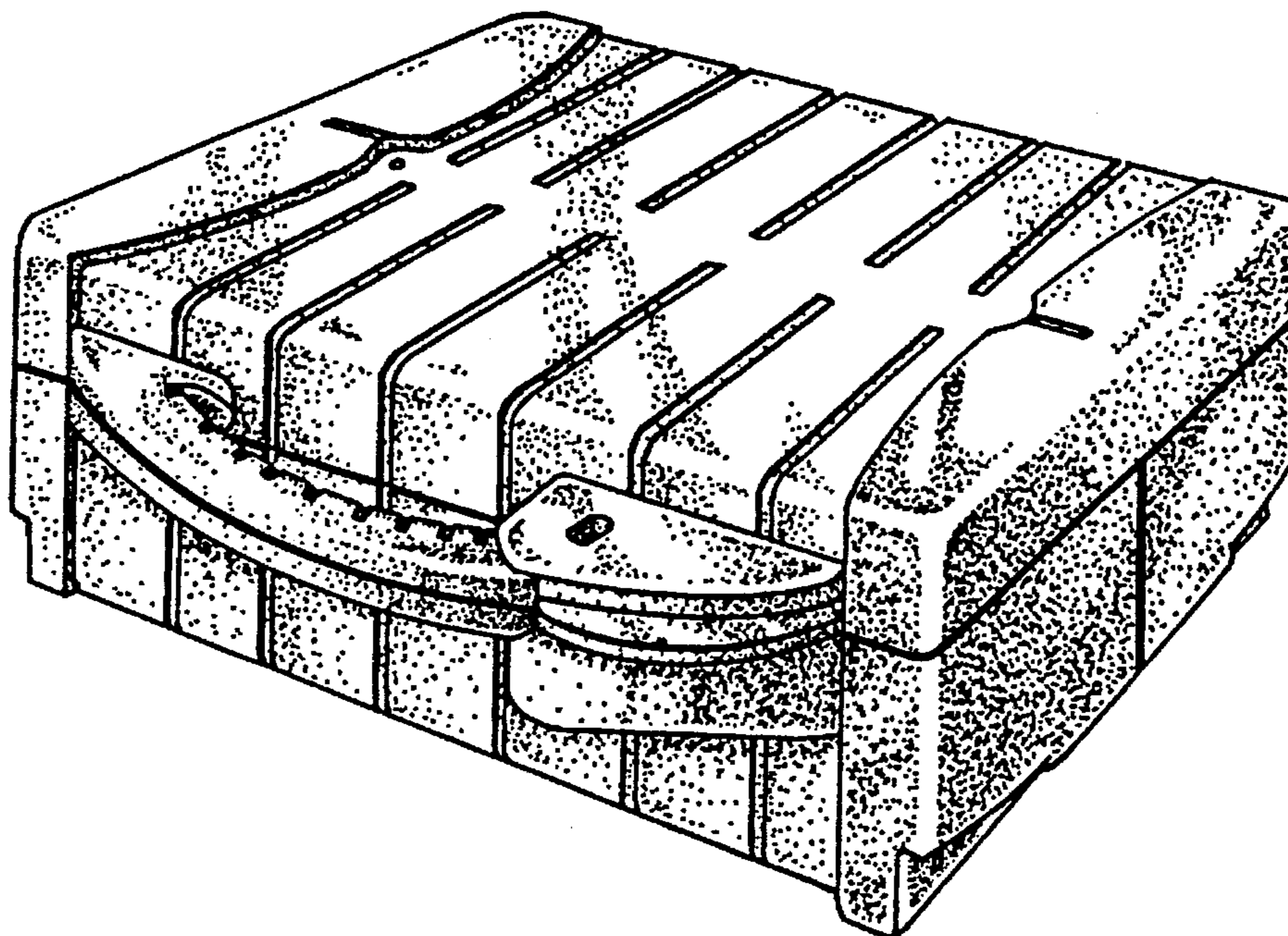


FIG. 1

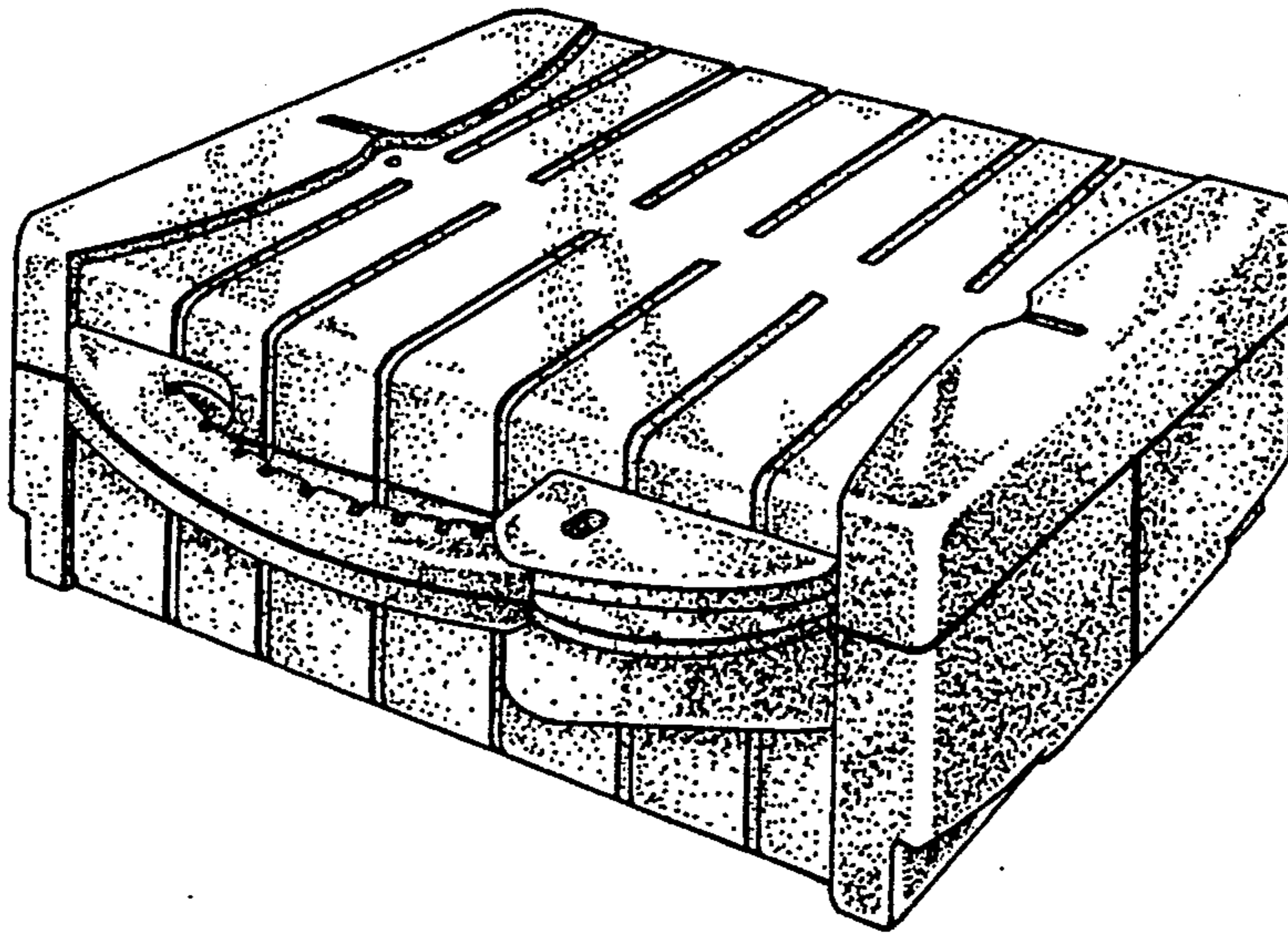
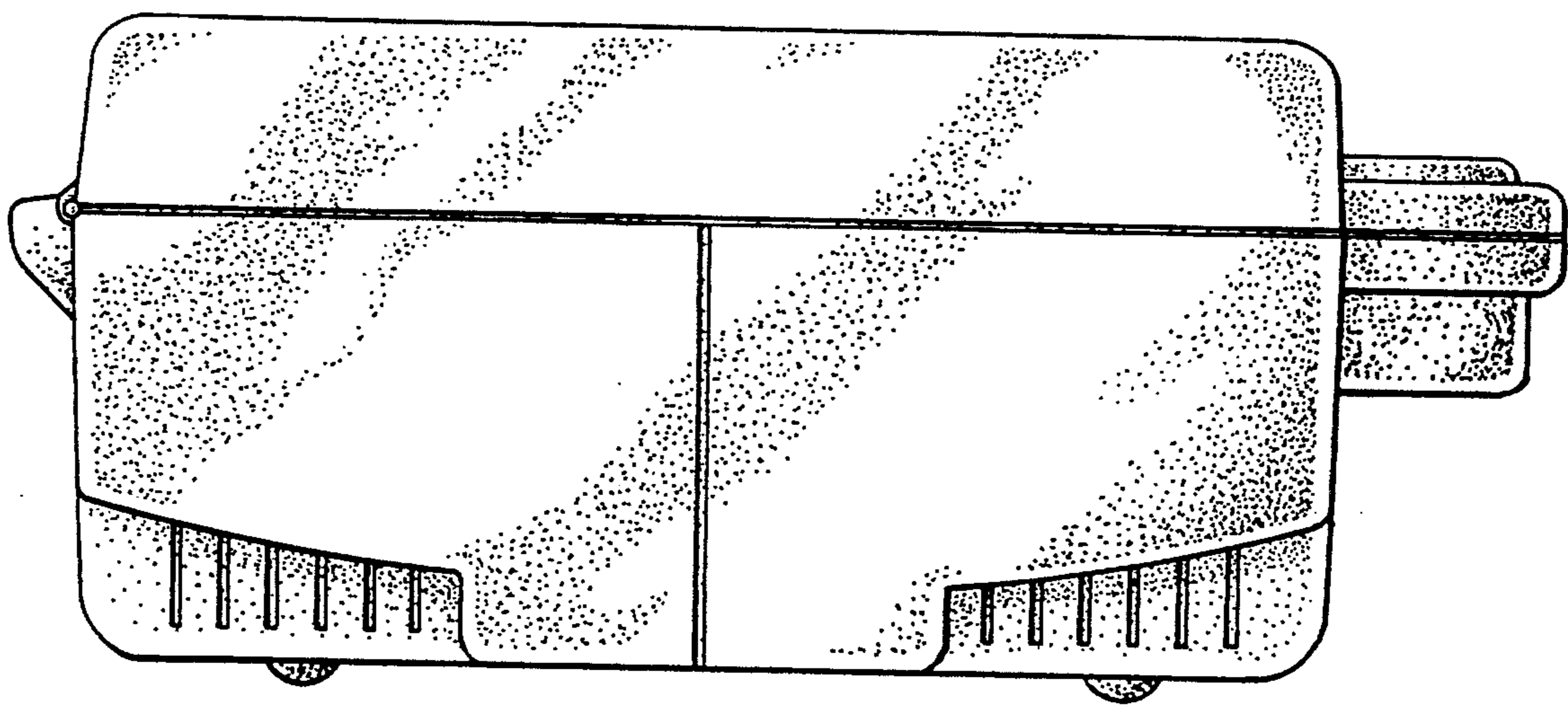


FIG. 2



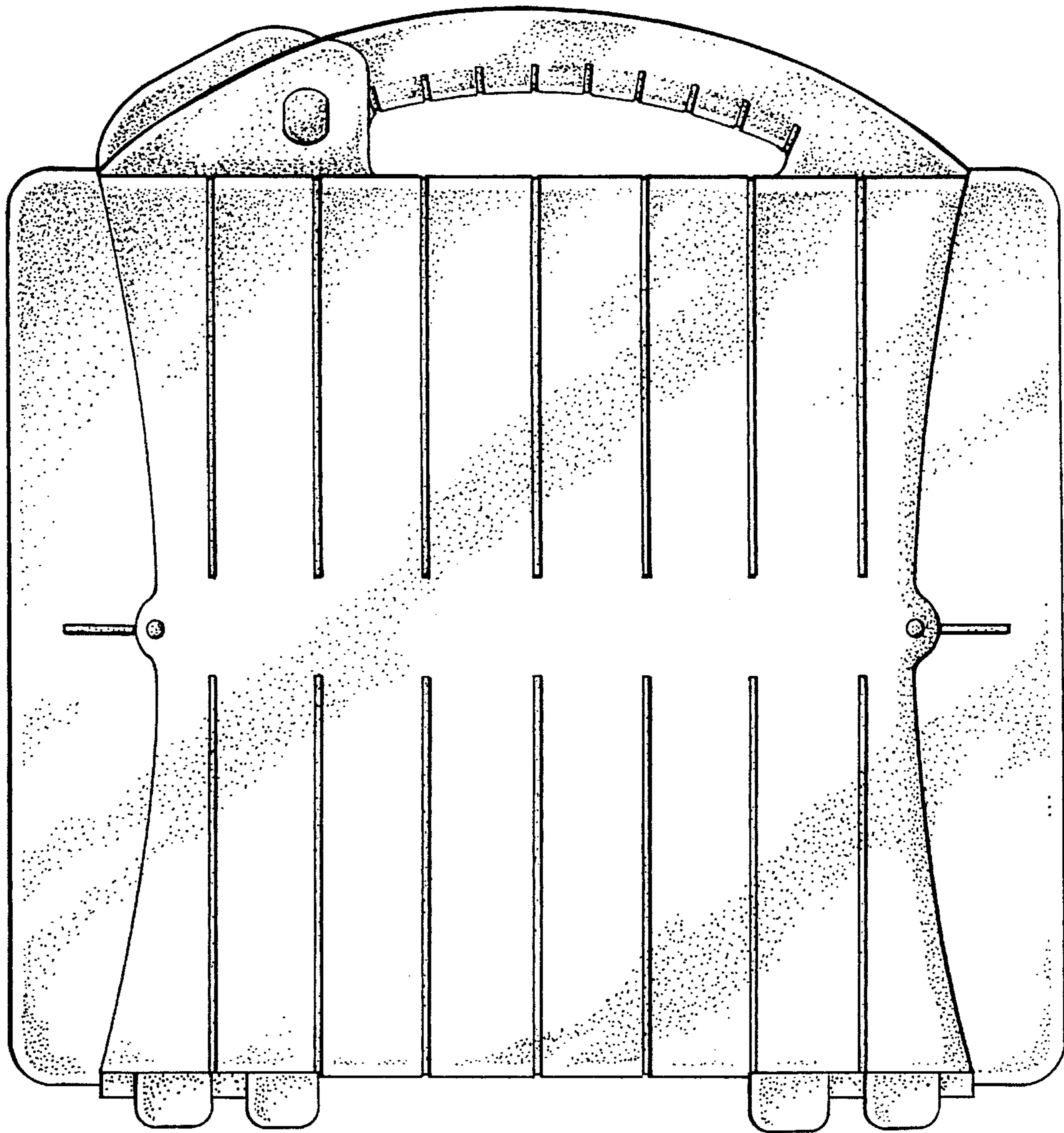


FIG. 3

FIG. 4

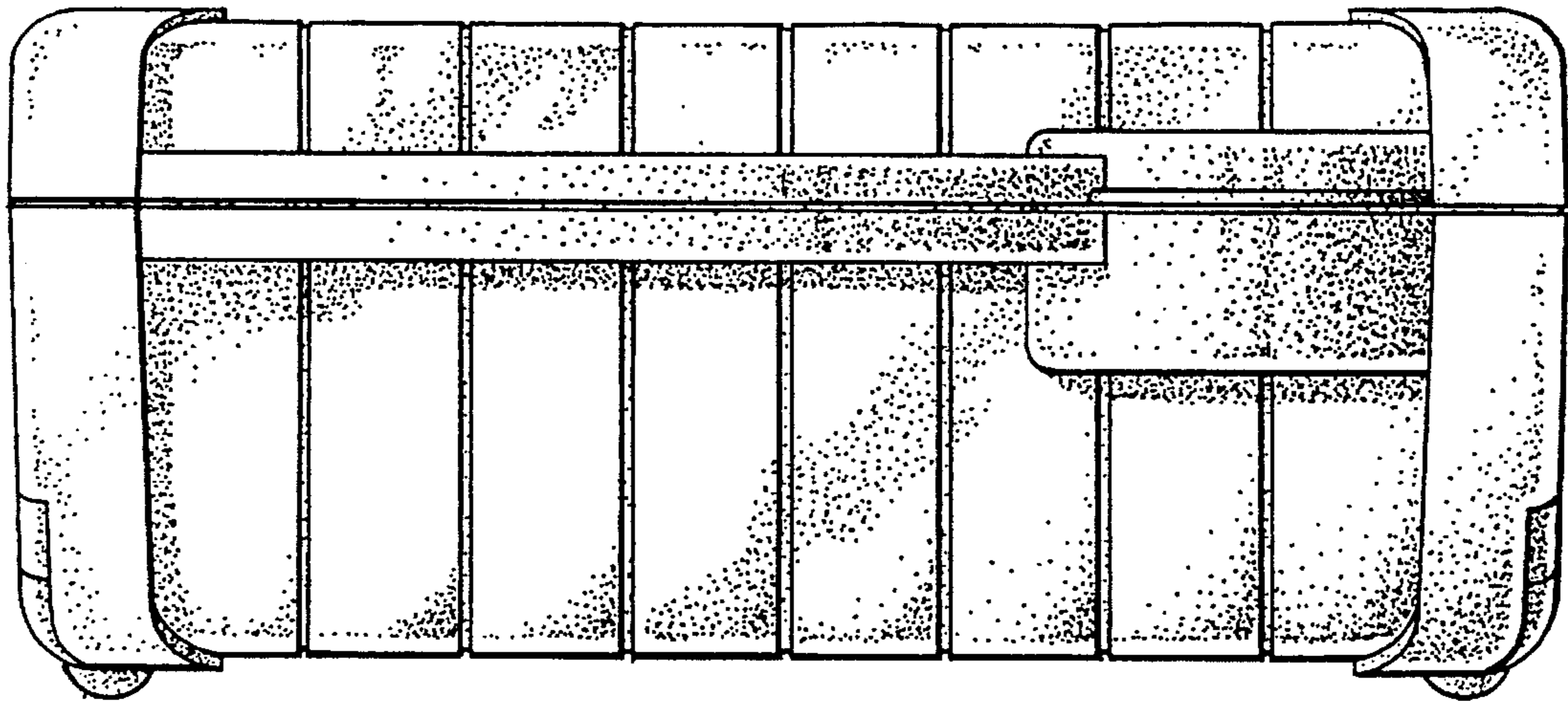


FIG. 5

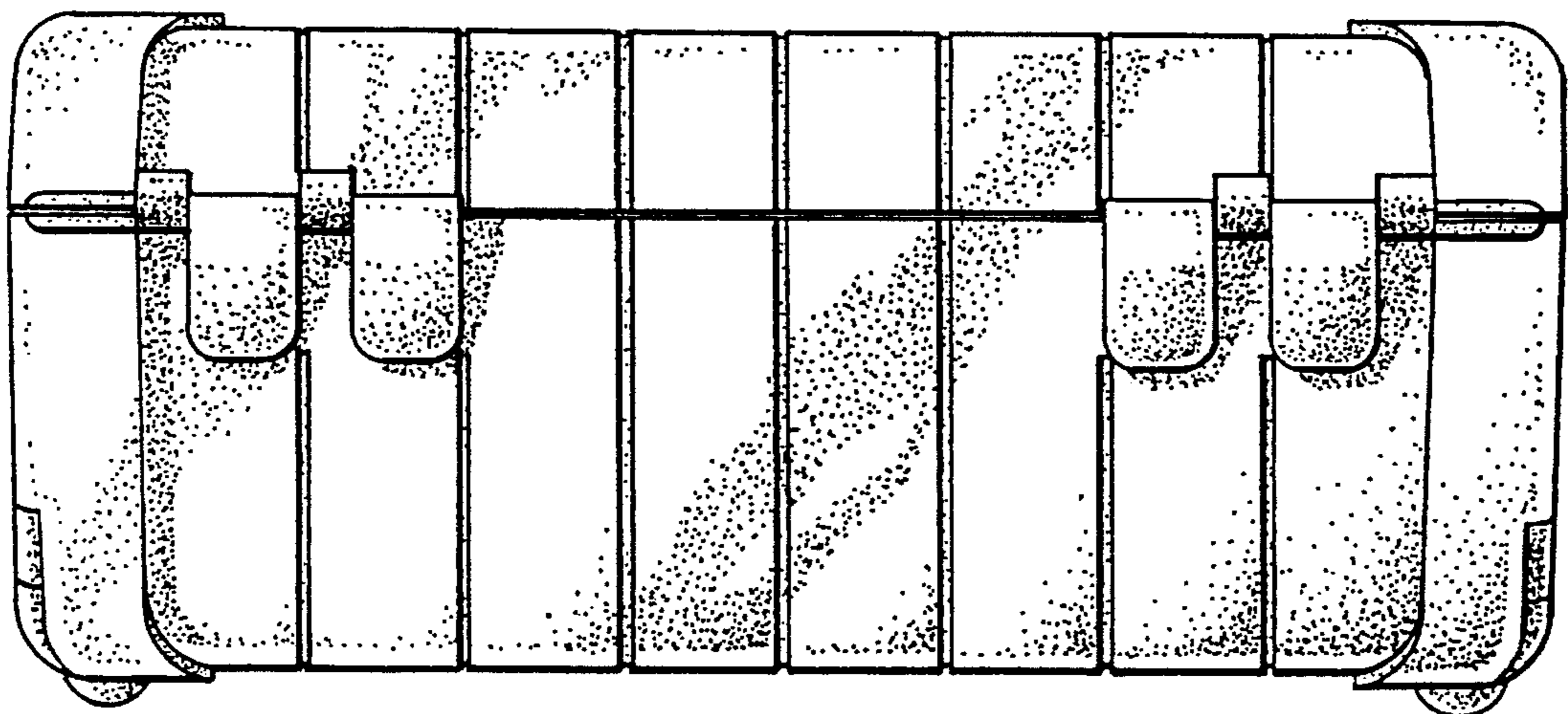


FIG. 6

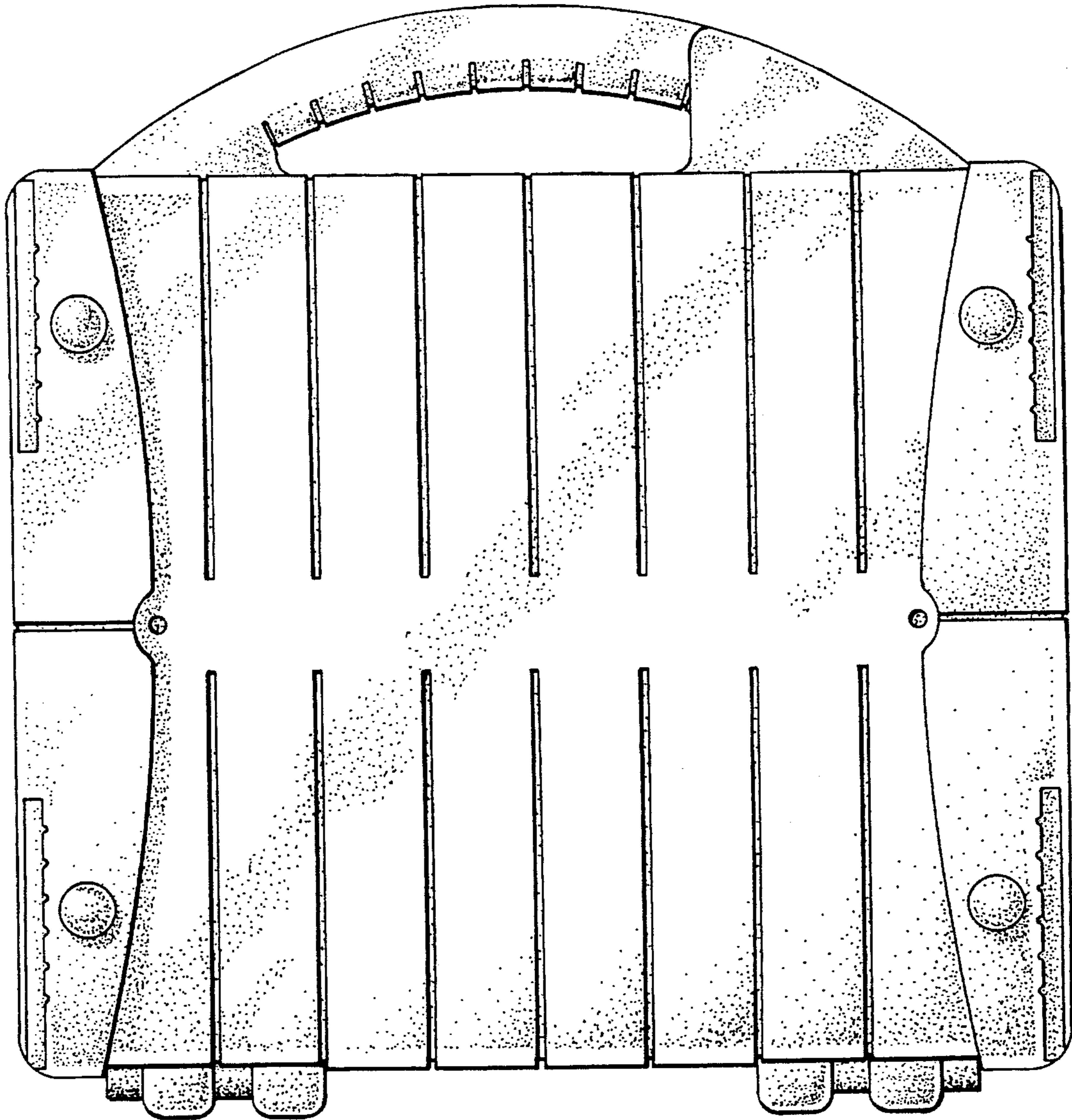


FIG. 7

