



US00D374345S

United States Patent [19]

Ostrosky et al.

[11] Patent Number: **Des. 374,345**

[45] Date of Patent: ****Oct. 8, 1996**

[54] **GOLF BALL CADDY**

[76] Inventors: **Daniel M. Ostrosky**, deceased, late of Westland, Mich.; by **Michael D. Ostrosky**, legal representative, 527 Curzon, Howell, Mich. 48843

[**] Term: **14 Years**

[21] Appl. No.: **40,741**

[22] Filed: **Jun. 26, 1995**

[52] U.S. Cl. **D3/221**

[58] Field of Search D3/221, 224, 254, D3/257, 215; D21/234, 204; 224/251, 252, 269, 918, 919; 206/315.1, 315.2, 315.3, 315.4, 315.5, 315.6, 315.7, 315.8, 315.9

[56] **References Cited**

U.S. PATENT DOCUMENTS

D. 360,974	8/1995	Stalling	D3/221
D. 363,520	10/1995	Melillo	D21/234
1,718,952	7/1929	Fischer	206/315.9
2,320,067	5/1943	Caughren	D3/215 X
2,757,698	8/1956	Goodman	273/32 D
2,768,775	10/1956	Houser	221/185
3,777,933	12/1973	Joliot	221/309
3,980,215	9/1976	Schwarzbauer	224/252

4,077,514	3/1978	Kubokawa	206/315.9
4,256,244	3/1981	Gasper	224/252
4,840,332	6/1989	Hoyt	224/274

Primary Examiner—Doris V. Coles
Assistant Examiner—Catherine R. Oliver
Attorney, Agent, or Firm—Weiner, Carrier & Burt, P.C.; William F. Esser; Irving M. Weiner

[57] **CLAIM**

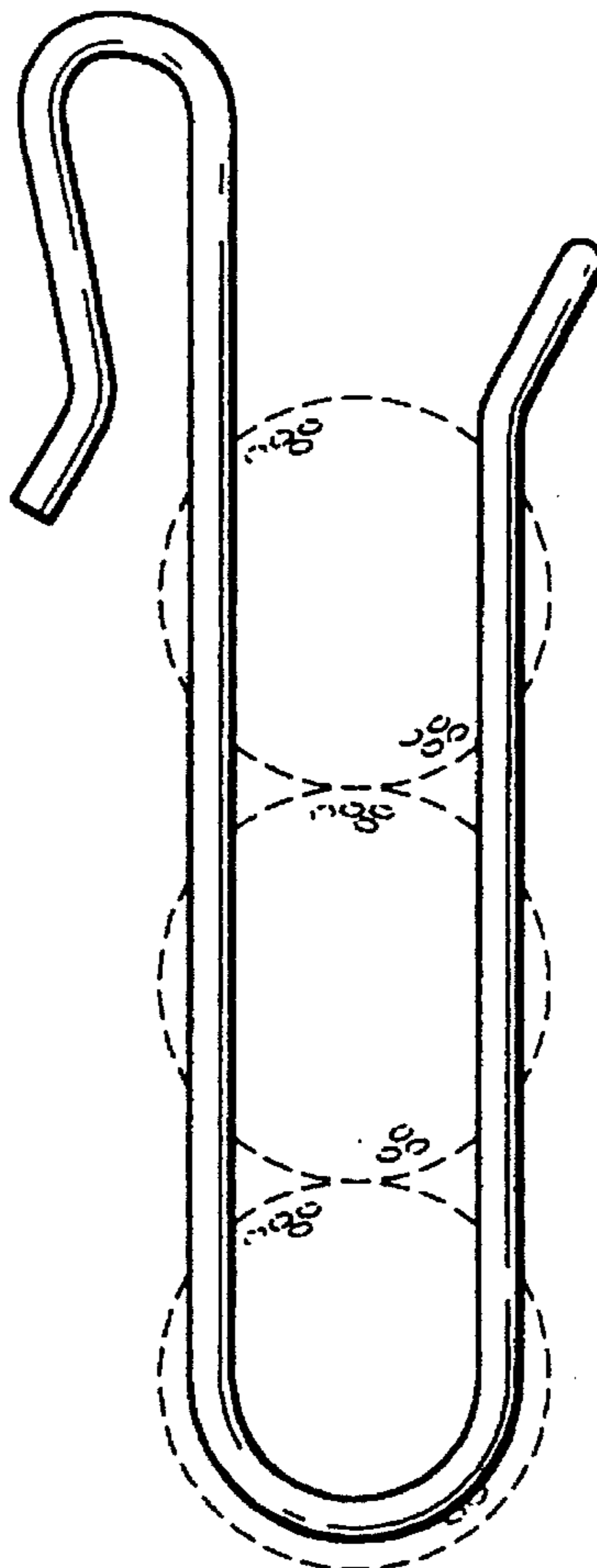
The ornamental design for a golf ball caddy, as shown and described.

DESCRIPTION

FIG. 1 is a side elevational view of the golf ball caddy showing a plurality of golf balls being held thereby; FIG. 2 is a rear elevational view thereof; FIG. 3 is a front elevational view thereof; FIG. 4 is a side elevational view thereof; FIG. 5 is a bottom elevational view thereof; and, FIG. 6 is a top elevational view thereof.

The golf ball caddy is intended to attach to a golf bag, belt or other edge for temporarily storing a plurality of golf balls. The broken line showing of golf balls in FIG. 1 is for illustrative purposes only and forms no part of the claimed design.

1 Claim, 1 Drawing Sheet



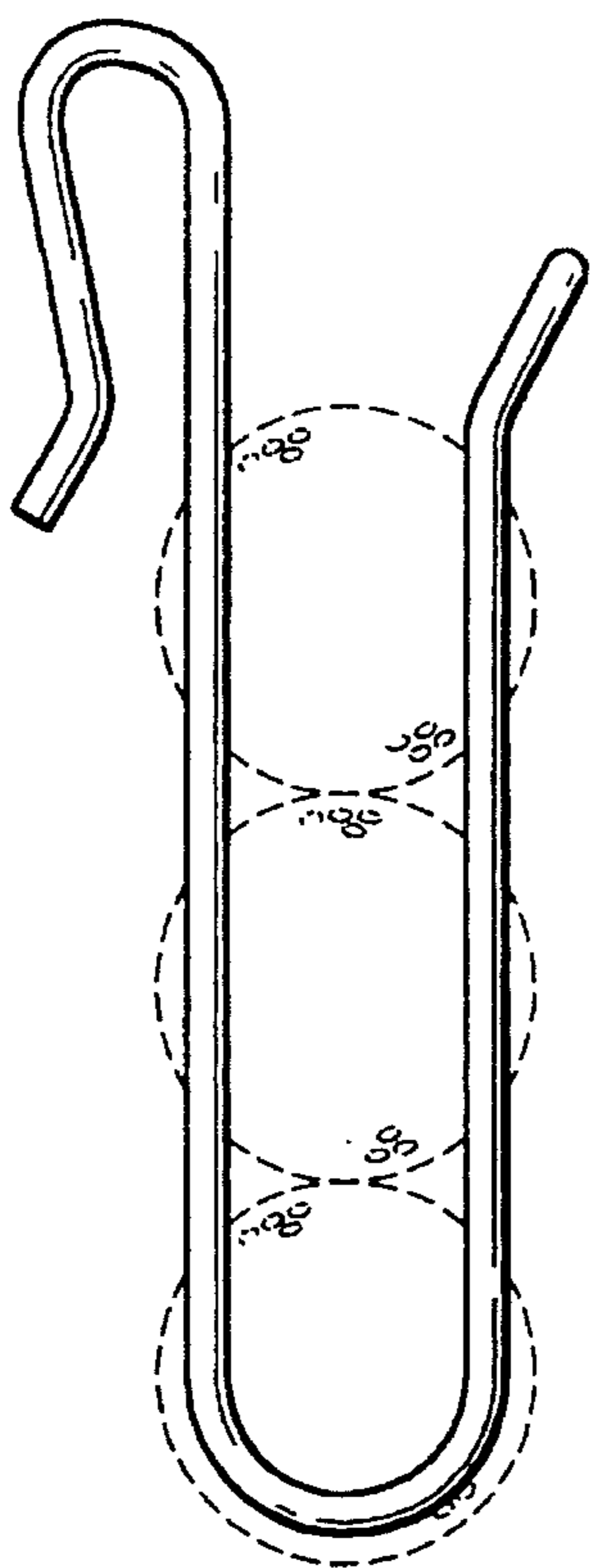


FIG. 1




FIG. 2




FIG. 3

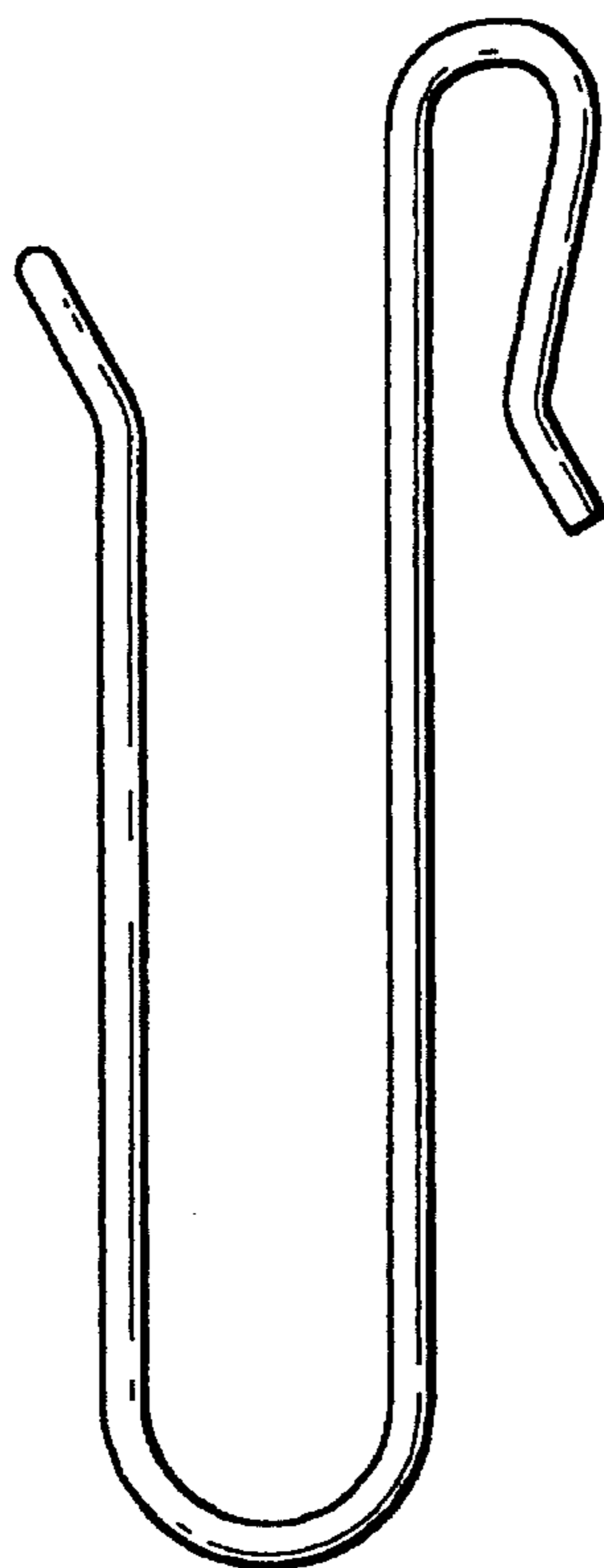


FIG. 4

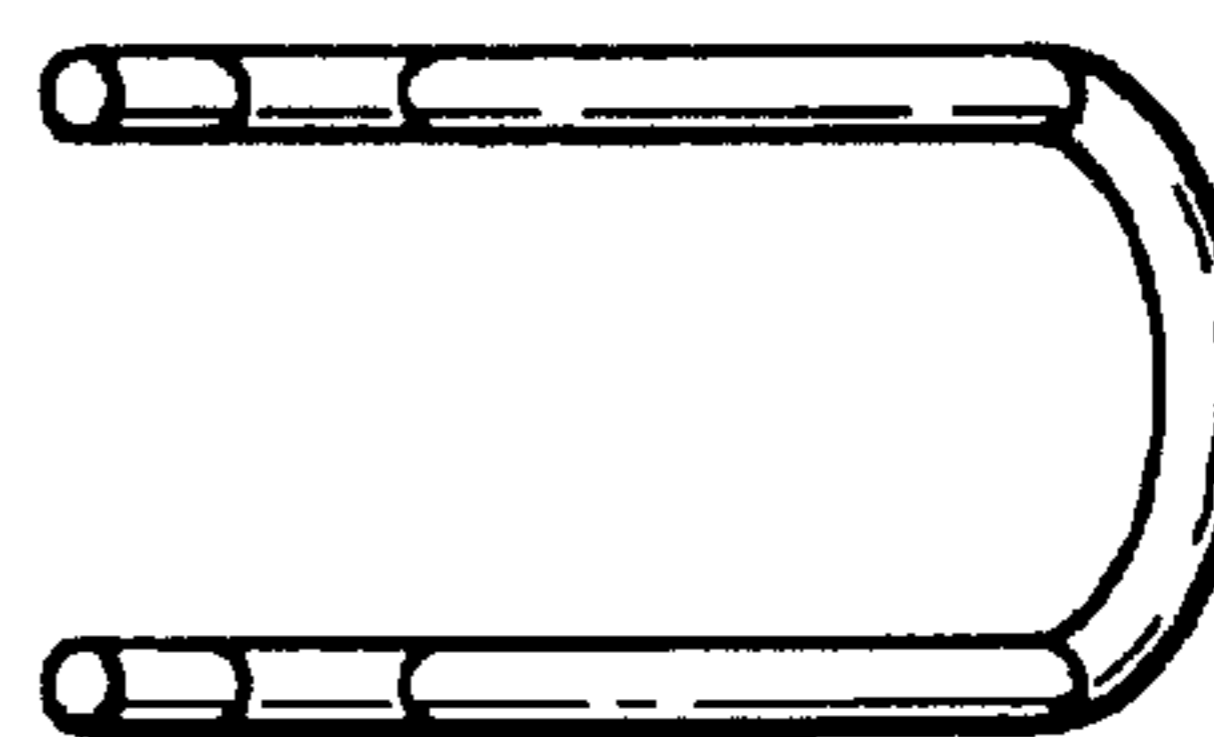


FIG. 5

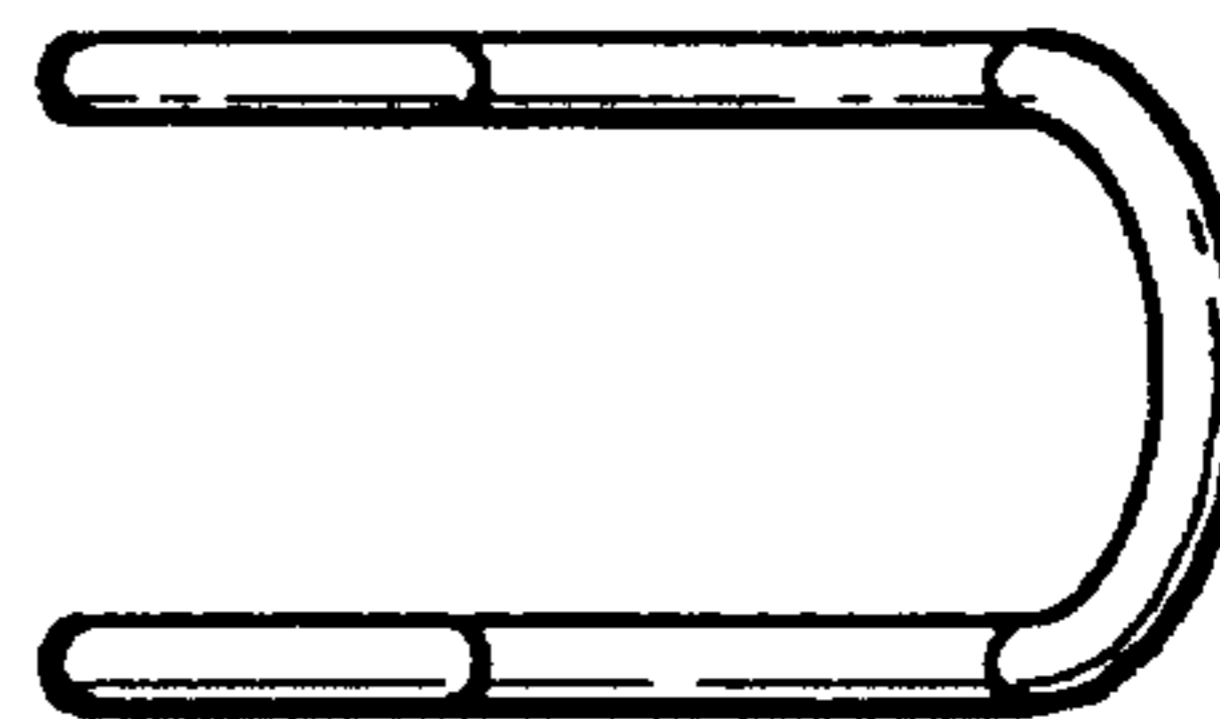


FIG. 6