



US00D374343S

United States Patent [19]

[11] **Patent Number: Des. 374,343**

Ventura

[45] **Date of Patent: **Oct. 8, 1996**

[54] **KEY CHAIN LIGHT**

Primary Examiner—Ralf Seifert

[76] Inventor: **Robert M. Ventura**, Box 185,
Beallsville, Pa. 15313

Attorney, Agent, or Firm—Buchanan Ingersoll; Lynn J. Alstadt

[**] Term: **14 Years**

[57] **CLAIM**

[21] Appl. No.: **29,926**

The ornamental design for a key chain light, as shown and described.

[22] Filed: **Oct. 19, 1994**

DESCRIPTION

[52] U.S. Cl. **D3/209**

[58] Field of Search D3/207-212; D11/44,
D11/48, 81, 99; D29/102; 70/456 R; 24/3 K;
D9/517, 518

FIG. 1 is a front elevational view of the key chain light showing my new design;

FIG. 2 is a side elevational view;

FIG. 3 is a top plan view; and,

FIG. 4 is a bottom plan view.

[56] **References Cited**

The broken line showing of indicia in FIG. 1 and of a connecting chain with clip in FIGS. 1 and 3 is for illustrative purposes only and forms no part of the claimed design.

U.S. PATENT DOCUMENTS

D. 310,025	8/1990	Foley	D9/518
D. 327,218	6/1992	Nickerson	D9/518
D. 329,593	9/1992	Otsuka	D9/518
D. 341,251	11/1993	Bensman et al.	D3/208

1 Claim, 1 Drawing Sheet




Fig. 1.




Fig. 2.




Fig. 3.

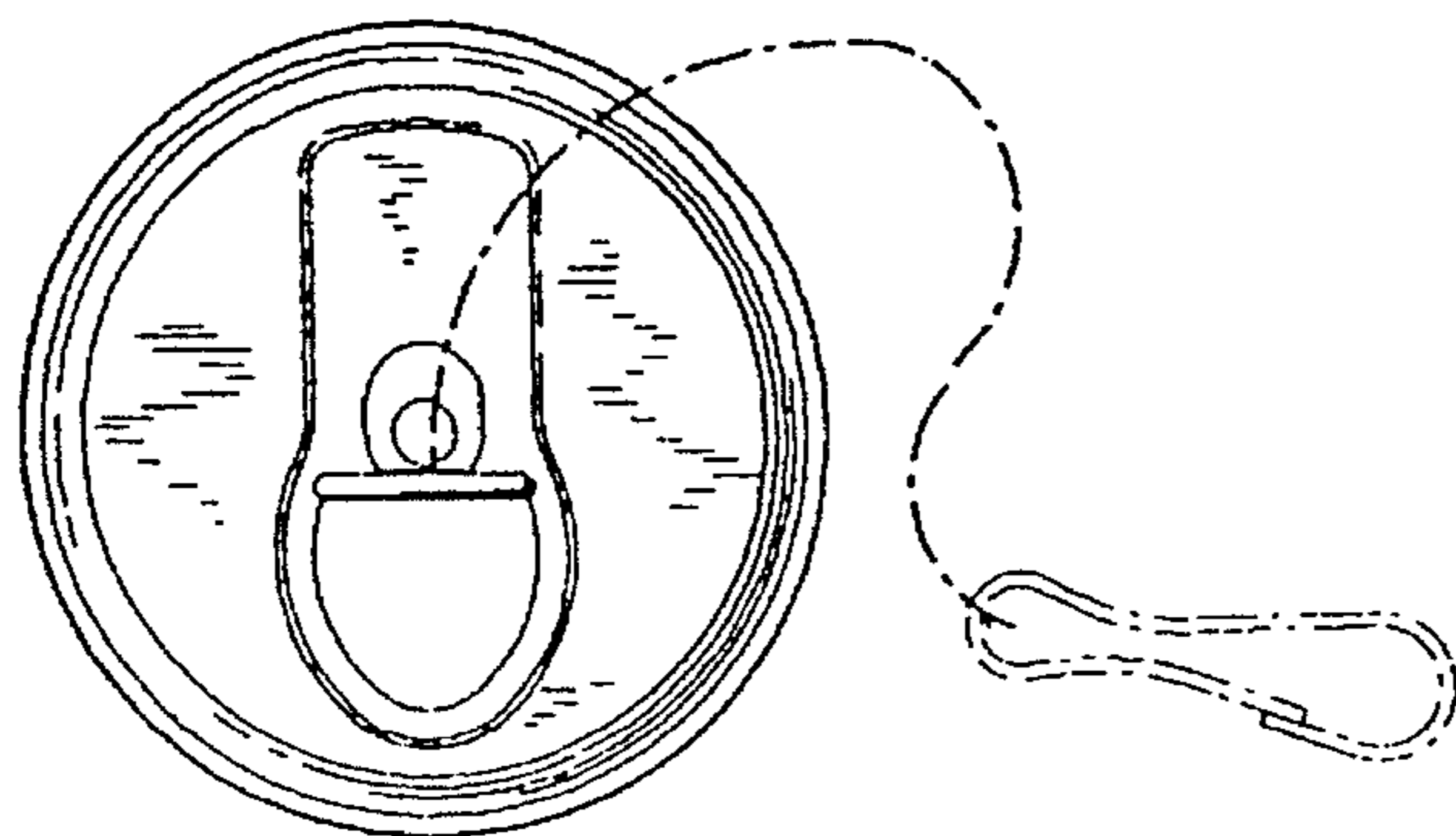


Fig. 4.

